1960 UNITED STATES OLYMPIC BOOK



PUBLISHED BY THE UNITED STATES OLYMPIC ASSOCIATION



THE OLYMPIC WORLD









UNITED STATES 1960 OLYMPIC BOOK

Quadrennial Report
OF THE
UNITED STATES OLYMPIC COMMITTEE

•

GAMES OF THE XVII OLYMPIAD
ROME, ITALY
AUGUST 25 TO SEPTEMBER 11, 1960

•

VIII OLYMPIC WINTER GAMES
SQUAW VALLEY, CALIFORNIA
FEBRUARY 18 TO 28, 1960

•

III PAN AMERICAN GAMES
CHICAGO, ILLINOIS
AUGUST 27 TO SEPTEMBER 7, 1959

•

EDITOR
Arthur G. Lentz
ASSISTANT EXECUTIVE DIRECTOR

ADVISORY EDITOR
Asa S. Bushnell
SECRETARY

UNITED STATES OLYMPIC ASSOCIATION, INC.
OLYMPIC HOUSE, 57 PARK AVENUE
New York 16, N. Y.



TO THE AMERICAN PUBLIC

. . . whose generosity made possible the successful ventures of our teams in the Games at Chicago, Squaw Valley, and Rome, and . . .

TO THE AMERICAN ATHLETES

. . . in whose competitive achievements and excellent conduct as representative citizens, our nation takes great pride . . .

. . . this Olympic Book is respectfully dedicated.

ACKNOWLEDGMENTS

The United States Olympic Association gratefully expresses its thanks to Sports Illustrated for contributing to this volume photographs by John G. Zimmerman, Marvin Newman, and Jerry Cooke.

•

Special thanks also are due for photographs contributed by the Associated Press, United Press International, the American Dairy Association, the United States Information Agency, the Chicago Tribune, the Chicago Daily News, the Chicago Sun-Times, and the Chicago American.

•

Acknowledgment also is due Murray Rose and Don Schiffer of New York City for their editorial assistance and counselling, to Robert H. Heller of New Haven, Conn., for his art direction, and to Walter J. Meives, University of Wisconsin, who served as the official photographer for the U. S. Pan American and Olympic Teams.

Copyright 1961 by
United States Olympic Association
(Incorporated, 1950, under Public Law 805)

All rights reserved. This book, or parts thereof, must not be reproduced in any form without permission.

MANUFACTURED IN THE UNITED STATES OF AMERICA

The Walker-Rackliff Co.
New Haven, Conn.

Table of Contents

1960 UNITED STATES OLYMPIC BOOK

Pages	Subject
	ADMINISTRATION SECTION
4	Olympic House
5	Officers, USOA and USOC
6	USOA Board of Directors
7	USOC Executive Board
8-12	USOC Games Committees and Special Committees
13-14	Membership, U. S. Olympic Committee
15-17	The United States Olympic Association, General Information
18-19	The International Olympic Committee
20	International Sports Federations
21-23	Olympic Lore and Legend
24-26	Olympic History, medal charts
	QUADRENNIAL REPORTS
27-29	USOC President, Kenneth L. Wilson
30	USOC Vice President, Douglas F. Roby
31	USOC Secretary, Asa S. Bushnell
32	USOC Treasurer, R. Max Ritter
33-36	Executive Director, J. Lyman Bingham
37	Asst. Executive Director, Arthur G. Lentz
38-42	Supplies and Equipment Committee, Marion H. Miller
43-44	Transportation Committee, Daniel J. Ferris
45-48	Food and Housing Committee, Charles L. Ornstein
49-52	Medical and Training Services, T. Nelson Metcalf
53-54	Olympic Development, Thomas F. Hamilton
55-57	Armed Forces
	1960 OLYMPIC GAMES AT ROME
60	Opening Day Parade
61-63	United States Olympic Team Personnel
64-65	United States Medal Winners
66-67	Review of Games
68-70	Olympic Games Ceremonials
71-85	Athletics—Men (Track and Field)
86-91	Athletics—Women (Track and Field)
92-95	Basketball
96-100	Boxing
101-104	Canoeing Men and Women
105-112	Picture section
113-116	Cycling
117-120	Equestrian Men and Women
121-127	Fencing Men and Women
128	Field Hockey
129-131	Gymnastics—Men
132-134	Gymnastics—Women
135-137	Modern Pentathlon
138-142	Rowing
143-144	Shooting
145-152	Picture section
153-154	Shooting (continued)
155-156	Soccer Football
157-161	Swimming and Diving Men
162-166	Swimming and Diving Women
167-169	Water Polo
170-172	Weightlifting
173-178	Wrestling
179-184	Yachting
185-192	Picture section
193	Yachting (continued)
194	Past U. S. Olympic Officers
	1960 OLYMPIC WINTER GAMES AT SQUAW VALLEY
196	United States Olympic Winter Team Personnel
197-198	Review of Games
199	Biathlon Skiing and Shooting
200-201	Figure Skating Men and Women
202-206	Ice Hockey
207-210	Skiing—Men and Women
211-216	Picture section
217-220	Skiing—Men and Women
221-224	Speed Skating Men and Women
	1959 PAN AMERICAN GAMES AT CHICAGO
226	Review of the Games
227-229	United States Pan American Team Personnel
230-231	United States Gold Medal Winners
232-238	Athletics—Men (Track and Field)
239-241	Athletics—Women (Track and Field)
242-244	Baseball
245-247	Basketball—Men
248	Basketball—Women
249-256	Picture section
257-258	Basketball—Women (continued)
259-261	Boxing
262-264	Cycling
265-266	Equestrian Men and Women
267-270	Fencing Men and Women
271-272	Gymnastics—Men
273-274	Gymnastics—Women
275	Modern Pentathlon
276-279	Rowing
280-284	Shooting
285-286	Soccer Football
287-288	Swimming and Diving Men
289-296	Picture section
297-298	Swimming and Diving Men (continued)
299-302	Swimming and Diving Women
303-304	Tennis—Men and Women
305-306	Volleyball—Men
307	Volleyball—Women
308-309	Water Polo
310-311	Weightlifting
312	Wrestling
313-319	Picture section
320-321	Wrestling (continued)
322-325	Yachting
	FOR THE RECORD
327-337	All Time Olympic Champions
338-391	Members of U. S. Olympic Teams, 1896-1956
392-396	All Time Pan American Champions
397-408	Members of U. S. Pan American Teams, 1951-1959

UNITED STATES OLYMPIC ASSOCIATION
NATIONAL HEADQUARTERS



Olympic House
57 Park Avenue
New York 16, N. Y.

ADMINISTRATION
OF THE
UNITED STATES OLYMPIC ASSOCIATION
ORGANIZER OF THE UNITED STATES OLYMPIC COMMITTEE

Olympic House, 57 Park Avenue, New York 16, N. Y.

Honorary President
HON. DWIGHT D. EISENHOWER, The President of the United States

Honorary Vice-Presidents
HON. CHRISTIAN A. HERTER, The Secretary of State
HON. THOMAS GATES, JR., The Secretary of Defense

Officers of the U. S. Olympic Association

President
KENNETH L. WILSON, Wilmette, Ill.

Vice-President
DOUGLAS F. ROBY, Ypsilanti, Mich.

Secretary
ASA S. BUSHNELL, Princeton, N. J.

Treasurer
R. MAX RITTER, Jenkintown, Pa.

Executive Director
J. LYMAN BINGHAM, Harrison, N. Y.

*Counselor**
JOHN T. McGOVERN, New York, N. Y.

Asst. Executive Director
ARTHUR G. LENTZ, Pelham Manor, N. Y.

*deceased.

President-Emeritus AVERY BRUNDAGE, Chicago, Ill.



Wilson



Roby



Bushnell



Ritter



Bingham



Lentz



McGovern


Bates


Byers


Cameron


de Capriles


Ferris


Fisher


Hunter


Jacoby


Littlefield


Mahoney

UNITED STATES OLYMPIC ASSOCIATION, INC.

(Incorporated under Act of Congress in 1950 — Public Law 805)

Board of Directors

KENNETH L. WILSON, *President*
DOUGLAS F. ROBY, *Vice-President*

ASA S. BUSHNELL, *Secretary*
R. MAX RITTER, *Treasurer*

AVERY BRUNDAGE, *President Emeritus*

STANLEY BATES
Washington State College
Pullman, Wash. (NCAA)

MIGUEL de CAPRILES
Pleasantville, N. Y.
Amateur Fencers League of America

DANIEL J. FERRIS
Amateur Athletic Union
New York, N. Y.

LOUIS J. FISHER
Carolinas Association
Amateur Athletic Union
High Point, N. C.

A. G. HAUSSLER
Bradley University
Peoria, Ill. (NCAA)

KELLUM JOHNSON
Amateur Athletic Union
Dallas, Texas

JAY-EHRET MAHONEY
Amateur Athletic Union
New York, N. Y.

WALTER S. POWELL*
U. S. Figure Skating Association
St. Louis, Mo.

CLYDE H. LITTLEFIELD
University of Texas
Austin, Texas (NCAA)

WHITNEY STONE
American Horse Shows Association
New York, N. Y.

Rear Admiral EDMUND B. TAYLOR, USN
Armed Forces
Washington, D. C.

FRANK R. THOMS
Williams College (NCAA)
Williamstown, Mass.
*deceased.


O'Donnell


Ornstein


Powell


Sigal


Simms


Small


Goss


Greim


Hamilton


Hansen


Haussler


Hobson

UNITED STATES OLYMPIC COMMITTEE

Executive Board

KENNETH L. WILSON, *President*
DOUGLAS F. ROBY, *Vice-President*

WALTER BYERS
National Collegiate Athletic Association
Kansas City, Mo.

EDMUND M. CAMERON
Duke University (NCAA)
Durham, N. C.

DANIEL J. FERRIS
Amateur Athletic Union
New York, N. Y.

CLIFFORD GOES
U. S. Olympic Rowing Committee
Hackettstown, N. J.

WILLARD N. GREIM
Amateur Athletic Union
Denver, Colo.

THOMAS J. HAMILTON
Athletic Association of
Western Universities (NCAA)
San Francisco, Calif.

CARL H. HANSEN
Amateur Athletic Union
Oakland, Calif.

WILSON T. HOBSON, JR.
U. S. Soccer Football Association
Wayne, Pa.

WILLIS O. HUNTER
University of Southern California
Los Angeles, Calif. (NCAA)

GLENN J. JACOBY
University of Wyoming (NCAA)
Laramie, Wyo.

ASA S. BUSHNELL, *Secretary*
R. MAX RITTER, *Treasurer*

ROBERT J. KANE
Cornell University (NCAA)
Ithaca, N. Y.

JUDGE JEREMIAH T. MAHONEY
Amateur Athletic Union
New York, N. Y.

LT. GEN. EMMETT O'DONNELL, JR.
United States Air Force
Washington, D. C.

T. NELSON METCALF
National Collegiate Athletic Association
Santa Barbara, Calif.

CHARLES L. OERSTEIN
Amateur Athletic Union
Washington, D. C.

ALBERT E. SIGAL
National Ski Association
Palo Alto, Calif.

JAMES F. SIMMS
Amateur Athletic Union
New York, N. Y.

FRANK J. SMALL
Amateur Bicycle League of America
Bayside, L. I., N. Y.

H. JAMISON SWARTS
University of Pennsylvania
Philadelphia, Pa. (NCAA)

ALBERT F. WHELTLE
Amateur Athletic Union
Baltimore, Md.

LOUIS G. WILKE
Amateur Athletic Union
Bartlesville, Okla.


Johnson


Kane


Mahoney


Metcalf


Stone


Swarts


Taylor


Thoms


Wheltle


Wilke

MEMBERSHIP OF 1960


Saber


Koszubski


Barnes


Lonborg


McGhee




Sheehan


Haussler


Thorpe


Henry

U. S. OLYMPIC MEN'S TRACK AND FIELD COMMITTEE

Chairman

Pincus Saber, New York, N. Y.

Secretary

Albert Post, Bloomfield, N. J.

USOC Representative

Robert J. Kane (Cornell), Ithaca, N. Y.

Other Committeemen

Harold Berliner, San Francisco, Calif.
Ralph Calson, Mattapan, Mass.
John T. Core, Richmond, Va.
Ward Haylett (Kansas State), Manhattan, Kans.
Powell Moorhead, Indianapolis, Ind.
Mike Portenova, Tarzana, Calif.
Frank Potts, (Colorado U.), Boulder, Colo.
Percy Beard (Florida U.), Gainesville, Fla.
George T. Eastment (Manhattan), New York, N. Y.
Robert Giegengack (Yale), New Haven, Conn.
Brutus Hamilton (Calif.), Berkeley, Calif.
Robert M. Higgins (Ok. A&M), Stillwater, Ok.
Clyde Littlefield (Texas), Austin, Tex.
Jess P. Mortensen (U. S. C.), Los Angeles, Calif.
Larry Snyder (Ohio State), Columbus, Ohio

Armed Forces

Col. Donald F. Hull (USA), Wash., D. C.
Maj. James K. McCreight (USMC), Wash., D. C.
Edmund M. Waller (USN), Wash., D. C.
Lt. Col. Charles E. Allard (USAF), Wash., D. C.

U. S. OLYMPIC WOMEN'S TRACK AND FIELD COMMITTEE

Chairman

Mrs. Frances T. Koszubski, Cleveland, Ohio

Secretary

Sandra Young Davies, Jr., Harbor Creek, Pa.

USOC Representative

Howard P. Bailey, Washington, D. C.

Other Committeemen

Jessie Pounds, Woodward, Oklahoma
Edward Temple (Tenn. State), Nashville, Tenn.
Francis George Welch (Emporia T.), Emporia, Kans.
Lucile Wilson, Chicago

Armed Forces

Col. Donald F. Hull (USA), Washington, D. C.

U. S. OLYMPIC MEN'S BASEBALL COMMITTEE

Chairman

Everett D. Barnes (Colgate), Hamilton, N. Y.

Secretary

Raoul Dedeaux (U. S. C.), Los Angeles, Calif.

USOC Representative

James Whatley (Georgia U.), Athens, Ga.

Other Committeemen

Glenn R. Daniel (Wyoming), Laramie, Wyo.
John H. Kobs (Mich. State), E. Lansing, Mich.
Robert W. Smith (Clemson), Clemson, S. C.
Joe E. Brown, Los Angeles, Calif.
Ronald W. Hubbard, Battle Creek, Mich.
Leslie Mann, San Gabriel, Calif.
Leslie M. Price, Chicago, Ill.
William R. Schroeder, Los Angeles, Calif.
Fred Young, Bloomington, Ill.

Armed Forces

Maj. James K. McCreight (USMC), Washington, D. C.
Edmund M. Waller (USN), Washington, D. C.
Maj. Shelton D. Kem (USAF), Washington, D. C.
Maj. Charles J. Powell (USA), Washington, D. C.

U. S. OLYMPIC MEN'S BASKETBALL COMMITTEE

Chairman

Arthur C. Lonborg (Kansas U.), Lawrence, Kans.

Vice-Chairman

G. Russell Lyons, Boulder, Colo.

Secretary

John S. Nagy, Cleveland, Ohio

USOC Representative

Arthur C. Lonborg (Kansas U.), Lawrence, Kans.

Other Committeemen

Lyle M. Foster, Oak Park, Ill.
Willard N. Greim, Denver, Colo.
Col. Harry D. Hensel, New York, N. Y.
Malcolm MacDonald, San Francisco, Calif.
Louis G. Wilke, Bartlesville, Okla.
James E. Coogan, New Haven, Conn.
Robert N. Brown (W. Va.), Morgantown, W. Va.
Franklin C. Coppon (Princeton), Princeton, N. J.
Harvey C. Chrouser (Wheaton), Wheaton, Ill.
William H. H. Dye (Wash.), Seattle, Wash.
Douglas R. Mills (Ill.), Champaign, Ill.
E. E. Peters (Ma. Valley), Kansas City, Mo.
Leon P. Williams (Colby), Waterville, Me.

Armed Forces

Col. Donald F. Hull (USA), Washington, D. C.
Maj. James K. McCreight (USMC), Washington, D. C.
Edmund M. Waller (USN), Washington, D. C.
Col. Guy N. Bizir (USAF), Washington, D. C.

U. S. OLYMPIC WOMEN'S BASKETBALL COMMITTEE

Chairman

Tennie McGhee (Nash. B. C.), Nashville, Tenn.

Secretary

Pat Landis, Omaha, Nebr.

USOC Representative

Earl M. Cherry, Cabot, Ark.

Other Committeemen

Margaret T. Bagot, Cleveland, Ohio
Lavrine M. Mickelsen, Murray, Utah
Herley J. Redin (Wayland), Plainview, Tex.
O. Rabb (Iowa Wesleyan), Mt. Pleasant, Ia.

Armed Forces

Col. Donald F. Hull (USA), Washington, D. C.

U. S. OLYMPIC BOBSLEDDING COMMITTEE

Chairman

John E. Morgan, Saranac Lake, N. Y.

Secretary

James C. Sheffield, Lake Placid, N. Y.

USOC Representative

Warren G. Nicholson, Burlingame, Calif.

Other Committeemen

Edward P. F. Eagan, New York, N. Y.
William M. Leonard, Schenectady, N. Y.
Louis P. Mecani, Ausable Forks, N. Y.
Richard P. Shearman, Lake Placid, N. Y.
Frank R. Thoms, Jr., Williamstown, Mass.

Armed Forces

Charles H. Swift (USAF), Washington, D. C.

U. S. OLYMPIC BOXING COMMITTEE

Chairman

John J. Sheehan, Dorchester, Mass.

Vice Chairman

Charles H. Swift (USAF), Washington, D. C.

Secretary

Al Sandell, San Francisco, Calif.

USOC Representative

Milton W. Holt (Idaho St.), Pocatello, Idaho

Other Committeemen

Nick J. Borrick, Columbus, Ohio
Harry Berman, Baltimore, Maryland
Frank Diamant, Brooklyn, N. Y.
Fred Maggiora, Oakland, Calif.
Edward McGinn, Philadelphia, Pa.
Joseph J. Miller, Washington, D. C.
Marion H. Miller, Kansas City, Mo.
Albert Zahorsky, Buffalo, N. Y.
Edmund R. Lafond (C. U.), Washington, D. C.

USOC GAME COMMITTEES

J. Menendez (San Jose St.), San Jose, Calif.
Verne E. Woodward (Wis.), Madison, Wis.
Roy Chisholm (Minn.), Minneapolis, Minn.
C. L. Munn (Mich. St.), E. Lansing, Mich.
Roy Simmons (Syracuse), Syracuse, N. Y.

Armed Forces

Col. Donald F. Hull (USA), Washington, D. C.
Maj. J. K. McCreight (USMC), Washington, D. C.
Edmund M. Waller (USN), Washington, D. C.
Charles H. Swift (USAF), Washington, D. C.

U. S. OLYMPIC CANOEING COMMITTEE

Chairman

A. G. Houssler, Peoria, Ill.

Secretary

Ernest L. Miller, Perry Point, Maryland

USOC Representative

Thomas Zak, Cambridge, Maryland

Other Committeemen

John J. Anderson, Yonkers, N. Y.
George A. Byers, East Dedham, Mass.
Nathan L. Mallison, Jacksonville, Fla.
Donald K. Merwin, Canton, Ohio
Dale E. Rae, Oakland, Calif.

Armed Forces

Edmund M. Waller (USN), Washington, D. C.

U. S. OLYMPIC CYCLING COMMITTEE

Chairman

George L. Thorpe, San Francisco, Calif.

Secretary

Herbert L. Hoffman, Middlesex, N. J.

USOC Representative

Ernest McAdams, New York, N. Y.

Other Committeemen

Walter Brearey, Long Island, N. Y.
Pat Connor, Orlando, Florida
Don Gill, Kenosha, Wisconsin
Frank J. Small, Bayside, N. Y.
Willis O. Hunter (USC), Los Angeles, Calif.

Armed Forces

Maj. James A. Parker (USA), Washington, D. C.

U. S. OLYMPIC MEN AND WOMEN'S EQUESTRIAN COMMITTEE

Chairman

Maj. Gen. Guy V. Henry, Chevy Chase, Maryland

Secretary and USOC Representative

Brig. Gen. Frederic W. Boye, Warrenton, Va.

Other Committeemen

Brig. Gen. John T. Cole, Helsinki, N. Y.
Walter B. Devereux, New York, N. Y.
Albert E. Hart, Jr., Cedarhurst, N. Y.
Andrew M. Montgomery, Union, N. J.
Adrian Van Sinderen, New York, N. Y.
Judge Jeremiah T. Mahoney, New York, N. Y.
George A. Munger (Penn.), Philadelphia, Pa.

Armed Forces

Lt. Col. Emmett C. Townsend (USA), Washington, D. C.

U. S. OLYMPIC MEN AND WOMEN'S FENCING COMMITTEE

Chairman

Donald S. Thompson, Shaker Heights, Ohio

Secretary

Ralph M. Goldstein, Yonkers, N. Y.

USOC Representative

Jose R. DeCapriles, Chappaqua, N. Y.

Other Committeemen

Dorrell Every, New York, N. Y.
Tracy Jocelyn, New York, N. Y.
Joseph Levis, Brighton, Mass.
Elwyn Boggs (Stanford), Stanford, Calif.
Lajos S. Csiszar (Penn.), Philadelphia, Pa.
Miguel A. deCapriles, Pleasantville, N. Y.
Alver B. Hermanson (Chicago), Chicago, Ill.
Charles R. Schmitter (Mich. State), East Lansing, Mich.
George L. Shiebler (E.C.A.C.), Newark, N. J.

Armed Forces

Edmund M. Waller (USN), Washington, D. C.
Col. Guy N. Bizir (USAF), Washington, D. C.


Thompson


Greer

U. S. OLYMPIC FIELD HOCKEY COMMITTEE

Chairman

Henry Kirk Greer, New York, N. Y.

Secretary

Ronald K. Chute, New York, N. Y.

USOC Representative

Henry Kirk Greer, New York, N. Y.

Other Committeemen

Harold Baker, Bryn Mawr, Pa.
E. Newbold Black, Haverford, Pa.
T. Hilde Loegstra, Rye, N. Y.
Walter Voss, New York, N. Y.
Raymond C. Wittelsberger, Baltimore, Md.

Armed Forces

Maj. James A. Parker (USA), Washington, D. C.


Beatty


Gulack

U. S. OLYMPIC FIGURE SKATING COMMITTEE

Chairman

Henry M. Beatty, Cleveland, Ohio

Secretary

Walter S. Powell, St. Louis, Mo.*

USOC Representative

Henry M. Beatty, Cleveland, Ohio

Other Committeemen

Kenneth L. Brown, Berkeley, Calif.
Harry N. Keighley, Evanston, Ill.
Henry M. Lange, Cambridge, Mass.
Theodore G. Patterson, Boston, Mass.
Henry E. Rodis, Chicago, Ill.
John R. Shoemaker, San Francisco, Calif.

Armed Forces

Lt. Col. Charles E. Allard (USAF), Washington, D. C.

* deceased


Brown




Rose


Frederick

U. S. OLYMPIC MEN'S GYMNASTICS COMMITTEE

Chairman

George J. Gulack, New York, N. Y.

Secretary

Eugene Wettstone (Penn St.), St. College, Pa.

USOC Representative

Charles Pond (Illinois), Champaign, Ill.

Other Committeemen

Dr. Harold T. Friermood (NCAA), New York, N. Y.
Jerry F. Hardy, White Plains, N. Y.
Tom F. Maloney (U.S.M.A.), West Point, N. Y.
Dr. E. A. Eklund, Rochester, N. Y.
Dr. Adolph Picker, Baltimore, Maryland
C. W. Phillips (U.S.N.A.), Annapolis, Md.
Paul Ronna (Syracuse), Syracuse, N. Y.
Anthony Rossi (Colorado St.), Greeley, Colo.
Lyle Weiser (Georgia Tech), Atlanta, Ga.

Armed Forces

Maj. Shelton D. Kem (USAF), Washington, D. C.

U. S. OLYMPIC WOMEN'S GYMNASTIC COMMITTEE

Chairman

Patrick Yeager, Naples, Fla.

Secretary

Martha Goble, Philadelphia, Pa.

USOC Representative

Mrs. Fay Gulack, New York, N. Y.

Other Committeemen

Dr. Margaret C. Brown, East Orange, N. J.
Mrs. Concetta Lenz, Baltimore, Md.
Walter J. Lienert, Indianapolis, Ind.
Mrs. Erna Wachtel, Chicago, Ill.


Swanson


Goes

MEMBERSHIP OF 1960 USOC GAMES COMMITTEES


MacLane


Hobson


Ottaen


Daughters


York


Anderson


Barnes


Breitkreutz


Saari


Boyce

(Continuing women's gymnastics from page 9)

Armed Forces

Maj. James K. McCreight (USMC), Washington, D. C.

U. S. OLYMPIC ICE HOCKEY COMMITTEE

Chairman

Walter A. Brown, Boston, Mass.

Secretary

Robert B. Ridder, Minneapolis, Minn.

USOC Representative

Herbert W. Gallagher, Boston, Mass.

Other Committeemen

Alan J. Bovard, Haughton, Mich.
Donald Clark, Farmington, Minn.
James H. Claypool, Duluth, Minn.
Henry L. Cleverly, Boston, Mass.
Charles Card, Los Angeles, Calif.
George L. Davis, Jr., Philadelphia, Pa.
Edward J. Jeremiah, Hanover, N. H.
John Mariucci, Minneapolis, Minn.
John P. Riley, West Point, N. Y.

Armed Forces

Maj. Charles J. Powell (USA), Washington, D. C.

U. S. OLYMPIC MODERN PENTATHLON COMMITTEE

Chairman

Maj. Gen. Wm. C. Rose, Washington, D. C.

Secretary

Maj. Jack W. Bernhein (USA), Washington, D. C.

USOC Representative

Maj. Gen. Wm. C. Rose, Washington, D. C.

Other Committeemen

Brig. Gen. John V. Grombach, New York, N. Y.
Ralph Furey (Columbia), New York, N. Y.
Warren P. McGuirk (Mass.), Amherst, Mass.
Louis Arnett Benton, Middlesex, N. J.
Maj. Gen. Peter C. Hains 3rd, Ft. Sam Houston, Texas
Col. Gustave M. Meiss (USA), Washington, D. C.

Armed Forces

Maj. James K. McCreight (USMC), Washington, D. C.
Lt. Col. Emmett C. Townsend (USA), Washington, D. C.
Edmund M. Waller (USN), Washington, D. C.
Col. Carl C. Hinkle, Jr. (USAF), Washington, D. C.

U. S. OLYMPIC ROWING COMMITTEE

Chairman

Clifford "Tip" Gaes, New York, N. Y.

Secretary

John J. Sulgar, New York, N. Y.

USOC Representative

John J. Carlin, Philadelphia, Pa.

Other Committeemen

Edward A. Atwill, Buffalo, N. Y.
Ernest H. Beyer, Philadelphia, Pa.
Jack T. Franklin, Alexandria, Va.
L. Perry Manning, Detroit, Mich.
Greg Engelhard (California), Berkeley, Calif.
Ralph Furey (Columbia), New York, N. Y.
James A. Rathschmidt (Yale), New Haven, Conn.
R. Harrison Sanford (Cornell), Ithaca, N. Y.
Russell S. Callow (USNA), Annapolis, Md.*
* deceased

Armed Forces

Edmund M. Waller (USN), Washington, D. C.
Col. Carl C. Hinkle, Jr. (USAF), Washington, D. C.

U. S. OLYMPIC RIFLE, PISTOL AND SKEET SHOOTING COMMITTEES

(NOTE—Skeet governed by special sub-committee)

Rifle Committee

Chairman

Dr. Emmet O. Swanson, Minneapolis, Minn.

Secretary

Lt. Col. Sidney Carpenter, Fort Monroe, Va.

USOC Representative

Dr. Emmet O. Swanson, Minneapolis, Minn.

Other Committeemen

Carl E. Kastner, Maplewood, N. J.
Col. Francis W. Parker, Chicago, Ill.
Irvine C. Porter, Birmingham, Ala.
Waldo E. Seagly, Topeka, Ind.
Delaney Kiphuth (Yale), New Haven, Conn.
H. Jamison Swarts (Penn.), Philadelphia, Pa.
Brig. Gen. Frank A. Kopf, Atlanta, Ga.

Armed Forces

Col. Robert W. Moser, Washington, D. C.

Pistol Committee Members

Chairman

Karl T. Frederick, New York, N. Y.

Secretary

Franklin L. Orth, Washington, D. C.

USOC Representative

Lt. Gen. Floyd L. Parks, Washington, D. C.*
*Deceased

Other Committeemen

Harlan B. Carter, San Antonio, Texas
Col. Perry D. Swindler (USA), Lakeland, Fla.
Louis Arnett Benton, Middlesex, N. J.
Joseph Rogers, Amherst, Mass.
Edmund M. Cameron (Duke), Durham, N. C.
Insp. Harry Reeves, Detroit, Mich.

Armed Forces

Col. Peter W. Agnell (USAF), Washington, D. C.
Capt. Otto A. Finley (USN), Washington, D. C.

U. S. OLYMPIC MEN AND WOMEN'S SKIING COMMITTEE

Chairman

Malcolm McLane, Concord, N. H.

Secretary

Ralph J. Townsend, Williamstown, Mass.

USOC Representative

Sepp Ruschp, Stowe, Vermont
Nelson Bennett, Ketchum, Idaho
Walter I. Bietila, Iron Mountain, Mich.
Mrs. F. F. C. Huidekoper, Wilson, Wyo.
Robert C. Johnstone, Denver, Colo.
Chelton Leonard, Reno, Nev.
Dr. Amos Little, Helena, Mon.
Stuart McLaren, San Marino, Calif.
Allisan A. Merrill, Hanover, N. H.
Richard Mavitz, Salt Lake City, Utah
Willie Schaeffler, Denver, Colo.
Robert R. Sheehan, Middlebury, Vt.
Crosby Perry-Smith, Steamboat Springs, Colo.

Armed Forces

Lt. Col. Emmett C. Townsend (USA), Washington, D. C.

U. S. OLYMPIC SOCCER FOOTBALL COMMITTEE

Chairman and USOC Representative

Wilson T. Hobson, Jr., Philadelphia, Pa.

Vice Chairman

James J. Reed (Princeton), Princeton, N. J.

Secretary

Joseph J. Barrish, New York, N. Y.

Other Committeemen

Walter J. Giesler, Clayton, Mo.
James P. McGuire, Floral Park, L. I., N. Y.
Fred W. Netto, Chicago, Ill.
Walter Rechtsteiner, Los Angeles, Calif.
Harry H. Fairfield, Pittsburgh, Pa.
Daniel W. Fowler, Rochester, N. Y.
Joseph Triner, Chicago, Ill.
Frank E. Woods, San Francisco, Calif.
Marvin Allen (N. C.), Chapel Hill, N. C.
Joseph Guentzel (Ind.), Bloomington, Ind.
Carleton Reilly (Brooklyn College), Brooklyn, N. Y.
Charles R. Scott (Penn), Philadelphia, Pa.
Roy A. Dath (Trinity), Hartford, Conn.

Armed Forces

Maj. James K. McCreight (USMC), Washington, D. C.
Edmund M. Waller (USN), Washington, D. C.

MEMBERSHIP OF 1960 USOC GAMES COMMITTEES

(Continuing Soccer Football Committee from page 10)

Maj. Shelton D. Kem (USAF), Washington, D. C.
Maj. James A. Parker (USA), Washington, D. C.

U. S. OLYMPIC MEN AND WOMEN'S SPEED SKATING COMMITTEE

Chairman

Lamar Ottsen, Glendale, Mo.

Secretary

Richard P. McCarter, Chicago, Ill.

USOC Representative

Lamar Ottsen, Glendale, Mo.

Other Committeemen

Benjamin Bagdade, Farmington, Mich.
Delbert Lamb, Milwaukee, Wisc.
Herbert F. Schwarz, St. Paul, Minn.
James Sheffield, Lake Placid, N. Y.
Earl Solem, Phoenix, Ariz.
R. Victor Stout, Boston, Mass.

Armed Forces

Maj. James K. McCreight (USMC), Washington, D. C.

U. S. OLYMPIC MEN'S SWIMMING COMMITTEE

Chairman

Roy Daughters (Wash. A. C.), Seattle, Wash.

Secretary

Gervaise W. Tompkin (Colo. State), Ft. Collins, Colo.

USOC Representative

Roy Daughters (Wash. A. C.), Seattle, Wash.

Other Committeemen

Lowell B. Dismantz, New Orleans, La.
Leon Ginsberg, Baltimore, Md.
Harry S. Glancy, Dallas, Texas
Dr. Harold W. Henning, Naperville, Ill.
Paul P. Hartlaub, Cincinnati, Ohio
Lawrence J. Johnson, Boston, Mass.
Robert J. H. Kiphuth, Yale, New Haven, Conn.
David A. Armbruster (Iowa U.), Iowa City, Iowa
Alfred R. Barr (So. Methodist), Dallas, Tex.
Thomas G. Haynie (Stanford), Stanford, Calif.
Karl B. Michael (Dartmouth), Hanover, N. H.
Robert B. Muir (Williams), Williamstown, Mass.
Howard W. Smith (Princeton), Princeton, N. J.
Jack A. Torney, Jr. (Wash.), Seattle, Wash.

Armed Forces

Maj. James K. McCreight (USMC), Washington, D. C.
Edmund M. Waller (USN), Washington, D. C.
Col. Taylor Drysdale (USAF), Washington, D. C.
Maj. Charles J. Powell (USA), Washington, D. C.

U. S. OLYMPIC WOMEN'S SWIMMING COMMITTEE

Chairman

Ben York, West Palm Beach, Fla.

Secretary

Mrs. Betty Baldwin, Youngstown, Ohio

USOC Representative

Louis J. Fisher, High Point, N. C.

Other Committeemen

Kellum Johnson, Dallas, Texas
Mrs. Beth Kaufman, San Anselmo, Calif.
Mrs. Mary Freeman Kelly, Hollywood, Pa.
Clarence Pinkston, Detroit, Mich.
Albert Whalen, Oklahoma City, Okla.
Lillian Y. Whiting, West Des Moines, Iowa

Armed Forces

Edmund M. Waller (USN), Washington, D. C.

U. S. OLYMPIC SYNCHRONIZED SWIMMING COMMITTEE

Chairman

Mrs. Theresa Anderson, Des Moines, Iowa

Secretary

Mrs. Norma J. Olsen, Oakland, Calif.

USOC Representative

Mrs. Florence Anderson, Salt Lake City, Utah

Other Committeemen

Miss Joy N. Cushman, Houston, Texas
Mrs. Dorothy Donnelly, New Britain, Conn.
Mrs. Helene Harms, New Providence, N. J.
Mrs. Phyllis R. Williams, Glens Falls, N. Y.

Armed Forces

Capt. Roger L. Miller (USA), Washington, D. C.

U. S. OLYMPIC MEN'S AND WOMEN'S TENNIS COMMITTEE

Chairman

George E. Barnes, Chicago, Ill.

Secretary

Ralph E. Ellis, Grand Rapids, Mich.

USOC Representative

Harold A. Jebsir, New York, N. Y.

Other Committeemen

William C. Ackerman (UCLA), Los Angeles, Calif.
Richard Lewis (Cornell), Ithaca, N. Y.
Emmett Pare (Tulane), New Orleans, La.

Armed Forces

Col. George W. Croker (USAF), Washington, D. C.

U. S. OLYMPIC MEN'S VOLLEYBALL COMMITTEE

Chairman and USOC Representative

Emil W. Breitkreutz, San Marino, Calif.

Secretary

J. Edmund Welch (Emery U.), Atlanta, Ga.

Other Committeemen

Kenneth Adler, Detroit, Mich.
H. L. Giles, Bozeman, Mo.
John W. Ketchum, Columbus, Ohio
Edward P. Louten, Chicago, Ill.
Yiggo O. Nelson, Ann Arbor, Mich.
Leslie Renquist, Des Moines, Iowa
Harley L. Robertson, New York, N. Y.
William Seebohm, Cincinnati, Ohio
Walter W. Southworth, Louisville, Ky.
Harry E. Wilson, Encino, Calif.
Harold O. Zimman, Lynn, Mass.

Armed Forces

Maj. Shelton D. Kem (USAF), Washington, D. C.
Lt. Com. Robert S. Hunt (USN), Washington, D. C.

U. S. OLYMPIC WOMEN'S VOLLEYBALL COMMITTEE

Chairman and USOC Representative

Dorothy C. Boyce, Chicago, Ill.

Secretary

Mrs. Ida Litschauer, Compton, Calif.

Other Committeemen

William P. Burroughs, Los Angeles, Calif.
Mrs. Frances K. Robson, Long Beach, Calif.
Morton H. Kennedy, Chicago, Ill.
Alton W. Fish, Long Beach, Calif.
Mary F. Kellom (N. C.), Chapel Hill, N. C.
Martin Yerde (East. Mich.), Ypsilanti, Mich.
Roger G. Burton, Tulsa, Okla.
G. Gordon Fisher, New York, N. Y.
Gordon H. Adler, Detroit, Mich.*
* deceased

U. S. OLYMPIC WATER POLO COMMITTEE

Chairman

Uhro E. Saari, El Segundo, Calif.

Secretary

William A. Kooiatto, Chicago, Ill.

USOC Representative

Jay-Ehret Mahoney, New York, N. Y.

Other Committeemen

John J. Curren, New York, N. Y.
Samuel J. Greller, Chicago, Ill.
Neil W. Kaihhaus (U. S. C.), Los Angeles, Calif.
Charles McCoffree, Jr. (Mich. St.), E. Lansing, Mich.

Armed Forces

Lt. Robert S. Hunt (USN), Washington, D. C.


Martin


Swartz


Trenary


Lennan


MacArthur


Ornstein


Metcalf


Miller


Ferris


Hamilton

(Continued from page 11)

MEMBERSHIP OF 1960 USOC GAMES COMMITTEES

U. S. OLYMPIC WEIGHTLIFTING COMMITTEE

Chairman
David A. Mallin, Los Angeles, Calif.

Secretary
Joe Raymond, Cleveland, Ohio

USOC Representative
John B. Terpak, Pa.

Other Committeemen
Frayshee Ferguson, Columbus, Ohio
Clarence H. Johnson, Highland Park, Mich.
Perry Roder, Alliance, Neb.
Joseph R. Roczkowski, Baltimore, Md.
Victor F. Obeck (NYU), New York, N. Y.
Harris F. Beeman (Michigan State), East Lansing, Mich.

U. S. OLYMPIC WRESTLING COMMITTEE

Chairman
Raymond Swarts (USNA), Annapolis, Md.

Secretary
Fendley Collins (Mich. State), East Lansing, Mich.

USOC Representative
Eric F. Pahl, San Antonio, Texas

Other Committeemen
Dr. Al DeFerrari, San Francisco, Calif.
John C. Mondel, Long Island, N. Y.
Cyril Mitchell, Portland, Ore.
Clay E. Roberts, Tulsa, Okla.
Josiah Henson (USN), Corpus Christi, Texas
Henry Wittenberg, Bronx, N. Y.
M. Briggs Hunt (UCLA), Los Angeles, Calif.
Charles Parker (Davidson), Davidson, S. C.
Rex Perry (Pittsburgh), Pittsburgh, Pa.
Claude Reock (Purdue), Lafayette, Ind.
Fred G. Robertson (Okla.), Norman, Okla.
Percy Sadler (Lehigh), Bethlehem, Pa.
Raymond E. Sparks (Springfield), Springfield, Mass.

Armed Forces
Lt. Col. Emmett C. Townsend (USA), Washington, D. C.
Maj. James K. McCreight (USMC), Washington, D. C.
Edmund M. Walter (USN), Washington, D. C.
Maj. Shelton D. Ken (USAF), Washington, D. C.

U. S. OLYMPIC YACHTING COMMITTEE

Chairman
James M. Trenary, New York, N. Y.

Secretary
Robert N. Bovier, Jr., New York, N. Y.

USOC Representative
James M. Trenary, New York, N. Y.

Other Committeemen
Dr. Britton Chance, Philadelphia, Pa.
David J. Dunigan, Jr., Washington, D. C.
Leonard M. Fowle, Marblehead, Mass.
Paul H. Smart, New York, N. Y.
Ralph Monticelli, San Francisco, Calif.

Armed Forces
Col. Carl C. Hinkle, Jr. (USAF), Washington, D. C.
Edmund M. Waller (USN), Washington, D. C.

MEMBERSHIP OF SPECIAL U. S. OLYMPIC COMMITTEES

Food and Housing Committee

Chairman
Charles L. Ornstein, Washington, D. C.

Committeemen
*J. Lyman Bingham, New York, N. Y.
Asa S. Bushnell, Princeton, N. J.
Fred Wright Oakland, Calif.
R. Max Ritter, Jenkintown, Pa.
*Kenneth L. Wilson, Chicago, Ill.
*Ex-Officio Members

Medical and Training Services Committee

Chairman
T. Nelson Metcalf, Santa Barbara, Calif.

Committeemen
*J. Lyman Bingham, New York, N. Y.
Willard W. Gevin, Denver, Colo.
Albert E. Sigal, Palo Alto, Calif.
Asa S. Bushnell, Princeton, N. J.
Robert J. Kane, Ithaca, N. Y.
Frank Cramer, Gardner, Kansas
Steve E. Witkowski, Cromwell, Conn.
Dr. Henry McPhee, Princeton, N. J.
*Kenneth L. Wilson, Chicago, Ill.
*Ex-officio Members

Supplies and Equipment Committee

Chairman
Marion H. Miller, Kansas City, Mo.

Committeemen
*J. Lyman Bingham, New York, N. Y.
Max J. Lavell, New York, N. Y.
**Arthur D. Levin, New York, N. Y.
Charles E. J. Kunz, New York, N. Y.
Malcolm McLane, Concord, N. H.
**Vivian Stingley, New York, N. Y.
Mrs. Alice Lord Landon, Lynbrook, N. Y.
Catherine D. Meyer, Glen Rock, N. J.
*Kenneth L. Wilson, Chicago, Ill.
* Ex-Officio Members
** Advisory Capacity

Transportation Committee

Chairman
Daniel J. Ferris, New York, N. Y.

Committeemen
*J. Lyman Bingham, New York, N. Y.
James P. Lyon, New York, N. Y.
James F. Simms, New York, N. Y.
Asa S. Bushnell, Princeton, N. J.
R. Max Ritter, Jenkintown, Pa.
Col. Ralph L. Stevenson, Norman, Okla.
Darnell Emery, New York, N. Y.
Douglas F. Raby, Detroit, Mich.
*Kenneth L. Wilson, Chicago, Ill.

Olympic Development Committee

Chairman
Thomas J. Hamilton, Pittsburgh, Pa.

Committeemen
Walter Byers, Charlottesville, Va.
Lt. Gen. Emmett O'Donnell, Jr., Wash., D. C.
Willard N. Gevin, Denver, Colo.
James F. Simms, New York, N. Y.
Willis O. Hunter, Los Angeles, Calif.
Albert F. Whelchle, Baltimore, Md.
*Ex-Officio Members

1960 BUSINESSMEN'S OLYMPIC COMMITTEE

Chairman
General of the Army
Douglas MacArthur, Chairman of the Board
Sperry-Rand Corporation, New York, N. Y.

Committeemen
Walter Annenberg, Publisher
Philadelphia Inquirer, Philadelphia, Pa.
Harry A. Bullis, Chairman of the Board
General Mills, Inc., Minneapolis, Minn.
Walter S. Carpenter, Jr., Chairman of the Board
E. I. DuPont de Nemours Co., Wilmington, Del.
M. Fred Cartoun, Chairman of the Board and Secretary
Langines-Wittnauer Watch Co., New York, N. Y.
John L. Collyer, Chairman of the Board
B. F. Goodrich Co., Akron, Ohio
Donald W. Douglas, Jr., President
Douglas Aircraft Co., Santa Monica, Calif.
Paul Endicott, President
Phillips Petroleum Co., Bartlesville, Okla.
James A. Farley, Chairman of the Board
Coca Cola Export Co., New York, N. Y.
Laurence H. Fertel, President
Houston Contracting Co., Houston, Tex.
Harvey S. Firestone, Jr., Chairman of the Board
Firestone Tire & Rubber Co., Akron, Ohio
Leonard H. Goldenson, President
American Broadcasting Co., New York, N. Y.
Boone Gross, President
The Gillette Co., Boston, Massachusetts
T. J. Hargrave, President
Eastman Kodak Co., Rochester, N. Y.
William Randolph Hearst, Jr., President and Editor-in-Chief
Hearst Newspapers, New York, N. Y.
Francis L. Higginson
Lee-Higginson Corp., Boston, Mass.
H. F. Johnson, Jr., Chairman of the Board
S. C. Johnson & Son, Inc., Racine, Wis.
Eric Johnston, President
Motion Picture Association of America, Inc., New York, N. Y.
John B. Kelly, President
John B. Kelly Co., Philadelphia, Pa.
Donald M. Kendall, President
Pepsi Cola International, New York, N. Y.
John S. Knight, Publisher
Chicago Daily News, Chicago, Ill.
H. Peter Kriendler
"Twenty-one Club", New York, N. Y.
Hoy Langenheim
Newport Beach, Calif.
Henry Cabot Lodge, U. S. A. Representative United Nations, New York, N. Y.
John L. McCaffrey, President
International Harvester Co., Chicago, Ill.
Frank E. McKinney, President
Fidelity Bank & Trust Co., Indianapolis, Ind.
J. Wilson Newman, President
Dun and Bradstreet, Inc., New York, N. Y.
Harold C. Price, President
R. C. Price Co., Bartlesville, Okla.
Philip D. Reed, Chairman of Finance Committee
General Electric Co., New York, N. Y.
George Ramsey, President
American Motors, Detroit, Mich.
Robert Sarnoff, President
National Broadcasting Co., New York, N. Y.
Frederic N. Schwartz, President
Bristol-Myers Co., New York, N. Y.
Robert T. Stevens, President
J. P. Stevens & Co., New York, N. Y.
Paul Felix Warburg
New York, N. Y.
William W. Farrar
Arcadia, Calif.

OLYMPIC HOUSE COMMITTEE

Chairman
Clifford Goes, Hackettstown, N. J.

Committeemen
Asa S. Bushnell, Princeton, N. J.
Jay-Ehret Mahaney, New York, N. Y.
Thomas F. Lennon, New York, N. Y.
Charles L. Ornstein, Washington, D. C.
R. Max Ritter, Jenkintown, Pa.

FINANCE COMMITTEE

Chairman
Thomas F. Lennon, New York, N. Y.

Committeemen
Fred Matthoei, Detroit, Mich.
Clifford Goes, Hackettstown, N. J.

Official Membership Of The United States Olympic Committee

The official working arm of the United States Olympic Association, charged with the responsibility of American participation in the Olympic and Pan American Games

Anderson, Mrs. Florence D., Salt Lake City, Utah (Synchronized Swimming Games Committee)
Apdale, George F., Richmond Hill, New York (U. S. Amateur Roller Skating Union)
Arlosoro, Harry L., Medford, Massachusetts (Association of New England Colleges for Conference on Athletics)
Armstrong, F. G., St. Louis, Missouri (Ozark Association A. A. U.)
Arront, Hiron R., Tucson, Arizona (Border Intercollegiate Athletic Conference)
Aukevald, Sverre, Palsar, Montana, (Northern Rocky Mountain Ski Association)
Bailey, Howard P., Washington, D. C. (Women's Track & Field Games Committee)
Baker, Lawrence A., New York, New York (U. S. Lawn Tennis Association)
Barack, N. J., Columbus, Ohio (Ohio Association A. A. U.)
Barnes, Everett D., Hamilton, New York (N. C. A. A.)
Barnes, Julius H., Duluth, Minnesota (Former Official)
Barriskill, Joseph J., New York, New York (U. S. Soccer Football Association)
Bates, Stanley, Pullman, Washington (N.C.A.A.)
Bavier, Robert N., New York, New York (North American Yacht Racing Union)
Bayar, Ernest H., Philadelphia, Pennsylvania (National Association of Amateur Oarsmen)
Beard, Percy M., Gainsville, Florida (Southeastern Conference)
Beatty, Henry O., Cleveland, Ohio (Figure Skating Games Committee)
Beck, Walter, Louisville, Kentucky (Kentucky Association A. A. U.)
Benham, Stanley, Lake Placid, New York (North Elba Park District)
Benton, Louis A., Middlesex, New Jersey (U. S. Revolver Association)
Bailey, Thomas D., Cambridge, Massachusetts (Eastern Association of Rowing Colleges)
Bayes, Dorothy C., Chicago, Illinois (Women's Volleyball Games Committee)
Baye, Brig. Gen. F. W., Warrenton, Virginia (Equestrian Games Committee)
Breitkreutz, Emil W., San Marino, California (Men's Volleyball Games Committee)
Brown, Walter A., Boston, Massachusetts (Amateur Hockey Association)
Brundage, Avery, Chicago, Illinois (Past President; I. O. C. President)
Buck, Clifford H., Denver, Colorado (Rocky Mountain Association A. A. U.)
Bushnell, Asa S., New York, New York (Officer)
Byers, Walter, Kansas City, Missouri (Executive Board)
Calendar, Kenneth E., Miami, Florida, (Florida Gold Coast Association A. A. U.)
Cameron, Edmund M., Durham, North Carolina (N. C. A. A.)
Carlin, John J., Philadelphia, Pennsylvania (Rowing Games Committee)
Cherry, Earl M., Cabot, Arkansas (Women's Basketball Games Committee)
Clair, John J., Jr., Long Island, New York (U. S. Eastern Amateur Ski Association)
Clark, Forrester A., Boston, Massachusetts (American Rowing Association)
Coy, Henry H., Buffalo, New York (Niagara Association A. A. U.)
Core, John T., Richmond, Virginia (Virginia Association A. A. U.)
Cotter, Dan, Albuquerque, New Mexico, (Southern Rocky Mountain Ski Association)
Cottrell, Dr. Fred, Oxford, Ohio (Mid American Conference)
Damonte, Lowell, New Orleans, Louisiana (Southern Association A. A. U.)
Daughters, Ray, Seattle, Washington (Men's Swimming Games Committee)
Davis, Robert L., Fort Collins, Colorado (N. C. A. A.)
de Capriles, Jose R., Chappaqua, New York (Fencing Games Committee)
Denhalter, Melvin C., Salt Lake City, Utah (Inter-Mountain Association A. A. U.)
Diamant, Frank, Brooklyn, New York (Metropolitan Association A. A. U.)
Dyer, A. O., Kansas City, Missouri (National Association of Intercollegiate Athletics)
Eagan, Col. Edward P. F., New York, New York (Member at Large)
Eastment, George T., New York, New York (Metropolitan Intercollegiate Track & Field Assn.)
Eklund, Dr. E. A., Rochester, New York (American Turners)
Embley, Gerry F., College Park, Maryland (Atlantic Coast Conference)
Engum, C. B., Chicago, Illinois (National Federation of State High School Athletic Assns.)
Farrington, C. Max, Washington, D. C. (Southern Conference)
Ferris, Daniel J., New York, New York (A.A.U.)
Fisher, Louis J., High Point, North Carolina (Women's Swimming Games Committee)
Frank, Clint, Winnetka, Illinois (Member at Large)
Franklin, Jack T., Alexandria, Virginia (Member at Large)
Frankson, Harold T., New York, New York (U. S. Volleyball Association)
Furey, Ralph, New York, New York (Intercollegiate Rowing Association)
Gallagher, Herbert W., Boston, Massachusetts (Eastern Association A. A. U.)
Gardner, Frank N., Des Moines, Iowa (Central Collegiate Conference)
Garland, John J., Los Angeles, California (I. O. C. Member)
Geis, Frank E., San Francisco, California (Member at Large)
Georgi, Charles H., Schenectady, New York (Adirondack Association A. A. U.)
Gershavitz, S. D., New York, New York (National Jewish Welfare Board)
Gibbs, Howard G., New York, New York (Boys' Club of America)
Giles, H. L., Beaman, Maryland (National Council of the Y. M. C. A.)
Glenny, Harry S., Atlanta, Georgia (Georgia Association of A. A. U.)
Goehrs, Robert L., Houston, Texas (Gulf Association A. A. U.)
Goes, Clifford, Hackettstown, New Jersey (Executive Board)
Golay, Robert, Tucson, Arizona (Arizona Association A. A. U.)
Gray, Henry S., New York, New York (Field Hockey Games Committee)
Grein, Willard N., Denver, Colorado (A. A. U.)
Gronbach, Brig. Gen. J. Y., New York, New York, (U. S. Modern Pentathlon Association)
Gruber, Howard, Dallas, Texas (Southwest Athletic Conference)
Gulack, Mrs. George J., New York, New York (Women's Gymnastics Games Committee)
Hamilton, Thomas J., San Francisco, California, (Executive Board)
Hansen, Carl H., Oakland, California (A.A.U.)
Hardy, Jerry F., White Plains, New York (American Sokol Educational & Physical Culture Organization)
Harvey, Paul, Robert, Greencastle, Indiana (Indiana Intercollegiate Athletic Association)
Haussler, A. G., Peoria, Illinois (N. C. A. A.)
Haverth, Bob, Spokane, Washington (Inland Empire Association A. A. U.)
Hayletl, Ward H., Manhattan, Kansas (Missouri Valley Association A. A. U.)
Helms, Paul H., Jr., Los Angeles, California (Member at Large)
Henry, Maj. Gen. Guy V., Chevy Chase, Maryland (American Horse Shows Association)
Hobson, Wilmer D., Jr., Philadelphia, Pennsylvania (Soccer Games Committee)
Hoffman, Paul G., Middlesex, New Jersey (Amateur Bicycle League of America)
Hoffman, Robert C., York, Pennsylvania (Middle Atlantic Association A. A. U.)
Holt, Milton W., Pocatello, Idaho (Boxing Games Committee)
Houston, Lawrence E., Los Angeles, California (Southern Pacific A. A. U.)
Hull, Col. Robert F., Washington, D. C. (Member at Large)
Humphrey, William F., San Francisco, California (Pacific Association)
Hunter, Willis O., Los Angeles, California (N. C. A.)
Jacoby, Glenn J., Laramie, Wyoming (Executive Board)
James, Clarence H., Detroit, Michigan (Member at Large)
Johnson, Kellum, Dallas, Texas (Southwestern Association A. A. U.)
Johnson, Lawrence J., Boston, Massachusetts (A. A. U.)
Johnson, Richard R., High Point, North Carolina (Carolinas A. A. U.)
Johnstone, Robert C., Denver, Colorado (National Ski Association)
Jordan, Paul, Indianapolis, Indiana (Indiana Association A. A. U.)
Kane, Robert J., Ithaca, New York (Men's Track & Field Committee)
Kelly, James, Minneapolis, Minnesota (Minnesota Association A. A. U.)
Kelly, John B., Jr., Philadelphia, Pennsylvania (Member at Large)
Kennedy, Dr. Charles W., Los Angeles, California (Former Official)

MEMBERSHIP U. S. OLYMPIC COMMITTEE

(Continued from page 13)

Kidner, Dr. Frank, San Francisco, California, (Athletic Association of Western Universities)
Kilgore, Lee, Amarillo, Texas (West Texas Association A. A. U.)
Kipkuth, Delaney, New Haven, Connecticut (Intercollegiate Swimming League)
Kipkuth, Robert J. H., New Haven, Connecticut (Connecticut Association A. A. U.)
Lamar, Thomas R., Pt. Lauderdale, Florida (Florida Association A. A. U.)
Lebair, Harold A., New York, New York (Tennis Games Committee)
Leidig, Fred B., Baltimore, Maryland (South Atlantic Association A. A. U.)
Lennan, Thomas F., New York, New York (Heptagonal Games Association)
Loebs, G. F., Waterville, Maine (Maine Intercollegiate Athletic Association)
Lonborg, Arthur C., Lawrence, Kansas (Men's Basketball Games Committee)
Lucas, Louis F., Washington, D. C. (National Rifle Association of America)
MacArthur, Gen. Douglas, New York, New York (Past President)
Maggiora, Fred, Oakland, California (Pacific Association A. A. U.)
Mahoney, Jay-Ehret, New York, New York (Water Polo Games Committee)
Mahoney, Judge Jeremiah T., New York, New York (A. A. U.)
Mann, Leslie, San Gabriel, California (U. S. Amateur Baseball Federation)
Martin, B. E., Newark, New Jersey (Amateur Softball Association of America)
McAdams, Ernest, New York, New York (Cycling Games Committee)
McCoy, Ernest B., University Park, Pennsylvania (Eastern Intercollegiate Gymnastic League)
McCreight, Maj. James K., Washington, D. C. (U. S. Marine Corps)
McGhee, Major Tennie, Nashville, Tennessee (Southeastern Association A. A. U.)
McGovern, John T., New York, New York (Former Official)
McGuirk, Warren P., Amherst, Massachusetts (Eastern College Athletic Association)
McLaughry, D. O., Hanover, New Hampshire (American Football Coaches Association)
Metcalf, T. Nelson, Santa Barbara, California (Executive Board)
Miller, Ernest L., Chevy Chase, Maryland (American Canoe Association)
Mitchell, J. W., Little Rock, Arkansas (Arkansas Association A. A. U.)
Munn, Clarence L., East Lansing, Michigan (Ex. C. A. A.)
Murphy, Peter F., Milwaukee, Wisconsin (Wisconsin Association A. A. U.)
Nagy, John S., Cleveland, Ohio (Lake Erie Association A. A. U.)
Nelson, Col. Herbert, Washington, D. C., (U. S. Army)
Netherton, Clifford L., Herndon, Virginia (National Association of Angling & Casting Clubs)
Neve, Norvall, Kansas City, Missouri (Missouri Valley Conference)
Nicholson, Warren G., Burlingame, California (Babsled Games Committee)
O'Brien, Richard, Washington, D. C. (District of Columbia Association A. A. U.)
O'Donnell, Gen. Emmett, Jr., Washington, D. C. (Executive Board)
Olds, Dr. Lloyd W., Ypsilanti, Michigan (Michigan Association A. A. U.)
Orban, Kurt, Jersey City, New Jersey (Field Hockey Association of America)
Ornstein, Charles L., Washington, D. C. (A. A. U.)
Orth, Franklin L., Washington, D. C. (Pistol Shooting Games Committee)
Ottsen, Lamar E., Glendale, Missouri (Speed Skating Games Committee)
Penny, Dan K., Chicago, Illinois (Central Association A. A. U.)
Peters, Reeves E., Kansas City, Missouri (Missouri Valley Intercollegiate Athletic Assn.)
Pohl, Eric F., San Antonio, Texas (Wrestling Games Committee)
Pond, Charles P., Champaign, Illinois (Men's Gymnastics Games Committee)
Post, Albert R., Bloomfield, New Jersey (New Jersey Association A. A. U.)
Powell, Walter S., St. Louis, Missouri (U. S. Figure Skating Association)
Priestley, Alfred E., New Orleans, Louisiana (Southern Intercollegiate Athletic Conference)
Prewse, Jos. Jr., Austin, Texas (South Texas Association A. A. U.)
Reilly, Carlton, Brooklyn, New York (Intercollegiate Soccer Football Association of America)
Ritter, R. Max, Jenkintown, Pennsylvania (A. A. U.)
Rivenes, Dave, Miles City, Montana (Montana Association A. A. U.)
Roberts, Clay E., Tulsa, Oklahoma (Oklahoma Association A. A. U.)
Roby, Douglas F., Detroit, Michigan (I. O. C. Member)
Rockafeller, Harry J., New Brunswick, New Jersey (Eastern Intercollegiate A. A. Wrestling Assn.)
Rohon, Hon. Thomas E., New York, New York (Knights of Columbus)
Romney, E. L., Salt Lake City, Utah (Mountain States Athletic Conference)
Rose, Maj. Gen. William C., Washington, D. C. (Modern Pentathlon Games Committee)
Rosenblum, Edward, Washington, D. C. (A.A.U.)
Rule, Robert, Charleston, West Virginia, (West Virginia Association A. A. U.)
Rucha, Sepp, Stowe, Vermont (Ski Games Committee)
Sabasteanski, Frank F., Brunswick, Maine (Maine Association A. A. U.)
Sadler, Percy L., Bethlehem, Pennsylvania (Intercollegiate Association of Amateur Athletes of America)
Sauer, George H., Waco, Texas (N. C. A. A.)
Sheahen, John J., Dorchester, Massachusetts (New England Association A. A. U.)
Shiebler, George L., New York, New York (U. S. Intercollegiate LaCrosse Association)
Sigal, Albert E., Palo Alto, California (Executive Board)
Silvio, Charles, Springfield, Massachusetts (New England Intercollegiate Swimming Assn.)
Simms, James F., New York, New York (Executive Board)
Singleton, G. G., Petersburg, Virginia (Central Intercollegiate Athletic Association)
Small, Frank J., Long Island, New York (Executive Board)
Smart, Paul H., New York, New York (U. S. Olympians)
Smith, Darrell, San Diego, California (Pacific Southwest Association, A. A. U.)
Smith, Ray E., Portland, Oregon (Oregon Association A. A. U.)
Soder, Fincus, New York, New York (Intercollegiate Fencing Association)
Steers, Fred L., Chicago, Illinois (Member at Large)
Stevenson, Col. Ralph L., Norman, Oklahoma (U. S. Air Force)
Stone, Whitney, New York, New York (U. S. Equestrian Team, Inc.)
Stout, R. Victor, Boston, Massachusetts (Intercollegiate Ice Hockey Association)
Stubbs, Col. David C., Chicago, Illinois (Physical Education Society of YMCA's of North America)
Swanson, Dr. Emmet O., Minneapolis, Minnesota (Rifle Shooting Games Committee)
Swarts, H. Jamison, Philadelphia, Pennsylvania (Executive Board)
Sweeney, Robert, Albuquerque, New Mexico (New Mexico Association A. A. U.)
Swinburne, Edward, New York, New York (Member at Large)
Taylor, Graham, Chicago, Illinois, (Central U. S. Ski Association, Inc.)
Turpak, John B., York, Pennsylvania (Weightlifting Games Committee)
Thomas, William H., Omaha, Nebraska (Midwestern Association A. A. U.)
Thompson, Donald S., Shaker Heights, Ohio (Amateur Fencers League of America)
Thoms, Frank R., Jr., Williamstown, Massachusetts (N. C. A. A.)
Tomlinson, J. A., Jonesboro, Arkansas (American Association of College Baseball Coaches)
Toner, Mrs. Arthur C., Pittsburgh, Pennsylvania (Allegheny Mountain Association A. A. U.)
Tortoli, Frederic D., Kingston, Rhode Island (New England Intercollegiate Amateur Athletic Association)
Torrance, Rocoe, Seattle, Washington (Pacific Northwest Association A. A. U.)
Treanor, James M., New York, New York (Yachting Games Committee)
Troester, Carl A., Jr., Washington, D. C. (American Association for Health, Physical Education & Recreation)
Tyler, S. B., Tulare, California (Central California Association A. A. U.)
Van Camp, Owen V., Chicago, Illinois (Former Officer)
Whatley, James W., Athens, Georgia (Basketball Games Committee)
Whittle, Albert F., Baltimore, Maryland (A. A. U.)
Whitby, Capt. F. R., Washington, D. C., (U. S. Navy)
Whiting, Mrs. Lillian, West Des Moines, Iowa (Iowa Association A. A. U.)
Wilke, Louis G., Bartlesville, Oklahoma (A. A. U.)
Wilson, Kenneth L., Chicago, Illinois (Intercollegiate Conference Athletic Association)
Wyre, Duke, College Park, Maryland (National Athletic Trainers Association)
You, Dr. Richard W., Honolulu, Hawaii (Hawaiian Association A. A. U.)
Zirkel, Al J., West Allis, Wisconsin (Amateur Skating Union of the U. S.)
Zuk, Thomas, St., Cambridge, Maryland (Canoe Games Committee)



BEGIN IN 1921

THE UNITED STATES OLYMPIC ASSOCIATION

IT IS THE United States Olympic Association, operative since 1921 and incorporated by act of Congress in 1950, that carries out the original purpose of developing creditable and sportsmanlike participation and representation of the United States in the Olympic Games and the Pan American Games. More specifically, the objects and purposes are:

(1) to arouse and maintain the interest of the people of the United States in, and to obtain their support of, creditable and sportsmanlike participation and representation of the United States in the Olympic Games and the Pan American Games;

(2) to stimulate the interest of the people, particularly of the youth, of the United States, in healthful, physical, moral and cultural education through sportsmanlike participation in competitions in accordance with amateur rules;

(3) to exercise exclusive jurisdiction, either directly or through its constituent members or committees, over all matters pertaining to the participation of the United States in the Olympic Games and in the Pan American Games, including the representation of the United States in such Games, and over the organization of the Olympic Games and the Pan American Games when celebrated in the United States;

(4) to select and obtain for the United States the most competent amateur representation possible in the competitions and events of the Olympic Games and of the Pan American Games;

(5) to maintain the highest ideals of amateurism and to promote general interest therein, particularly in connection with the Olympic Games and the Pan American Games;

(6) to instill and develop in the youth of America the qualities of courage, self-reliance, honesty, tolerance, and like virtues; and

(7) to promote and encourage the physical, moral, and cultural education of the youth of the United States to the end that their health, patriotism, character, and good citizenship may be fully developed.



WHAT IS THE MEMBERSHIP OF THE USOA ?

THE MEMBERSHIP of the USOA today includes the International Olympic Committee representatives and all United States members of the international sports federations whose sports are on the Olympic program. It also includes the 50 regional associations of the Amateur Athletic Union (AAU); the National Collegiate Athletic Association (NCAA) representing the great majority of the nation's colleges and conferences; and scores of other national organizations of a patriotic, sport, educational, cultural, civic, or benevolent character.

WHAT IS THE BACKGROUND OF THE USOA ?

WHEN THE OLYMPIC GAMES were revived in 1896, the task of arousing American interest and developing the participation of American athletes at the Games in Athens was accepted by that great champion of amateur athletes, *James E. Sullivan*. With the encouragement and approval of the IOC, Sullivan organized an American Olympic Committee. He invited to become members those who were prominent as advocates, governors, or financial supporters of amateur sports in the

U. S. A. He appointed a president, a vice-president, and a treasurer; he himself continuing as secretary of the Committee until his death in 1914. With this type of organization, the American Olympic Committee functioned until 1921, having neither constitution, by-laws, or rules of procedure.

In 1912, after the Games of the Vth Olympiad had been awarded to Stockholm, it was deemed necessary to have a more substantial committee financially and *Col. Robert M. Thompson* accepted the presidency, giving to the Committee so largely of his fortune and so generously of his time that he made possible the sending of a representative team to Stockholm.

During the next six years, Olympic activities were forced into the background because of World War I. However, efforts were made to have at least some of the members of the American Olympic Committee represent those national organizations which, like the AAU, govern the participation in sports upon the Olympic program.

This thinking led the American Olympic Committee, meeting in December after the 1920 Games at Antwerp, to appoint a Committee on Reorganization, thus laying the foundation for a more democratic form of organization which would embrace all national bodies devoted to amateur sport.

Consequently on November 28, 1921, the *American Olympic Association* came into being. A constitution, and by-laws, were adopted and Col. Thompson named as Association president. Succeeding presidents were William C. Prout (1926-1928), Maj. Gen. Douglas MacArthur (1928-1932), Avery Brundage (1932-1952) and the present incumbent, Kenneth L. "Tug" Wilson who first was elected in 1952.

In 1940, the title of the Association was changed to that of *United States of America Sports Federation*. In 1945 it had been changed again to *United States Olympic Association*. The USOA was incorporated on September 21, 1950 when the 81st Congress passed Public Law 805.

U. S. OLYMPIC ASSOCIATION

(Continued from page 15)

WHAT IS THE WORKING ARM OF THE USOA ?

THE OFFICIAL working arm of the USOA is the United States Olympic Committee, charged with the responsibility of American participation in the Olympic and Pan American Games.

THE U. S. OLYMPIC COMMITTEE is organized at the Quadrennial meeting of the Association and it serves for the next forthcoming Pan American Games and Olympic Games. It consists of the individual members of the Association and the representatives of the member organizations to the Olympic Association. It is supplemented by ten (10) members-at-large and by one representative elected from each Games Committee plus any members of the Executive Board not otherwise included. The U. S. Olympic Committee as thus constituted is the governing body with full power and responsibility in all matters connected with the organization, operation, administration, and representation of the United States in the Pan American Games and the Olympic Games. The Olympic Committee appoints the Games Committees.

PURPOSE AND POWERS OF THE USOC

After the Games are completed and the United States representatives and teams have disbanded, the Committee prepares a detailed report of the United States participation in the Games, and shortly thereafter the Committee is dissolved. The four officers of the Association hold corresponding offices on the Committee. President Dwight D. Eisenhower is honorary president of the 1960 Committee, and Secretaries John Foster Dulles and Neil H. McElroy are honorary vice presidents.

THE UNITED STATES Olympic Committee, formed as described above by the United States Olympic Association, is the official organization in charge of American participation in the Olympic Games and is recognized as such by the International Olympic Committee.

OFFICIAL AND RECOGNIZED STATUS OF THE USOC

Without the U. S. Olympic Committee, this country could not participate in the Games, as this Committee is the only agency authorized to receive and forward entries and accept the invitation for this country to participate in the Games.

THE EXECUTIVE BOARD of the Olympic Committee consists of twenty-five (25) members—the four officers of the U. S. Olympic Committee; the Secretary-Treasurer of the AAU; the Executive Director of the NCAA, and nineteen (19) others elected by the members of the U. S. Olympic Committee. Seven of these nineteen represent the AAU, seven represent the NCAA, and five represent the other member organizations of the Olympic Association; at least one of the latter must represent a winter sport, and one must represent the Armed Forces.

EXECUTIVE BOARD OF THE USOC

The Executive Board conducts the business of the Olympic Committee during the intervals between its meetings. It appoints all special committees of the Olympic Committee and designates the number of athletes, managers, coaches, etc., to be selected by each Games Committee. It is responsible for the proper supervision of U. S. teams during the periods of the Olympic and Pan American Games and during the trips to and from the Games.

AT THE TIME the United States Olympic Committee is organized, a committee for each game or competition on the forthcoming Olympic Games and/or Pan American Games program is likewise appointed. These individual games committees are charged with the responsibility of arranging for the selection of the Olympic athletes in their respective sports, as well as coaching and managerial personnel. The committees also are responsible, insofar as possible, for raising the funds to send their teams to the Games. (For more details on games committees, turn to page 17 under heading, "How Are The U. S. Olympic Teams Chosen?")

ORGANIZATION OF GAMES COMMITTEES FOR THE USOC

MANY OTHER subcommittees of the United States Olympic Committee are also established to supervise its various activities, such as its finance committee and a large number of local finance subcommittees, transportation, housing, food, administration, supplies and equipment, medical and training services, etc.

OTHER SUB-COMMITTEES

NEITHER THE Association nor the Committee disseminates any partisan propaganda, engages in any lobbying, or in any other way attempts to influence legislation. Likewise, the Association and Committee are completely non-profit organizations, no part of the earnings (if any) of which inures to the private benefit of the members or of any other persons. This fact is undisputed and has been specifically recognized.

ABSENCE OF PROPAGANDA AND PROFITS

VIRTUALLY ALL THE WORK for the U. S. Olympic Association and Committee is done purely on a voluntary basis. All of the officers and executives serve without remuneration. Only the small staff at the national headquarters in New York is paid.

OFFICERS AND PARTICIPANTS ARE UNPAID

The heads of all committees, the coaches, the participants, the officials, the team managers, the trainers, and all persons having any connection with the Games, all serve without pay.

THE ASSOCIATION AND COMMITTEE are financed from the following sources:

Dues paid to the Association by its members constitute a small portion of the total receipts. These dues are used primarily for covering the overhead and administration expenses of the Association, which are annually recurring charges even when no Games are in progress or preparation.

FINANCING OF USOA AND USOC: RECEIPTS

Most of the receipts to finance the work of the Association and Committee come from conducting tryouts for the Olympic teams, from admissions, from special sporting activities and benefits put on in whole or in part to raise money for the Committee and from contributions from colleges and physical education and athletic organizations. A substantial sum is also raised by voluntary contributions in connection with the purchase of admission tickets at various athletic or theatrical events, where a small amount, represented often by a stub attached to the admission ticket, may be paid as a contribution to the Olympic fund at the time of purchasing the admission ticket.

The Association and Committee have no endowments whatever. The majority of the receipts are earmarked for the use of a particular games committee conducting a particular competition, such as track and field, weight lifting, wrestling, or whatever. A large portion of the receipts (and virtually all those obtained other than from direct contributions) comes from organizations rather than individuals. Other sums are contributed by colleges, college alumni and alumni associations, athletic associations and federations, collegiate and intercollegiate athletic associations, and Army and Navy posts.

THE MONEY thus taken in is expended entirely in financing this country's participation in the Olympic (and Pan American) Games. This covers all items of expense, of transportation to and from the Games by all participants, coaches, managers, trainers, and official party personnel; housing and feeding of all these individuals at the site of the Games, purchase of all uniforms and sporting equipment, laundry, baggage, express, etc.

FINANCING OF USOA AND USOC: DISBURSEMENTS

A figure of $1,500,000 was established by the USOC executive board as the amount needed to finance U. S. participation in the 1959 Pan American Games at Chicago, the 1960 Winter Olympic Games at Squaw Valley, and the 1960 Olympic Games at Rome. The figure also included the estimated expense of a pre-games training period for U. S. Olympic Teams following their selection.

For the 1959 Pan American Games, the United States Olympic Committee sent 507 persons, including contestants, team managers, team coaches, trainers, doctors, nurses, and administrative personnel to Chicago. To Squaw Valley for the 1960 Olympic Winter Games, the USOC sent 127 persons. The official contingent for the 1960 Olympic Games at Rome was 405.

Just as most of the receipts are earmarked, so also the disbursements are classified on committees. Thus, there is a separate financial statement published covering receipts and disbursements in connection with each group of competitions on the program. All the expenses in connection with United States participation in the Olympic Games, is borne by the United States Olympic Association and Committee.

The USOC does not employ professional fund raisers nor does it pay commission to anyone on funds raised.

AT EACH QUADRENNIAL meeting of the U. S. Olympic Association, a Games Committee is elected for each sport on the Olympic and/or Pan American programs. The membership of these committees varies from seven to 22 in number and is composed as follows: (a) Representatives of the United States members of the International Federations whose sports are on the Olympic and/or Pan American programs. These are: The Amateur Athletic Union of the United States (the U. S. member of the International Federations governing basketball, bobsledding, boxing, gymnastics, swimming, diving, and water polo, track and field, weightlifting, and wrestling), Amateur Bicycle League of America, Amateur Fencers League of America, Amateur Skating Union of the United States (speed skating), Amateur Hockey Association of the United States (ice hockey), American Canoe Association, American Horse Shows Association (equestrian), Field Hockey Association of America, National Association of Amateur Oarsmen, National Rifle Association, National Ski Association of America, Inc., North American Yacht Racing Union, United States Figure Skating Association, United States Modern Pentathlon Association (modern pentathlon and biathlon), United States Revolver Association, United States Soccer Football Association, Inc., and the United States Volleyball Association. (b) Representatives of the National Collegiate Athletic Association for the sports in which the NCAA holds nationwide competition, and (c) representatives of the Armed Forces. *There are 33 such committees with a total personnel of 404.*

HOW ARE THE U. S. OLYMPIC TEAMS CHOSEN ?

Members of these committees must be United States citizens. They serve without pay and defray their own expenses to all meetings. For this reason they do not always attend meetings, so each member is given an opportunity to vote on every question, resorting to a mail vote if necessary. No proxies are permitted, although members may have observers at meetings.

Each games committee determines the time, place and method of holding tryouts in the sport it represents. From these tryouts, solely on the basis of performance, the members of the teams are selected. *No athlete shall be selected for membership on a team unless he has won that right in a tryout or a series of tryouts. A team member must be a United States citizen, be certified as an amateur by the governing body of his sport, and pass the required medical examination.*

Tryouts must be completed at least seven days in advance of the team's departure for the Games. No gifts or prizes may be awarded at tryouts for either athletes or officials unless an established event is designated as a tryout, in which case the traditional prizes for that event may be given.

Games Committees also nominate coaches and managers for final appointment by the Olympic Committee. Each committee is required to submit to the Executive Board of the Olympic Committee a list of names from which coaches and managers will be selected. Any other personnel shall in any case be elected without this approval having been received. Coaches and managers *must be chosen not earlier than six months, nor later than three months before the final tryouts in the sport involved is obtained from the Executive Board to do so.*

International Olympic Committee . . .
World Governing Body For The Olympic Games



AVERY BRUNDAGE
United States
President I. O. C.



DOUGLAS F. ROBY
United States



JOHN JEWETT GARLAND
United States

THE INTERNATIONAL OLYMPIC COMMITTEE is the world's governing body for the Olympic Games. It drafts the general program and determines the standards of amateurism and other qualifications for the amateur athletes chosen to take part; it selects the place where each Olympiad is to be celebrated; and its Executive Committee constitutes the Jury of Honor or appeal during the Games.

There is a National Olympic Committee in each country. Together with the sports associations of that country it certifies the competitors for the Games. These Committees enforce the decisions of the Jury of Honor and organize the financing, transport, housing, and general management of their teams. The National Olympic Committee of a country also has the responsibility, when the Games are awarded to its country, of providing the facilities for organizing and managing the Games (except for technical administration), or it may delegate its duties and authorities to a special Organizing Committee which thereupon assumes these responsibilities.

Every sport on the Olympic program is governed by an International Federation. These Federations have as members the recognized sports-governing bodies in the various countries. The International Federations establish the rules for their respective sports, decide upon the program of events jointly with the Executive Committee of the International Olympic Committee, control all sports equipment, and appoint the officials for the Games.

These three groups—the International Olympic Committee, the National Olympic Committees, and the International Sports Federations—constitute the self-perpetuating structure of world control of the Olympic movement. These groups meet together occasionally in what is known as the Olympic Congress.

The Olympic Games are celebrated every four years. They assemble the amateurs of all nations on an equal footing and under conditions as nearly perfect as possible.

An Olympiad need not be celebrated, but neither the order nor the intervals can be altered. The International Olympiads are counted as beginning from the 1st Olympiad of the modern era, celebrated in 1896 at Athens.

There is also a series of Olympic Winter Games which are celebrated the same year as the other Games. Starting from the First Olympic Winter Games in 1924, these events are numbered only when actually held.

The International Olympic Committee has the sole right to choose the place for the celebration of each Olympiad.

The Olympic Games program must include the following categories of sport: **Athletic Sports—individual** (track and field, cycling). **Athletic Sports—team** (soccer football, basketball, field hockey, volleyball, and field handball). **Combative Sports**—(fencing, boxing, judo, wrestling, shooting, and archery). **Aquatic Sports**—(swimming and diving, canoeing, rowing, water polo, and yachting). **Equestrian Sports. Modern Pentathlon. Arts exhibition** (architecture, literature, sculpture, painting, music, photography, and philately). A minimum of 15 and a maximum of 18 of the events enumerated above must figure in the program. In each category, at least one sport is compulsory. In the category of the athletic team sports, three sports only can be included on the program.

The program for the Olympic Winter Games includes the sport of luge (small sled), bobsledding, skiing, speed skating, ice hockey, and figure skating.

Generally speaking, only those who are natives or naturalized subjects of a country are qualified to compete in the Olympic Games under the colors of that country.

MEMBERSHIP OF THE INTERNATIONAL OLYMPIC COMMITTEE

(Officers elected at Rome and inducted following 1960 Games)

President — Avery Brundage, 10 North La Salle Street, Chicago 2, Illinois, U. S. A.*

Vice-Presidents — Armand Massard, 132 boulevard Suchet, Paris XVIe, France
The Marquess of Exeter, Burghley House, Stamford (Linc) England

Executive Board — Gen. Col. Vladimir Stoitchev, Marin Drinov 19, Sofia, Bulgaria
Sir Arthur Porritt, Upper Wimpole Street 10, London W. I., England
Bo Ekelund, Gyllenstiernsgatan 4, Stockholm, Sweden
Dr. Karl Ritter von Halt, Deutsche Bank AG, Lenbachplatz 2, Munich 2, Germany
Dr. Ryotaro Azuma, Shimo-Shakujii 2-1217, Nerima-Ku, Tokyo, Japan
Dr. Ferreira Santos, Caixa Postal 2708, Sao Paulo, Brazil

Assistant to the President — S.E. Mohammed Taher, 40 rue Vermont, Geneva, Switzerland

Chancellor — Otto Mayer, I. O. C., Mon Repos, Lausanne, Switzerland

Secretary — Mme. L. Zanchi, I. O. C. Mon Repos, Lausanne, Switzerland

Honorary Members
(1920) J. Sigfrid Edstrom, (honorary Pres.) Kungsgatan 33, 12tr., Stockholm, Sweden
(1922) Dr. C. T. Wang, No. 2, Belfran Road, Hong Kong
(1923) S. E. Alfredo Benavides, 268 av. Alfredo Benavides, Miraflores, Lima, Peru
(1924) Col. P. W. Scharroo, Oostduinlaan 66, La Haye, Holland
(1926) Duke Adolphe Frederic de Mecklenbourg, Schloss Eustin, Holstein, Germany
(1927) Thomas Fearnley, Rashusgate 23, Oslo, Norway
(1932) Prince Axel of Denmark, Bernstorffshai, Gentofte, Denmark
(1939) Baron de Tranoy, 125 rue Froissart, Bruxelles, Belgium
(1946) Dr. Jose Pantes, rue de 24 Julio 60, Lisbon, Portugal
Past Presidents: Baron Pierre de Coubertin, France, 1896-1925; Count de Baillet-Latour, Belgium, 1925-1941; J. Sigfrid Edstrom, Sweden, 1941-1952.

*First elected in 1952

Members

Angelo Bolanaki, 108 rue du Palais III, Alexandria, Egypt (1910)
Arnaldo Guinle, 135-137 av. Rio Branco, Rio de Janeiro, Brazil (1923)
Dr. J. Ferreira Santos, Caixa Postal 2708, Sao Paulo, Brazil (1923)
Dr. Karl Ritter von Halt, Deutsche Bank AG., Lenbachplatz 2, Munich 2, Germany (1929)
Comte Paolo Thaon di Revel, via Governala 24, Turin, Italy (1932)
G. D. Sondhi, "Bamboo Lodge", Subatha (Simla Hills), India (1932)
The Marquess of Exeter, Burghley House, Stamford (Linc) England (1933)
Marte R. Gomez, ingenieur, Paseo de la Reforma 540, Lamas de Chapultepec, Mexico (1934)
Francois Pietri, 8, rue du Cirque, Paris VIIIe, France (1934)
Sir Arthur Porritt, Upper Wimpole Street 10, London W.1, England (1934)
S. E. Mohammed Taher, 40 rue Vermont, Geneva, Switzerland (1934)
Avery Brundage, 10 North La Salle Street, Chicago 2, Illinois, U. S. A. (1936)
Prince Francois Joseph of Liechtenstein, Vaduz, Liechtenstein (1936)
Hon. Jorge B. Vargas, P. O. Box 1001, Manila, Philippines (1936)
Dr. Miguel A. Maenck, Calle 11 No 511, Vedado, La Habana, Cuba (1938)
J. W. Rangell, Runeberg 60 B., Helsinki, Finland (1938)
Dr. Sh. Takeishi, c/o Kishi Memorial Hall, No 6, 4 chome, Kanda-Surugadai, Chiyodaku, Tokyo, Japan (1939)
Armand Massard, 132, boulevard Suchet, Paris XVIe, France (1946)
Prof. Dr. Joseph G. A. Gruss, Varsilsko 6, Prague II, Czechoslavakia (1946)
Reginald Honey, 836 His Majesty's Building, Johannesburg, South Africa (1946)
Jean Ketseas, Dionyssiou Areopagitou 27, Athens, Greece (1946)
Prince Jean du Luxembourg, Palais Grand-Ducal, Luxembourg (1946)
Maj. Albert Mayer, 35 av du Casino, Montreux, Switzerland (1946)
Gen. C. F. Pahud de Mortanges, Neptunusstat 7, Scheveningue, Holland (1946)
Benedikt G. Waage, Postholf 546, Reykjovik, Iceland (1946)
Hugh Weir, Box 2692 G. P. O., Sydney, N. S. W., Australia (1946)
A. Sidney Dawes, 4781 Saint Catherine Street West, Westmount, Montreal 6, Canada (1947)
Manfred Mautner Ritter van Markhof, Landstrasse-Hauptstrasse 97, Vienna, Austria (1947)
Maj. Raja Bhalindra Singh, Yadavindra Bhawan, Patiala, India (1947)
Bo Ekelund, Gyllenstiernsgatan 4, Stockholm, Sweden (1948)
Dr. Jerzy Loth, Rakowiacka 6, Varsovie, Poland (1948)
Dr. Ferenc Mezo, Martirok-Utja 50, Budapest II, Hungary (1948)
Eric von Frenckell, Villagatan 1, Helsinki, Finland (1948)
John Jewett Garland, 1200 W. M. Garland Bldg., 117 West Ninth St., Los Angeles, Calif. (1948)
O. Ditlev Simonsen, Jr., Kongensgate 6, Oslo, Norway (1948)
Dr. Ryotaro Azumo, Shimo-Shakujii 2-1217, Nerima-Ku, Tokyo, Japan (1950)
Prince Pierre of Monaco, Monaco (1950)
Constantin Andrianov, c/o Olympic Committee of the USSR, Skatertnyi 4, Moscow, U. S. S. R. (1951)
Comte de Beaumont, 6, Villa Molitor, Paris XVIe, France (1951)
Lord Luke, 160 Old Street, London, E.C.1, England (1951)
Lewis Luxton, Shell Corner 163, William Street, Melbourne, Australia (1951)
Dr. Giorgio de Stefani, via Savoia 82, Rome, Italy (1951)
Gen. Jose de J. Clark F., Calle de Mil Cumbres, 124 Lomas Altas de Chapultepec, Mexico (1952)
Gabriel Geenyeh, 86, place des Martyres, Beirut, Lebanon (1952)
Lord Killanin, 30 Lansdowne Road, Dublin, Ireland (1952)
Aleksi Romanov, c/o Olympic Committee of the USSR, Skatertnyi 4, Moscow, U. S. S. R. (1952)
Gen. Vladimir Stoitchev, Marin Drinov 19, Sofia, Bulgaria (1952)
Dr. Julio Bustamente B., Las Dos Caminos, Caracas, Venezuela (1952)
Julio Garlein Camalin, Apartado aereo No 170 (air mail) or Apartado nacional No 181, Barranquilla, Colombia (1952)
Lt. Gen. Gustav Dyrssen, Orberga, Kungsangen, Sweden (1952)
Baron de Gunti, rue Buenos Aires 4, Bilbao, Spain (1952)
Douglas F. Roby, 3959 Linsdale Avenue, Detroit 4, Michigan, U.S.A. (1952)
Dr. Agustin Sosa, av. Cubo 12, Apartado Postal 825, Panama, Panama (1952)
Prince Ghalam Reza Pahlavi, Imperial Court, Teheran, Iran (1952)
Alexandru Siperco, Olympic Committee of Rumania, 16 Str. Vasile Conta, Bucharest, Rumania (1953)
Suat Erler, Nazli han Galata, Istanbul, Turkey (P. O. B. 131, Istanbul) (1953)
Dr. Alejandro Rivera Bascur, Olympic Committee of Chile, Casilla 9462, Santiago, Chile (1953)
Willi Daume, Postfach 362, Dortmund, Germany (1956)
Saul Cristovao Ferreira Pires, rua Bacalhoeira 14-A, Lisbon, Portugal (1957)
Prince Albert de Liege, Chateau de Laeken, Bruxelles, Belgium (1958)
Eduardo Dibos, P. O. Box 1690, Lima, Peru (1958)
Syed Wajid Ali, c/o Ali Automobiles, Karachi, Pakistan (1958)
Ivar Emil Vind, Sondersumgaard, Marslev, Denmark (1958)
Reginald Stanley Alexander, P. O. Box 1968, Nairobi, Kenya (1960)
Boris Bakrac, Jargovicevov Stube 7, Zagreb II, Yugoslavia (1960)
Mario L. Negri, Parana 1273, Buenos Aires, Argentina (1960)
A. D. Touroy, Koubbah Palace, Le Claire, United Arab Republic (1960)

NOTE—Date in parenthesis indicates the year in which member was elected

International Sports Federations And U. S. Affiliates

ARCHERY

International Archery Federation, Lars Ekegren, General Secretary, Kallangsvagan 6, Lidingo VIII, Sweden (Membership by the National Archery Association pending)

ATHLETICS

International Amateur Athletic Federation, Mr. D. T. P. Pain, Hon. Secretary, 4 Great Winchester Street, London E.C. 2, England

Amateur Athletic Union of the United States, James F. Simms, Secretary, 233 Broadway, New York, N. Y.

BASKETBALL

International Amateur Basketball Federation, Mr. R. William Jones, Secretary, 19, Rugendas Strasse, Munchen-Solln, Germany

Amateur Athletic Union of the United States, James F. Simms, Secretary, 233 Broadway, New York, N. Y.

BOBSLED

International Bobsleigh and Tobogganing Federation, c/o Dott, Amilcare Ratta, Via Cervo, 30, Milan, Italy

Amateur Athletic Union of the United States, James F. Simms, Secretary, 233 Broadway, New York, N. Y.

BOXING

International Amateur Boxing Association, Lt. Col. R. H. Russel, President, 8, New Square, Lincoln's Inn, London W.C. 2, England

Amateur Athletic Union of the United States, James F. Simms, Secretary, 233 Broadway, New York, N. Y.

CANOEING

International Canoe Federation, Sturepalatset 7, Stockholm, Sweden (President: Mr. Charles de Coquereaumont, 2 rue Gericault, Paris 16e, France

American Canoe Association, Mrs. Mildred E. Neumann, Secretary, 292 Bank Street, Seymour, Conn.

CYCLING

International Cyclist' Union, Mr. Rene Chesal, Secretary-General, rue Ambroise-Thomas 1, Paris IXe, France

Amateur Bicycle League of America, Nancy Neiman, Secretary, 6411 Orchard St., Dearborn, Mich.

EQUESTRIAN

International Equestrian Federation, Chevalier H. de Menten de Horne, 19, Champ-du-Vert-Chasseur, Brussels, Belgium

American Horse Shows Association, Albert E. Hart, Jr., Secretary, Edencroft, Briarwood Crossing, Cedarhurst, L. I., N. Y.

FENCING

International Fencing Federation, Miguel A. de Capriles, President, New York University School of Law, Washington Square, New York 3, N. Y.

Amateur Fencers League of America, Ralph M. Goldstein, Secretary, 397 Concord Road, Yonkers 2, N.Y.

FIELD HOCKEY

International Field Hockey League, Rene Frank, Secretary-General, 24, rue des Chevaliers, Brussels, Belgium

Field Hockey Association of America, Richard K. Hulbert, Sec.-Treas., 66 Milton Road, Rye, N. Y.

FIGURE SKATING

International Skating Union, G. Hasler, Secretary, Promenade, Davos, Switzerland

United States Figure Skating Association, Harold G. Stoke, Secretary, Box 985, Allerton Sta., Hull, Mass.

FOOTBALL (ASSOCIATION)

International Association Football Federation, Hitzigweg 11, Zurich, Switzerland (case postale 187)

United States Soccer Football Association, Joseph J. Barriskill, Secretary, 320 Fifth Avenue, New York, N. Y.

GYMNASTICS

International Gymnastics Federation, Charles Thoeni, President, Route de Lyon 88, Geneva, Switzerland

A.A.U. of the United States, James F. Simms, Secretary, 233 Broadway, New York, N. Y.

ICE HOCKEY

International Ice Hockey Federation, J. F. Ahearne, European President, Empire House, 175 Piccadilly, London W.1, England

Amateur Hockey Ass'n. of the U. S., Philip E. M. Thompson, Sec., 2309 Boardwalk, Atlantic City, N. J.

JUDO

International Judo Federation, c/o Kodokan, 1-chome, Kasuga-cho, Bunkyo-ku, Tokyo, Japan (European Address: M. Bonet-Maury, Secretary-General, 119, bd. Auguste Blanqui, Paris XIIIe, France)

A.A.U. of the United States, James F. Simms, Secretary, 233 Broadway, New York, N. Y.

MODERN PENTATHLON

International Modern Pentathlon Union, Gen. Sven Thafelt, Secretary, Vasavagen 22, Djursholm, Sweden

U. S. Modern Pentathlon Committee, Special Services Division, Office of the Adjutant General, Washington 25, D. C.

PISTOL SHOOTING

International Shooting Union, Ernest Zimmerman, Secretary, Webergasse 7, Wiesbaden, Germany

United States Revolver Association, Stanley A. Sprague, Secretary, 59 Alvin Street, Springfield, Mass.

RIFLE SHOOTING

International Shooting Union, Ernest Zimmerman, Secretary, Webergasse 7, Wiesbaden, Germany

National Rifle Association of America, Frank C. Daniel, Secretary, 1600 Rhode Island Avenue N.W., Washington 6, D. C.

ROWING

International Federation of Rowing Societies, Case postale 215, Montreux, Switzerland

National Association of Amateur Oarsmen, Francis H. Ludwig, Secretary, 507 West 67th Street, Philadelphia, Pa.

SKIING

International Ski Federation, Marc Hodler, President, Elfenstrasse 19, Berne, Switzerland

National Ski Association of America, Austin Vick, Secretary, 1130 16th Street, Denver 2, Colo.

SPEED SKATING

International Skating Union, M. G. Hasler, Secretary, Promenade, Davos, Switzerland

Amateur Skating Union of the United States, Philip O. Krumm, Secretary, Box 464, Route 2, Kenosha, Wis.

SWIMMING

International Amateur Swimming Federation, M. K. Abe, C. O. P. Box 1161, Tokyo, Japan

Amateur Athletic Union of the United States, James F. Simms, Secretary, 233 Broadway, New York, N. Y.

VOLLEYBALL

International Volleyball Federation, 66, boulevard de Strasbourg, Paris Xe, France

United States Volleyball Association, Al Fish, Secretary, 600 American Avenue Long Beach 12, Calif.

WEIGHTLIFTING

International Weightlifting Federation, Oscar State, Secretary-General, 4 Godfrey Ave., Twickenham, Middlesex, England

Amateur Athletic Union of the United States, James F. Simms, Secretary, 233 Broadway, New York, N. Y.

WRESTLING

International Amateur Wrestling Federation, M. Roger Coulon, President, 11 bis, avenue MacMahon, Paris 17e, France

Amateur Athletic Union of the United States, James F. Simms, Secretary, 233 Broadway, New York, N. Y.

YACHTING

International Yacht Racing Union, 171 Victoria Street, Westminster, London S.W.1, England

North American Yacht Racing Union, George E. Roosevelt, Secretary, 30 Pine St., New York 5, N.Y.



The columns of Boulevterion near Olympia, Greece. (Inset—Olympic Torch used in 1960 Games)



CITIUS - ALTIUS - FORTIUS

The Meaning of the Rings

The rings or circles which form the Olympic symbol originally represented the five major continents, namely Europe, Asia, Africa, Australia, and America (both North and South). However, the true concept is that the rings are linked together to denote the sporting friendship of the peoples of the earth, whatever their creed or color. The colors are chosen because at least one of them (blue, yellow, black, green, and red) appears in the flag of every nation of the world.

The Olympic Motto

The words, "Citius, Altius, Fortius", which frequently appear under the circles, mean "swifter, higher, stronger" (indicative of the competing athlete's endeavor to run faster, jump higher, and throw more strongly).

The Olympic Flag

The Olympic flag, which appeared at Olympic competition for the first time at Antwerp in 1920, has a white background with no border. In the center, it has five interlaced rings or circles (three above, two below) whose colors are blue, yellow, black, green, and red. The blue ring is high on the left.

The Olympic Creed

"The important thing in the Olympic Games is not winning but taking part. The essential thing in life is not conquering but fighting well." — Baron Pierre de Coubertin, founder of the Modern Olympic Games.

The Olympic Oath

In the name of all competitors I swear that we will take part in these Olympic Games, respecting and abiding by the rules which govern them, in the true spirit of sportsmanship, for the glory of sport and the honor of our country.

LOOKING AHEAD

IV Pan American Games—at Sao Paulo, Brazil. (Dates not yet officially set, probably in July of 1963).

IX Olympic Winter Games—at Innsbruck, Austria. (Dates not yet officially set, probably in late January or early February, 1964).

Games of the XVIII Olympiad—at Tokyo, Japan. (Dates not yet officially set for 1964 although Japan prefers early June. The IOC is to determine these in June, 1961).

PAST GAMES OF THE OLYMPIADS

1896	Athens, Greece	April 6 to 15
1900	Paris, France	May 20 to September 20
1904	St. Louis, Mo., U. S. A.	July 1 to October 15
1908	London, England	April 27 to October 27
1912	Stockholm, Sweden	May 5 to July 19
1916	Berlin, Germany	Not celebrated, World War I
1920	Antwerp, Belgium	July 22 to September 5
1924	Paris, France	May 4 to July 27
1928	Amsterdam, Holland	May 17 to August 12
1932	Los Angeles, Calif., U. S. A.	July 30 to August 14
1936	Berlin, Germany	August 1 to 16
1940	Helsinki, Finland	Not celebrated, World War II
1944	Unawarded	
1948	London, England	July 29 to August 14
1952	Helsinki, Finland	July 19 to August 3
1956	Melbourne, Australia *(see note)	November 22 to December 8
1960	Rome, Italy	August 25 to September 11

* NOTE. Equestrian Games held in Stockholm, Sweden, June 10 to 17, 1956.

PAST OLYMPIC WINTER GAMES

1924	Chamonix, France	January 25 to February 4
1928	St. Moritz, Switzerland	February 11 to 19
1932	Lake Placid, N. Y., U. S. A.	February 4 to 13
1936	Garmisch-Partenkirchen, Germany	February 6 to 16
1948	St. Moritz, Switzerland	January 30 to February 8
1952	Oslo, Norway	February 14 to 25
1956	Cortina, Italy	January 26 to February 5
1960	Squaw Valley, California	February 18 to 28

PAN AMERICAN GAMES

1951	Buenos Aires, Argentina	February 25 to March 8
1955	Mexico City, Mexico	March 12 to 26
1959	Chicago, Illinois, U. S. A.	August 27 to September 7

PARTICIPATION IN THE MODERN OLYMPIADS

Covers official sports on programs, both men and women. Note—water polo is considered separate sport as are all variations of tennis (paume, racquets, lawn, indoor, etc.). Number of athletes are actual participants.

Sites of Summer Games	*Year*	*Number Men's Sports*	*Number Men Athletes*	*Number Women's Sports*	*Number Women Athletes*	*Number of Events*	*Nations*	*Total Comp.*
Athens	1896	10	285	0	0	42	13	285
Paris	1900	13	1060	1	6	60	20	1066
St. Louis	1904	13	496	0	0	67	11	496
London	1908	23	2023	3	36	104	22	2059
Stockholm	1912	14	2484	3	57	106	28	2541
Antwerp	1920	21	2543	3	63	154	29	2606
Paris	1924	20	2956	3	136	137	44	3092
Amsterdam	1928	16	2725	4	290	120	46	3015
Los Angeles	1932	17	1281	3	127	124	37	1408
Berlin	1936	22	3741	4	328	142	49	4069
London	1948	19	4030	6	438	138	59	4468
Helsinki	1952	19	4407	6	518	149	69	4925
Melbourne	1956	19	3186	6	353	149	67	3539
Rome	1960	19	4859	6	537	150	84	5396

Sites of Winter Games	*Year*	*Number Men's Sports*	*Number Men Athletes*	*Number Women's Sports*	*Number Women Athletes*	*Number of Events*	*Nations*	*Total Comp.*
Chamonix	1924	5	280	1	13	16	16	293
St. Moritz	1928	5	464	1	27	15	25	491
Lake Placid	1932	6	277	2	30	19	17	307
Garmisch-Partenkirchen	1936	5	680	2	76	21	28	756
St. Moritz	1948	6	688	2	90	24	28	878
Oslo	1952	5	624	2	108	23	30	732
Cortina	1956	5	777	2	146	24	32	923
Squaw Valley	1960	5	534	3	159	26	30	693

SPORTS SPONSORED IN MODERN OLYMPIADS

Summer Olympic Games	1896	1900	1904	1908	1912	1916	1920	1924	1928	1932	1936	1940	1944	1948	1952	1956	1960
Archery—Men	–	§	§	X	–	X	–	–	–	–	–	–	–	–	–	–	–
Archery—Women	–	§	§	X	–	X	–	–	–	–	–	–	–	–	–	–	–
Athletics—Men	X	X	X	X	X	X	X	X	X	X	X	X	X	X	X	X	X
Athletics—Women	–	–	–	–	–	–	–	–	X	X	X	X	X	X	X	X	X
Baseball	–	–	X	–	§	–	–	–	–	–	‡	–	‡	‡	–	–	–
Basketball	–	–	X	–	–	–	–	§	–	X	X	X	X	X	X	X	X
Basque Pelota	–	–	–	–	–	–	‡	–	–	–	–	–	–	–	–	–	–
Boxing	–	–	X	X	–	X	X	X	X	X	X	X	X	X	X	X	X
Canoeing—Men	–	–	–	–	–	–	–	–	–	X	–	X	X	X	X	X	X
Canoeing—Women	–	–	–	–	–	–	–	–	–	–	–	–	–	–	X	X	X
Cycling	X	X	–	X	X	X	X	X	X	X	X	X	X	X	X	X	X
Equestrian (Men & Women)	–	X	–	X	X	X	X	X	X	X	X	X	X	X	X	X	X
Fencing—Men	X	X	–	X	X	X	X	X	X	X	X	X	X	X	X	X	X
Fencing—Women	–	–	–	–	–	–	–	X	X	X	X	X	X	X	X	X	X
Field Handball	–	–	–	–	–	–	–	–	–	–	X	–	–	–	–	–	–
Field Hockey	–	–	–	–	–	–	–	X	X	X	X	X	X	X	X	X	X
Football (Soccer)	–	X	–	X	X	X	X	–	X	X	X	X	X	X	X	X	X
Football (Rugby)	–	X	–	X	–	X	X	–	X	–	–	–	–	–	–	–	–
Football (U. S. A. College)	–	–	–	–	–	–	‡	–	–	–	–	–	–	–	–	–	–
Gliding	–	–	–	–	–	–	–	–	–	–	X	–	–	–	–	–	–
Gymnastics—Men	X	X	X	X	X	X	X	X	X	X	X	X	X	X	X	X	X
Gymnastics—Women	–	–	–	–	–	–	–	–	X	X	X	X	X	X	X	X	X
Lacrosse	–	–	X	X	–	–	‡	‡	–	‡	–	–	–	–	–	–	–
Modern Pentathlon	–	–	–	–	X	X	X	X	X	X	X	X	X	X	X	X	X
Motor Boating	–	–	X	–	–	–	–	–	–	–	–	–	–	–	–	–	–
Paume (Tennis	–	–	–	X	–	–	–	–	–	–	–	–	–	–	–	–	–
Polo	–	§	–	X	–	X	–	–	X	–	–	–	–	–	–	–	–
Racquets	–	–	–	–	–	–	–	–	–	–	–	–	–	–	–	–	–
Rowing	–	X	X	X	X	X	X	X	X	X	X	X	X	X	X	X	X
Shooting	–	X	–	X	X	X	X	X	X	X	X	X	X	X	X	X	X
Swimming—Men	–	X	–	X	X	X	X	X	X	X	X	X	X	X	X	X	X
Swimming—Women	–	–	–	X	X	X	X	X	X	X	X	X	X	X	X	X	X
Tennis—Lawn (Men)	X	X	X	X	X	X	X	–	–	–	–	–	–	–	–	–	–
Tennis—Lawn (Women)	–	X	–	X	–	X	–	–	–	–	–	–	–	–	–	–	–
Tennis—Indoor (Men)	–	–	–	X	X	–	–	–	–	–	–	–	–	–	–	–	–
Tennis—Indoor (Women)	–	–	–	X	X	–	–	–	–	–	–	–	–	–	–	–	–
Water Polo	–	X	–	X	–	X	–	X	X	X	X	X	X	X	X	X	X
Weightlifting	X	–	X	–	–	X	X	X	X	X	X	X	X	X	X	X	X
Wrestling—Free Style	–	–	X	X	–	X	X	X	X	X	X	X	X	X	X	X	X
Wrestling—Greco-Roman	–	–	X	X	–	X	X	X	X	X	X	X	X	X	X	X	X
Yachting	–	X	–	X	X	X	X	X	X	X	X	X	X	X	X	X	X
Total official events	10	14	13	26	17	24	23	20	20	26	24	24	24	24	24	24	24
Total demonstrations	0	0	0	0	0	0	1	2	1	1	1	1	1	*2	*2	0	
Total unofficial events	0	3	2	0	1	0	0	1	0	1	0	0	0	0	0	0	0
Grand total of events	10	17	15	26	18	24	24	23	21	27	25	25	26	26	24		

* Includes Field Pesapalla (baseball in 1952 and Australian Rules football in 1956).

Winter Olympic Games	1924	1928	1932	1936	1948	1952	1956	1960
Biathlon (Ski and Shoot)	–	–	–	–	–	–	–	X
Bobsledding	X	X	X	X	X	X	X	–
Curling	‡	‡	‡	‡	–	–	–	–
Figure Skating—Men	X	X	X	X	X	X	X	X
Figure Skating—Women	X	X	X	X	X	X	X	X
German Curling	–	–	–	‡	–	–	–	–
Ice Dancing	–	–	–	‡	–	–	–	–
Ice Hockey	X	X	X	X	X	X	X	X
Military Ski Patrol	‡	‡	–	‡	‡	–	–	–
Skeleton (sled) Racing	–	–	X	X	X	X	X	X
Skiing—Men	X	X	X	X	X	X	X	X
Skiing—Women	–	–	–	X	X	X	X	X
Sledge Dog Racing	–	–	–	–	–	–	–	–
Speed Skating—Men	X	X	X	X	X	X	X	X
Speed Skating—Women	–	–	§	–	–	–	–	X
Winter Pentathlon	–	–	–	‡	–	–	–	–
Total official events	6	6	8	7	8	7	7	8
Total demonstrations	2	1	1	3	0	0	0	
Grand total	8	7	9	10	11	7	7	8

X—Official sport on program. ‡—Demonstration sport. §—Unofficial sport.

NATIONAL OLYMPIC COMMITTEES

(As of February 15, 1961)

Afghanistan
Albania
Argentine
Australia
Austria

Bahamas
Belgium
Bermuda
Bolivia
Brazil
British Guiana
Bulgaria
Burma

Canada
Ceylon
Chile
Colombia
Costa Rica
Cuba
Czechoslovakia

Denmark
Dominican Republic

Ecuador
Ethiopia

Fiji
Finland
France

Germany
Ghana (Gold Coast)
Great Britain
Greece
Guatemala

Haiti
Holland
Honduras
Hong Kong
Hungary

Iceland
India
Indonesia
Irak
Iran
Ireland
Israel
Italy

Japan

Kenya
Korea

Lebanon
Liberia
Liechtenstein
Luxemburg

Malaya
Malta
Mexico
Monaco
Morocco

Netherlands-Antilles
New Zealand
Nicaragua
Nigeria
Norway
North Borneo

Pakistan
Panama
Paraguay
Peru
Philippines
Poland
Portugal
Puerto Rico

Rhodesia
Rumania
Russia

San Marino
Singapore
South Africa
Spain
Sudan
Suriname
Sweden
Switzerland

Taiwan (China)
Tanganyika
Thailand
Tunisia
Turkey

Uganda
United Arab Republic
Uruguay
United States

Venezuela
Viet-nam

West Indies—Federation of Barbados, Jamaica, Trinidad & Tobago
Yugoslavia

The Olympic Games . . . Their Origin, History, And Principles

WHILE THEIR ORIGIN is unknown, the Ancient Olympic Games were held in a sacred valley at Olympia in Elis near the western coast of Greece and the earliest recorded Olympic competition was in 776 B.C. So important were these contests that time was measured by the four year interval between the Games; the term "Olympiad" describing this period.

HISTORY OF THE ANCIENT OLYMPIC GAMES 776 BC – 393 AD

It is a well established fact that religious festivals in honor of Olympian Zeus had been observed in the sacred valley for several centuries previous to that remote date. The Greek Games were celebrated in the belief that the spirits of the dead were gratified by such spectacles as delighted them during their earthly life.

During the Homeric age, these festivals were simply sacrifices followed by games at the tomb or before the funeral pyre. Gradually they grew into religious festivals observed by an entire community and celebrated near the shrine of the god in whose honor they were instituted. The idea then developed that the gods themselves were present but invisible and delighted in the services and the contests.

Later these festivals lost their local character and became Pan-Hellenic. Four of these festivals, Olympian, Pythian, Nemean, and Isthmian, had attracted world wide attention but the one held at Olympia was by far the most important consecrated to the Olympian Zeus.

The Olympic Games became the greatest festival of a mighty nation. Once every four years trading was suspended, the continuously warring states and the fighting tribes laid down their arms, and all of the people went forth in peace to pay tribute to the manhood of its nation.

The immediate site of the Games, the Stadium of Olympia, lay towards the northeast of the Altis beyond Mount Kronion. It was an oblong area of about 643 feet in length and about 97 feet wide. It consisted of four sloping heights, two at the sides and two at the ends. The one at the north had been cut into a hill, while the other had been artificially formed by earth that had been taken from the arena. The spectators sat on the grassy slopes which accommodated more than 40,000.

For the first 13 Olympiads, the competition consisted of a single race of 200 yards, approximately the length of the stadium. The race was called the "*Stade*" from which our word "stadium" was derived.

The first recorded victor in 776 B.C. was Coroebus of *Elis*, a cook. The athletes of Elis maintained an unbroken string of victories until the 14th Olympiad at which time a second race of two lengths of the stadium was added. In the 15th Olympiad, an endurance event was added in which the athletes went 12 times around the stadium, about 4½ kilometers. The athletes competed in groups of four, which were determined by drawing lots with the winners meeting the other winners until a final race was run. The track was composed of shifting sand which gave way under the athletes' feet.

In 708 B.C., the *Pentathlon* and *Wrestling* events were



THE OLYMPIC FLAG (center) flies over entrance to Olympic Village in Rome. British national flag is shown to the left, the Rome city flag to the right.

introduced. In 688 B.C., *Boxing*; in 680 the *Four Horse Chariot Race*; in 648 the *Pancratian* (a fierce combination of boxing and wrestling), and in 580 the *Armed Race* where the men traversed the stadium twice while heavily armed. In the pentathlon, those who jumped a certain distance qualified for the spear throwing; the four best then sprinted the length of the stadium, the three best then threw the discus, and the two best then engaged in a wrestling match to the finish.

The early rewards were simple *crowns of wild olive*, but, by the 61st Olympiad, it was permitted in Olympia to erect statues in honor of the victors. However, the athletes had to win three times before the statues could be made in their likeness. Later, it was often the practice to make a breach in the walls of the city through which the victorious athletes returned.

During the fifth century before Christ, the Games reached their climax; in fact, they were already showing the first sign of decay. Trying for records and specialization claimed the interest of the crowd. From there on to professional sport was only a step and it was quickly taken.

The invasion of the Macedonians put an end to the Greek city-states and, relieved of the political controversies, they devoted themselves entirely to the Olympic Games. Instead of training their growing youth, they merely hired athletes and *nationalized* them.

During the middle of the second century before Christ, Greece came under the domination of the Romans, who permitted the Games to continue but they had little interest in them.

(Continued on page 26)

Centuries passed. The Games still continued but the high Olympic ideals were entirely discarded and profit alone provided the incentive. In 393 *A.D., the Emperor Theodosius* forbade the Games altogether but they had survived a period of nearly 300 Olympiads or approximately 1200 years.

FULL CREDIT for the revival of the Olympic Games in the modern era must go to *Baron Pierre de Coubertin*, who was born in Paris, January 1, 1863 and who died at Geneva, September 2, 1937. Very early in life he showed a taste for the study of literature, history, and the problems of education and sociology. At the age of 17, he began to scrutinize the weaknesses of his people who were trying to recover hope and self-respect following the Franco - Prussian War. He concluded that three monarchies, two empires, and three republics during a single century were not indicative of stability in the French character. The solution, he believed rested in the development of the individual.

THE ORIGIN OF THE MODERN OLYMPIC GAMES IN 1896

Coubertin had sufficient means to travel. He visited England and America where he studied organized athletics conducted by the students. He observed that competing for a place on an athletic team developed qualities of character whereas the attitude in French schools was that games destroyed study. He was convinced that he should devote his entire time and energy to securing a pedagogical reform in his own country. He decided to start at the bottom because, as he expressed it, *"the foundation of real human morality lies in mutual respect—and to respect one another it is necessary to know one another."*

Coubertin was not an athlete but he chose athletics as his field. The first major sport with which he associated himself was rowing, but when he attempted to bring the British oarsmen to France or send the French oarsmen to compete at Henley, he found the British and French conceptions of amateurism were not the same. This gave him the idea of bringing together educators, diplomats, and sports leaders for the purpose of developing a universal understanding of amateurism so that the athletes of all nations might meet on an equal basis.

Coubertin realized that to capture the attention of disinterested persons he would have to originate something spectacular. He began to dream of a revival of the Olympic Games. At a meeting of the Athletic Sports Union at Sorbonne in Paris, November 25, 1892, he first publicly announced the Olympic Games idea. Speaking at the conference, Coubertin said, *"Let us export oarsmen, runners, fencers; there is the free trade of the future—and on the day when it shall take its place among the customs of Europe the cause of peace will have received a new and powerful support"*.

However, his proposal to revive the Olympic Games went for naught as his auditors failed to grasp the significance of the idea.

His next opportunity came in the spring of 1894 at an international congress which he had assembled for the purpose of studying the questions of amateurism. At this

DISTRIBUTION OF MEDALS AMONG NATIONS OLYMPIC SUMMER GAMES 1896 THROUGH 1960

Nation	*Gold*	*Silver*	*Bronze*	*Total*
UNITED STATES	469	328	281	1078
Great Britain	130	172	143	445
Sweden	115	115	145	375
Germany	98	128	117	343
France	111	109	111	331
Russia*	102	92	83	277
Italy	98	81	72	251
Finland	76	67	90	233
Hungary	76	60	72	208
Switzerland	36	47	43	126
Australia	44	36	44	124
Holland	32	36	41	110
Denmark	24	43	42	110
Canada	21	32	44	97
Japan	25	40	28	93
Norway	36	27	29	92
Greece	21	38	32	91
Belgium	18	34	28	80
Czechoslovakia	24	29	23	76
Austria	15	20	26	61
Poland	11	20	30	61
South Africa	16	15	22	53
Argentina	13	17	11	41
Turkey	19	8	6	33
Romania	9	6	14	29
Esthonia	6	6	9	21
Jugoslavia	5	10	3	18
Iran	2	7	8	17
Egypt	6	4	5	15
Mexico	3	5	6	14
Cuba	6	5	3	14
New Zealand	7	1	5	13
Bulgaria	2	6	5	13
India	6	3	1	10
Brazil	3	1	6	10
Ireland	4	2	3	9
Jamaica**	3	5	0	8
Uruguay	2	1	5	8
Spain	1	4	2	7
Chile	0	5	2	7
Korea	0	2	4	6
Portugal	0	2	4	6
Philippines	0	0	5	5
Pakistan	1	1	1	3
Latvia	0	2	1	3
Trinidad**	0	1	2	3
United Arab Republic	0	1	1	2
Luxemburg	1	0	1	2
Lebanon	0	1	1	2
Panama**	0	0	2	2
West Indies Federation	0	0	2	2
Venezuela	0	0	2	2
Ethiopia	1	0	0	1
Peru	0	1	0	1
Ceylon	0	1	0	1
Haiti	0	1	0	1
Iceland	0	1	0	1
Ghana	0	0	1	1
Singapore	0	0	1	1
Formosa (Taiwan)	0	1	0	1
Irak	0	0	1	1
Puerto Rico	0	0	1	1

* Russia won four silver and three bronze medals in the 1912 Games; none, however, in track and field. Russia will not compete again until 1952.

**These nations now form the West Indies Federation.

(Note—Winter Games Chart on Page 26)

OLYMPIC HISTORY

(Continued from page 25)

meeting, official delegates from France, England, the United States, Greece, Russia, Sweden, Belgium, Italy, and Spain, were in attendance. Hungary, Germany, Bohemia, Holland and Australia sent proxies or letters.

Seven questions concerning the problem of amateurism were on the agenda and Coubertin took the liberty of adding an eighth, *"Regarding the possibility of the revival of the Olympic Games"*. Coubertin imparted his enthusiasm so well that it was unanimously agreed on June 23, 1894 to revive the Games and an International Committee was formed to look after their development and well-being.

Two years later, in 1896, Greece celebrated in the rebuilt stadium of Athens, the first Olympic Games of the present cycle and from this beginning, the world's greatest athletic spectacle was established.

Only the ceaseless labour, the tenacity and the perseverance of Baron de Coubertin accomplished and perfected this great work. Its main organization benefited from his methodical and precise mind and from his wide understanding of the aspirations and needs of youth.

In fact, Coubertin was the sole director of the Games as regards their form and character; the Olympic Charter and Protocol and the athlete's oath were his creation, as well as the opening and closing ceremonies of the Games. In addition, until 1925, he personally presided over the IOC, assuming single-handed all the administrative and financial duties.

The work of Coubertin was, above all, a work of peace but there is one basic fact, almost universally misunderstood—Peace is not the major aim of the Olympic Games.

"Peace", Coubertin hoped and believed, "would be furthered by the Olympic Games . . . but peace could be the product only of a better world; a better world could be brought about only by better individuals, and better individuals could be developed only by the give and take, the buffeting and battering, the stress and strain of fierce competition.

DISTRIBUTION OF MEDALS AMONG NATIONS WINTER OLYMPIC GAMES 1924 THROUGH 1960

Nation	Gold	Silver	Bronze	Total
Norway	35	31	28	94
UNITED STATES	22	25	16	63
Finland	17	20	14	51
Sweden	15	15	17	47
Austria	12	18	16	46
Russia	12	10	15	37
Switzerland	10	9	8	27
Germany	11	8	7	26
Canada	8	4	10	22
France	5	1	7	13
Great Britain	2	2	6	10
Italy	3	2	2	7
Hungary	0	1	4	5
Belgium	1	1	2	4
Czechoslovakia	0	2	1	3
Poland	0	1	2	3
Netherlands	0	1	1	2
Japan	1	0	0	1

OLYMPIC RULE DEFINING AN "AMATEUR"

AN AMATEUR is one who participates and always has participated in sport solely for pleasure and for the physical, mental, or social benefits he derives therefrom, and to whom participation in sport is nothing more than recreation without material gain of any kind, direct or indirect. Furthermore, he must comply with the rules of the International Federation concerned.

To make it easier to understand and enforce this Olympic amateur rule, six classifications of ineligibles are listed as follows:

Not eligible for Olympic competitions are:

ONE—those who have participated for money, for merchandise prizes easily converted into money, or for prizes exceeding $40 in value, without permission of their National Federation.

TWO—those who have been paid for training or coaching others for organized competition.

THREE—those who have capitalized on their athletic fame in any way by profiting comercially therefrom, or by accepting special inducements to participate.

FOUR—those who have accepted reimbursement for expenses in excess of the actual expenditure.

FIVE—those who have decided to become professional athletes and are participating as amateurs to enhance their commercial value.

SIX—those who have neglected, whether at home or abroad, their usual vocation or employment for sport competition.

WHAT SPORTS ARE INCLUDED ON THE PROGRAM?

THERE ARE 21 sports on the list recognized by the International Olympic Committee, at least 15 of which must be on the program of the Olympic Games. (See page 23 for complete listings).

Only sports widely practiced in at least 25 countries (12 of which must enter) may be included on the program.

For team sports (soccer football, field hockey, basketball, and water polo), only 16 teams may take part in the Games. It is the responsibility of the International Sports Federation concerned to arrange, if necessary, for preliminary contests to properly reduce the number of countries applying for entrance. The result of which must be notified to the Organizing Committee well in advance of entry to the Games. These preliminary contests will not be a part of the Olympic Games.

In order to have individual or team competitions in the optional sports, there must be not less than 12 entries for individual events and not less than 6 for team events.

The Organizing Committee of the Games must submit the final program to the IOC at least two years before the opening of the Games and no alteration may be made within one year prior to the Games without agreement.

The Organizing Committee may add two demonstrations to the program, one a national sport and the other a sport foreign to the organizing country. However, no awards can be made in these sports.

The program for the Winter Games may include bobsledding, figure skating, ice hockey, skiing, speed skating, biathlon (skiing and shooting), curling and luge (small sled). Winter sports not governed by an international federation can only be included on the program as "demonstrations".

Past Four Years Produced The Greatest Period Of World Wide Olympic Activities

(EDITOR'S NOTE — Kenneth L. "Tug" Wilson has been president of the U. S. Olympic Association and Committee since his election at the quadrennial meetings held in December, 1953. Prior to that, he served as USOC vice-president, 1946-1952. Currently, he is commissioner of the Western Intercollegiate Conference (Big Ten), having been appointed in 1945. He is a past president of the National Collegiate Athletic Association. He was also a member of the 1920 U. S. Olympic Track and Field team.

THERE is no question but that the past four years (1956-1960) which culminated in Rome with the celebration of the XVII Olympiad will go down in history as the greatest period of Olympic activity the world over. There was special significance in staging the 1959 Pan American Games at Chicago and the 1960 Olympic Winter Games at Squaw Valley for these events held here in America helped immeasurably to foster greater public recognition and acceptance of Olympic activities. The splendor of Rome's ancient settings were excellent backdrops as thousands of the world's leading athletes virtually rewrote the record book in every sport.

Yet few realize the tremendous preparation that is needed to bring these great international events into fulfillment, to say nothing of the task that confronts a national Olympic committee such as ours in making participation of our athletes possible.

At the conclusion of our quadrennial meetings at Washington, D. C., in December, 1957, the enormity of the assignment loomed large.

On April 15, 1957, the City of Cleveland was forced to relinquish the honor of holding the III Pan American Games; it was thought that Guatemala City, which had been second choice in the voting, would be chosen, but Guatemala City withdrew. For a time it appeared that the Games might be abandoned. However, the City of Chicago felt that even at this late date it would be capable of staging them. On August 3, 1957, the Games were awarded to that city following a special congress of the Pan American Sports Organization.

This meant that there were less than two years in which to prepare for suitable facilities. However, the results are history and will be fully treated by other accounts in this book.

I have only praise for Mayor Richard Daley of Chicago and his many committeemen who worked so hard and diligently in order that this set of Games could be held. It called for a great deal of sacrifice and dedication by many people, and though perhaps there were some things that could have been done better had there been more time for preparation, the III Pan American Games still will be marked as a successful venture. They did much to preserve and better our relationships with our fine neighbors to the South. Also deserving of commendation is the great contribution made by the University of Chicago which furnished the housing for the athletes and many amenities areas. The City of Waukegan also gave full cooperation in providing a modern shooting range for certain events.

Other highlights which must be mentioned include the beautiful Olympic pool built by the City of Chicago at Portage Park; the holding of the marathon race on one of the busiest thoroughfares in the world, Lake Shore Drive; the lovely setting for the equestrian events out at Oak Brook; and, above all, the caliber of competition which broke nearly every existing Pan American record.

Now all attention was directed toward the staging of the VIII Olympic Winter Games at Squaw Valley, California. There had been much skepticism throughout the world as to whether Squaw Valley would be able to stage the Games and have the facilities essential for great winter sports competition. What was not realized was the fact that the State of California put its best talent to work on the problem. As a result of direction by Charles Blythe, Chairman of the California Olympic Association, and by Prentis C. Hale, Jr., the Chairman of the Organizing Committee, the Games were magnificent.

In picturesque Squaw Valley, which nestled high in the Sierra Madre Mountains of California, there was opportunity to start from the ground up in the construction of facilities. The outstanding experts of the world were called to the United States for consultation. In 1957 the North American Alpine Skiing Championships were held there, which provided a tremendous opportunity to test the various courses. The problems that



Report by
KENNETH L. WILSON
President

they faced in building ski lifts up Squaw Peak, Papoose and KT-22 were met with great ingenuity. Helicopters were used to transport the heavy machinery to the top of the peaks, affording probably the finest ski facilities the world had seen.

The State of California cooperated in every way. Highways were constructed, making Squaw Valley easily accessible. Permanence was assured when the California State Legislature appropriated a total of nearly eight million dollars for the Games and decreed that these facilities should become a part of the California State Park System for the enjoyment of the general public.

A most unusual roofed stadium was constructed for hockey and figure skating which also gave an unparalleled view of the finish of the ski jumping events, the speed skating, and the Victory and Opening and Closing Ceremonies.

Athletes were afforded a fine Olympic Village which had been built for them, including an Athletes' Center and Dining Hall in which a program of entertainment arranged by Walt Disney was staged every night. It is not likely that these shows will be forgotten by those who witnessed them as they had the opportunity to see the great names [illegible] entertainment world.

One of the unusual [illegible] was the vast parking area [illegible] of snow, and thoroughfares [illegible] by machinery.

(Continued on page 28)

PRESIDENT REPORT

Continued from page 27

The Opening Day was one of the most dramatic occasions of the entire Games. The night before, a heavy snowfall turned Squaw Valley into a veritable fairyland, but as the storm continued it looked as if it might cause a tragic opening. However, just as the trumpeters were announcing the start of the Parade of Athletes, the weather miraculously cleared and the sun beamed down on the great throng in attendance—only to disappear into another blizzard at the close of the Ceremonies.

* * *

The Games were marked by an especially high degree of competition. The television programs which chronicled each day's events over the CBS network created tremendous enthusiasm for the Olympics and winter sports. It gave the sports-loving public a better idea of what the Olympic Games structure was and of the skilled competition that our athletes faced from other nations of the world. Millions saw the wonderful performance of the U. S. Hockey team as it won the Olympic Championship, a team which had not been highly rated but which exhibited great courage and desire; they saw the grace and beauty of the figure skating culminating in the brilliant victories of Carol Heiss and David Jenkins; the thrilling ski jumping—all which served to provide drama and excitement.

Experts from the world over marked this set of Winter Games as the best held and were loud in their praise of the magnificent job done by the Organizing Committee. Winter sports in the United States received the greatest impetus possible from these Games.

* * *

The success of the Games at Squaw Valley aroused extraordinary interest in Olympic affairs, and all eyes now turned to Rome and the 1960 Games. Planning had started in 1928 with tremendous building and dedication to sports events. The Games originally had been awarded to Rome for 1940, but the outbreak of the War prevented their realization. As early as 1950 an Olympic Stadium had been built on the ruins of the Stadio dei Cipressi. One of the largest in the world, it covers an area of 190,000 square meters and affords seating and standing capacities for nearly 100,000 people; ample space was set aside for the tremendous coverage to be done by the press, which was composed of more than 1,000 representatives from all over the world.



STADIO OLIMPICO WAS JAMMED with 80,000 persons for the opening ceremonies of the Games of the XVII Olympiad in Rome. Here is a view at one end of the main stadium. On the track just rounding the curve is the United States Team as the athletes of all nations parade before massing in the infield.

At the side of this great stadium was the Stadio dei Marmi, or the Marble Stadium, which served as an assembly spot for the athletes at the start of the Parade, a beautiful, small stadium with a picturesque garland of 60 marble statues of athletes.

The Palazzo della Sport, and its smaller prototype, the Palazetto, were beautiful buildings. The Palazzo, air-conditioned, seated 16,000 without any pillars to obstruct one's view and contained reception halls, smaller gymnasiums. The Palazetto was used for boxing, weightlifting and early-round basketball games.

The Velodrome, which was in the same area as the Palazzo, had a 400-meter track, and not only was used for cycling but for field hockey and soccer football. There were beautiful accommodations for rowing on Lake Albano and at the equestrian center in Rome's enchanting Piazza dei Siena inside the Villa Borghese.

The Organizing Committee made full use of the ancient and historical ruins; anyone who witnessed the Marathon can never forget the course which led over the Appian Way and finished at the Arch of Constantine.

* * *

The Olympic Village afforded the athletes fine accommodations. The Village itself was complete in every detail with a bank, post office, stores, entertainment facilities and fine dining halls. The meals for the athletes were planned by the Food and Housing Chairman, Charles Ornstein, and our executive chef, Hermann Rusch and others of his capable staff. If there was any criticism to be given, it was that the meals were too good and too tempting for athletes who were on a training diet.

The Italian Olympic Organizing Committee; Giulio Onesti, President of the Italian Olympic Committee; Marcello Garroni, General Secretary of the Organizing Committee, and its President, Giulio Andreotti, all were eager to help solve any difficulties that came up, and they proved wonderful hosts.

Our team was ably assisted by our very capable attache, Ed Hill, executive director of the "Rome Daily American," who guided us through many difficulties. We also are indebted to the Honorable James D. and Mrs. Zellerbach, who gave a lovely reception at the beautiful United States Embassy for the United States Party.

Thanks also are due Mayor Wagner of New York City and the New York Olympic Committee for the wonderful reception and send-off given to the athletes. It was an inspiring event.

To Dan Ferris and the Transportation Committee we owe a tremendous debt of gratitude for so capably arranging the many details that were necessary to get the team to Rome.

The Supplies and Equipment Committee, headed by Marion Miller, in doing a magnificent job deserves our thanks for obtaining the finest equipment a U. S. Olympic Team ever was afforded.

The members of all Olympic Games committees, the hundreds of people who gave so liberally of their time and money to make our participation a success deserve special mention. Without their grand devotion to the Olympic cause it would be impossible to achieve the success we have enjoyed.

* * *

The Olympic Games competition long will be remembered as the best ever seen. The results will be carefully chronicled in other parts of this book, and needless to say, they reflect the tremendous progress the athletes of the world have made during the past four years. Many world records were broken, and it was a dull day when several Olympic records were not smashed.

Several Olympic champions from various countries were not even able to make the finals, and it was interesting to note that many of the fine performances were made by young competitors who the sporting world knew little about.

The terrific showing made by Germany, along with the vast improvement by the Italian team, served notice that these nations will be heard from in the future.

Our Olympic Team was a truly dedicated group of athletes, running in age from 13 to 47. Competing in the toughest competition the world has ever seen, they gave a superb performance. The American public apparently did not realize the tremendous progress that had been made throughout the world in sport competition. Certainly, there is no dishonor in our competitors losing to someone who brake a world or Olympic record in winning.

The Games of the XVII Olympiad now are history and it is time to turn our thoughts toward the Pan American Games in Sao Paulo, Brazil in 1963,



ATHLETES FROM THIRTY NATIONS stand at attention in the Blyth Arena while the Olympic oath is given by USA's Carol Heiss during opening ceremonies of the VIII Olympic Winter Games at Squaw Valley.

and in 1964 the IX Olympic Winter Games at Innsbruck, Austria, and the Games of the XVIII Olympiad in Tokyo, Japan.

* * *

In view of the increasing degree of competition among the athletes of the world and of the vast progress being made by many countries, it is important to take stock of the situation and to see how the USA can improve its chances in future competition. The officers and the executive board of the USOC have realized for several years that their responsibility to the youth of America no longer is just confined to money-raising, holding tryouts, and getting the Team to the Games. We now face the task of developing in the sports in which we have not excelled, and to bring the Olympic ideals to the very grass roots of the nation so that our athletically-minded youth will be inspired to start down the long, hard road of training and competition so that someday they may be suitable candidates for our Team.

The Olympic Development Committee, headed by Tom Hamilton, has made a fine start in this direction. Ably directed by Willis O. Hunter, it did yeoman service in coordinating the plans for participation in the Pan American Games and the Winter Games. In preparation for the competition at Rome, each Games Committee was contacted and sites for the permissible training were carefully chosen. The various squads of men and women chosen for the Team were given every possible means of getting into the best possible condition before their departure. Following the completion of the Games, this Committee did not disband but continued working with the various sport groups attempting to analyze what should be done between Games and how to coordinate the efforts of the fine organizations of the AAU, the NCAA and the kindred sport groups in order to furnish the best training and competitive opportunities for our athletes.

The importance of the Olympic Games is vital in our American way of life and unless we redouble our efforts in extending the Olympic sphere of competition and broaden the base of our competitive efforts in regard to the Games, we will find our nation falling behind in international athletics.

The importance of the Olympic Games throughout the world as a factor in promoting world peace can hardly be estimated. Our athletes traveling to all parts of the world have proven themselves to be marvelous ambassadors of good will, and we always have enjoyed the many competitors from foreign nations who have competed here. Anyone who witnessed the dramatic closing of the XVII Olympic Games in Rome and who saw the fine respect and good feeling between these wonderful young men and women can realize the value of this type of competition.

The task we face is a tremendous one and it will call for money, time, and, again, the dedication of thousands of loyal workers. The fact that the 1964 Games may be held late in May and early June in Japan will provide many obstacles in the way of selection of teams and their training. These will not be insurmountable, however. With the tremendous Olympic interest and spirit which is apparent in the United States at this time, we should forge rapidly ahead.

* * *

One of the significant happenings of this Olympiad was the attainment of a permanent residence in our Olympic House to which we moved May 20, 1960, after the place had been completely redecorated and rehabilitated following its purchase June 15, 1959. The fact that we now have a permanent address and own our own building has added stature to the U. S. Olympic movement. It is a wonderful place to entertain our foreign guests, to hold meetings, and it gives our organization a sense of permanency that it has never enjoyed before.

The Building Committee, headed by Clifford Goes, did an excellent job in attending to the [illegible] details that confronted them. [illegible] home will grow when it [illegible] it will be a most suitable place to assemble the Olympic [illegible] and the history of our Olympic [illegible]

Chicago Proved Efficient Host In Staging Pan American Games Despite Time Handicap

(EDITOR'S NOTE—Mr. Douglas F. Roby, vice president of the U. S. Olympic Committee and one of three American members of the International Olympic Committee, served as president of the Pan American Sports Organization (PASO) from 1955 through 1959, his term of office ending with the close of the Games at Chicago. He then was named a member of the Permanent Commission of PASO after General Jose D. J. Clark of Mexico succeeded him as president. Mr. Roby not only attended many PASO meetings during the past Quadrennial but participated in the IOC meetings in Tokyo, Munich, San Francisco, and Rome. He also served as the chairman of the Amateur Athletic Union Olympic Finance Committee for the same period.

In this report, Mr. Roby reviews the events which led to the staging of the III Pan American Games in Chicago, Aug. 27-Sept. 7, 1959.)

* * *

AT the Congress of the Pan American Sports Organization held prior to the Games in Mexico City (1955), the city of Cleveland, Ohio was awarded the 1959 competitions and an Organizing Committee was set up to plan for this great event. Major attention, of course, was placed upon facilities and, after months of work, existing venues for the various sports on the program were selected and recommendations made for the building of a large stadium for track and field seating 40,000 and a swimming stadium seating 10,000 as the major new facilities.

The cost of all new facilities planned was estimated at approximately $11,000,000 and it was proposed to finance this project by obtaining $2,000,000 from the city of Cleveland, $3,000,000 from Cuyahoga County, $1,000,000 from the state of Ohio, and the balance, $5,000,000 from the Federal Government. This latter item was approved by both Houses of Congress in their 1956 session and placed in the budget for final approval in early 1957. The federal moneys were principally for roads leading to the new facilities. Meanwhile, the appeals for city, county, and state funds were successful.

However, in 1957, there developed strong opposition in Congress towards the proposed federal grant and it became apparent that Cleveland was not likely to obtain this assistance. A special session of PASO was called at Caracas, Venezuela, March 15, to review the situation and April 15 was set as a deadline when the city of Cleveland would have to show positive arrangement of finances sufficient to properly stage the Games.



Report by
DOUGLAS F. ROBY
Vice President

At this same meeting, the Congress approved Guatemala City and Rio de Janeiro, both of whom had been applicants for the Games, as first and second alternates respectively should Cleveland be forced to default. Early in April, the Cleveland committee was told that federal aid was not forthcoming and it was forced to ask PASO to be relieved of its commitment.

* * *

On May 1, Guatemala withdrew its bid for the Games and shortly afterwards Rio de Janeiro also withdrew, leaving no applicants and fostering speculation that the Games would have to be cancelled. However, Chicago and Philadelphia immediately evinced interest as did Sao Paulo, Brazil.

In an effort to avoid any further complications, the U. S. Olympic Committee was requested to survey the USA bids and determine which was most qualified for consideration at the time. On July 29, the city of Chicago was approved as a candidate and on Aug. 3 in another special session of the PASO at San Jose, Costa Rica, the final selection was made. Chicago was awarded the Games, defeating Sao Paulo 13-6 in the balloting by 19 nations attending the conference.

During the ensuing months, numerous meetings were held with the Chicago Organizing Committee and the officers of the USOC to formulate the program for the Games. By August, 1958, the PASO executive committee met in Chicago and after extended consideration and study agreed upon the program proposed by Chicago. All of the sites or proposed site of the various sports venues were inspected.

Work then began in earnest for the Chicago Organizing Committee. Several new permanent facilities were built, the principal one being the swimming and diving pools constructed to Olympic specifications at Portage Park at a cost in excess of $500,000. Another major new facility was a cycling velodrome.

* * *

With the opening of the III Pan American Games, a total of 24 nations and 2,161 athletes entered competition. The Chicago Games generally were considered a fine success with real growth in PASO manifested, and were conducted in the best Olympic tradition. The Chicago Organizing Committee operated most efficiently under the able direction of Chairman Michael J. McDermott and a remarkable job was done in providing fine facilities for the 20 sports on the program in a relatively short period of two years. Everything ran smoothly during the competitions even though Chicago experienced the hottest weather recorded in 30 years during the Games.

At the Congress of PASO held prior to the opening of the Games in Chicago, the city of Sao Paulo, Brazil, was designated as the host for the IV Pan American Games. Although no dates have yet been set, it is likely that the Games will be held during the month of July, 1963. Winnipeg, Canada, was named as alternate city.

Other important action by the PASO Congress included the limitation of entries in the individual events of track and field, as well as those of swimming and diving, to two per nation, with no substitutions allowed. It was also ruled that in the forthcoming Games at Sao Paulo, three nations entered in a given event would constitute official competition. Team entries in both men's and women's basketball were reduced from 14 to 12 players while club swinging and rope climbing events were dropped from the gymnastic program. However, individual, duet, and team events in synchronized swimming were restored to the competitive program.

A Long-Sought Goal—Permanent National Headquarters—Realized In Olympic House

(Editor's Note—Asa S. Bushnell has served as secretary of the U. S. Olympic Association and Committee since 1945. Formerly graduate manager of athletics (1927-1937) and acting director of athletics (1942-1944) at Princeton University, he entered upon his present position as Commissioner of the Eastern College Athletic Conference (ECAC) on January 1, 1938.)

* * *

FROM the administrative point of view, there were a number of events taking place during the past four years which held special significance for all those vitally interested in the welfare of the United States Olympic Association and Committee and in the success of their endeavors.

In particular, there was the final realization of a long-sought end—establishment of a permanent and independent headquarters for the U. S. Olympic Association, the parent organization.

Since May 20, 1960, the USOA has conducted its affairs in its own building, Olympic House, 57 Park Avenue, New York City. Erected in 1909 expressly as a town house for the late J. Pierpont Morgan, the handsome six-story building was purchased by the U. S. Olympic Association on June 15, 1959, and remodeled to suit the requirements of a national headquarters. Excellent judgment on the part of Clifford "Tip" Goes and the Building Committee which he headed made it possible for the conversion to produce a completely modern and tastefully furnished office building which still retains the original charm and character of a beautiful structure.



Report by
ASA S. BUSHNELL
Secretary

Besides providing offices for the members of the USOA headquarters staff, Olympic House offers ample space for board and committee meetings, not only to those groups directly controlled by the USOC but to allied organizations as well. Because an Olympic museum and an Olympic library are now in process of development, it should not be too long before Olympic House becomes a true national landmark.

Over a long period of time the U. S. Olympic headquarters had been maintained in conjunction with, and subsidiary to, the offices of other athletic organizations. For many years prior to 1946, the tie-up was with the Amateur Athletic Union in the Woolworth Building, New York City. From 1946 to 1956, a similar association existed with the Eastern College Athletic Conference at the Biltmore Hotel, also in New York City. Subsequently the USOA rented its own four-room suite at the Biltmore until Olympic House became a reality.

Olympic House is more than an office and a headquarters; it is the focal point of ever-mounting Olympic interest in this country. Furthermore, it stands as tangible evidence of attainment of a goal set for the organization in 1928 by General Douglas MacArthur, who was then its president. The General, painfully aware of the vicissitudes of the hand-to-mouth existence then being followed by the Olympic administrative group, strongly urged in his official report that his successors strive mightily to acquire endowment sufficient to finance the Association's operating overhead, thus reducing the sums needed in quadrennial fund campaigns to those required to meet the costs of team participation in Games competition. Thanks to generous support from the Olympic-minded American public, this objective was finally reached in 1956, 28 years and seven Olympiads after it was first envisioned.

* * *

Another sizeable plus was developed during these past four years. This was the creation of closer liaison between the U. S. Olympic Committee and the numerous sub-committees which are the very fibre of its being. Both Executive Director Bingham and Assistant Executive Director Lentz had frequent contact with all of those cooperatively functioning sub-units, and their members were furnished information at regular intervals through

Continued on page 48



USOC SECRETARY Asa Bushnell (left) enjoys a visit with General of the Army Douglas MacArthur when the latter was honored by the National Football Foundation. MacArthur was president of the U. S. Olympic Association in 1928.



ASSISTANT SECRETARY THOMAS LENNON (listen[illegible] Mrs. Janet Bachna (right) asks for administrative guidance in the management of the U. S. Pan American women's gymnastic team.

Public Response To U. S. Olympic Fund Drive Financed Full Scale Participation In Games

Editor's Note—R. Max Ritter, treasurer of the United States Olympic Association since 1953, has a record of long association with the sport of amateur swimming. German-born, he was one of the founders of Hellas swimming club which produced a number of Olympic champions. Later, he went to London, England, but competed for Germany in the 1908 Olympic Games, backstroke event, and also in the 1912 Games, swimming in the 100 and 400 meter free style events and as anchor man for the 800 meter relay team, the latter placing fourth. That same year, he helped organize the International Federation of Amateur Swimming (FINA) of which he is now the president, after having served on the executive board since 1936 as well as holding the positions of secretary and vice-president in succeeding terms.

He came to the United States in 1910, won a number of national and Canadian championships, and became affiliated with the Amateur Athletic Union, serving in many executive capacities. He is a retired manufacturer but devotes much of his time to AAU and USOC activities.

* * *

AS provided in the constitution of the U. S. Olympic Association, it is the duty of the USOA, acting through its Committee, to finance not only the U. S. participation in the Olympic Games, but also the Olympic Winter Games and the Pan American Games.

As treasurer of the USOA and USOC, I am pleased to report that the monies collected through contributions, tryouts, etc., during the quadrennial period extending from 1957 to 1961 were more than sufficient to pay all expenses involved in carrying out the participation program.

The sum realized during this past quadrennial was $2,102,355.29 and once again proving the theory that the American public through voluntary contributions can and does support the Olympic movement in the United States and the U. S. Teams,



Report by
R. MAX RITTER
Treasurer

the regular day-by-day functions of the national organization. Some of the present surplus already has been appropriated to finance the current programs of the Olympic Development Committee while the remainder is held for payment of expenses still awaiting final audit.

Of the expenditures listed to date, the cost of United States participation, including overhead, in the 1960 Olympic Games at Rome, of course, represented the largest item, $923,689.21. Expenditures for the Winter Games at Squaw Valley totalled $169,217.68 and for the Pan American Games in Chicago, $262,945.09. The cost of the Olympic Development program, begun late in the quadrennial period, was $152,695.71, while other costs, such as administrative, fund-raising, committee activities, supplies and equipment, reached a total of $75,198.99.

The continued success in raising funds ample enough to finance U. S. participation in the Games as well as to slowly but surely build up a solid financial foundation for the USOA is a credit to the many volunteers who have worked unselfishly to stimulate public interest in the U. S. Olympic movement.

The expenditures for the past quadrennial period have reached a total of $1,583,746.68 as of March 1, 1961, and, of course, will be somewhat greater by the time the final accounting is made prior to the forthcoming Quadrennial meeting in Washington, D. C., this December.

* * *

As a result, through March 1, a very welcome surplus of $518,608.61 exists, most of which will eventually be placed in the reserves of the USOA to further insure the solid financial foundation required to carry on



CHECKING OF FINANCIAL matters was an important daily function during the period of the Games, whether at Chicago, Squaw Valley, or Rome. Treasurer Max Ritter (left) goes over the accounts with Assistant Treasurer H. Jamison Swarts while Miss Vivian Stingley (right) awaits instructions.

United States Olympic Participation Financed Completely Through Popular Subscriptions

(EDITOR'S NOTE—J. Lyman Bingham was appointed executive director of the U.S. Olympic Association in 1950. Prior to that he served as assistant to the President of the Amateur Athletic Union of the United States (AAU) from 1930 to 1950. During that same period he also served, on a voluntary basis, as assistant to the President of the U. S. Olympic Committee, Avery Brundage. Mr. Bingham was athletic director of Denver University from 1919-1930.)

* * *

UNDER the direction of the officers, the Board of Directors of the Association and the Executive Board of the Committee, the Executive Director, as one of his duties, is required to organize and coordinate fund raising programs. For the recent Pan American and Olympic Games the number of athletes, coaches, managers, doctors, nurses, trainers and administrators required to properly represent the United States totalled 1,039 so financing such participation is a major activity. Contrary to a rather prevalent assumption the USOC neither requests nor receives any financial support from the Government. We believe that the Olympic movement should be kept completely free from politics.

Not since 1932 have any Games been held in the United States but during the last four years both the Pan American Games and the Olympic Winter Games were held in our country. Although our organization (USOC) had no financial responsibility in the preparation of these games, by



Report by
J. LYMAN BINGHAM
Executive Director

international regulations, our Committee was entrusted with the responsibility of organizing them. Fortunately regulations permitted delegating these duties and responsibilities to special organizing committees appointed from the areas in which the games were held. However, this did not release the USOC from its obligation to see that these committees properly organized the games and provided the necessary facilities.

* * *

Having the games in the United States placed the U. S. Olympic Committee in an awkward position in so far as fund raising was concerned. It required several million dollars to prepare for each of them so both Chicago and Squaw Valley solicited funds and program advertising on a national basis. The USOC was in no position to object so its campaign was seriously affected by the confusion which resulted. It became quite common for individuals and corporations in replying to USOC appeals to claim they had already contributed when actually they had contributed to either the Chicago or the Squaw Valley funds.

The USOC campaign was also seriously affected because both Chicago and Squaw Valley also obtained financial help from the government. Whenever announcements to that effect were made people took it for granted that the U. S. Olympic Committee was receiving the money and that contributions were no longer needed. About the time that the USOC became reconciled to the fund raising activities of Chicago and Squaw Valley, lightning struck in the form of what came to be known as the "Chinese Problem."

* * *

At the meeting of the International Olympic Committee in May, 1959 at Munich, the following resolution was adopted, "The Chinese National Committee having its seat at Taipei (Taiwan) will be notified by the IOC Chancellor that it cannot continue to be recognized under that name since it does not control sport in the country of China and its name will be removed from the official list. If an application for recognition under a different name is made it will be considered by the IOC."

Immediately the press reported that Free Nationalist China had been "kicked out" of the Olympic Games. The effect of this announcement on the USOC fund campaign was catastrophic. It became a topic of discussion in Congress and the State Department and in the press. Not to be outdone, the National Commander of the American Legion, without obtaining the facts and in a widely publicized announcement called upon all legion posts to withdraw their support from the Olympic Fund drive.

Most of the publicity on the "Chinese Problem" was either exaggerated or untrue but it had a disastrous effect on USOC fund raising efforts. The misunderstanding mainly was in the belief that Free China [illegible] had been ousted [illegible] of the Democratic Republic [illegible] king). Actually the [illegible] voluntarily withdrawn from the Olympic [illegible]



ADMINISTRATIVE DETAILS WERE MANY in the overall management of the U. S. Teams. Louis Wilke (left), who served as administrative chairman for all three Games held during the past quadrennial period, outlines to J. Lyman Bingham, executive director, plans for assembly on opening day at Rome while Miss Vivian Stingley, staff assistant, takes notes.



Stingley Wren

EXECUTIVE DIRECTOR

Continued from page 33

movement and stated that it would return the day that "Avery Brundage, a tool of Imperialist State Department of the United States will resign his IOC Presidency."

After Free China was invited by the Organizing Committee to compete in the Winter Olympic Games at Squaw Valley the tension lessened somewhat. The November, 1960 bulletin of the International Olympic Committee states that the Olympic Committee of Taiwan territory altered its name and is to be known in the future under the name of "Olympic Committee of the Republic of China."

° ° °

Still another event seriously affected the fund campaign. The personnel of the armed forces, who make up about one third of our teams and win a proportionate share of the Olympic and Pan American medals, have always contributed liberally to the Olympic Fund. However, at the beginning of our recent campaign, their hands were tied by a government directive.

In October, 1956, the Director of the Bureau of Personnel in the White House issued a directive which prohibited fund raising among government employees except for certain designated causes such as the Red Cross, Heart Fund, Cancer Fund, Muscular Dystrophy and a few others. The Olympic Fund inadvertently was not listed, and, in effect, the armed forces personnel, who are government employees, could not even contribute to help finance their own athletes on the Olympic and Pan American teams. Efforts to have the Olympic Fund placed on the approved list got nowhere, until, on March 13, 1959, K. L. Wilson, President of the U. S. Olympic Committee, and I met with President Eisenhower and had an opportunity to call his attention to our difficulty. The President immediately arranged for the Department of Defense to remove the restriction against raising Olympic funds among the armed forces. Although much valuable time had been lost, the armed services, in the short period remaining, raised the very fine total of $90,000 not including credit they received for their share of the tryout receipts from events in which they anticipated.

° ° °

Since the Olympic Games were revived in 1896 the United States teams have had a long history of successes but the competition is becoming so keen that no longer can victory be taken for granted. To meet this situation a Development Committee was appointed prior to the Pan American Games with Thomas J. Hamilton as chairman and Willis O. Hunter as coordinator. The results obtained in cooperation with the various games committees were most gratifying. Several of the medals won by the USA at Rome are traceable to the development plans worked out by this committee. The program cost about $152,000 and it is planned to intensify it between now and the 1964 Games. In today's Olympic competition previous champions are often unable to qualify for the finals and former records are being broken by athletes who fail to win even a bronze medal.

The United States has an enviable record in Olympic competition, since 1896 having won 469 gold, 328 silver and 281 bronze medals for a grand total of 1,078. Great Britain is in second place with 130 gold, 172 silver and 143 bronze medals for a total of 445. In the 1952, 1956 and 1960 Games, Russian athletes have won 102 gold, 92 silver and 83 bronze medals for a total of 277. Their success is the result of a well planned program which began about 37 years ago. The Soviet News of June 6, 1946 carried an article entitled "Soviet Scientists Tackle Sport Problems." It said in part "Since 1924 in the Soviet Union those responsible for the physical welfare of the nation and for assisting the specialist athletes towards attaining their peak performances in whatever sport they choose to participate have been seeking to reduce each athletic event to an exact science." It was not until 1952 that Russia was willing to enter a full team in the games. Taking second to the United States was a bitter disappointment but it served as the incentive to step up their program to develop better teams.

The American way of life will not permit the type of training program which is bringing such good results in Russia but the USOC believes that it can put into effect a program which will enable the USA to hold its own with any nation in the world. The USA has maintained supremacy in certain sports but it must improve teams in those sports in which it has had little success. Such a program will be expensive so the USOC plans to increase the budget accordingly.



Kunz Dunham

° ° °

For the last USOC campaign, a budget of $1,500,000 was adopted to cover the cost of sending teams to all three games and to finance a development program. To reach that amount the Executive Board of the Olympic Committee assigned quotas which were accepted by the members of the Olympic Association. Based on past experience the Amateur Athletic Union and the National Collegiate Athletic Association each accepted quotas of $350,000 with the understanding that credit for funds derived from tryouts would not be included. No quota was assigned to the armed forces because at that time they were prevented from raising funds among military personnel as explained previously. The returns from official team tryouts and special activities of games committees was estimated at $565,000 while from the Business Men's Committee and the activities of the Olympic Club the return was estimated at $250,000, making a total fund raising goal of slightly in excess of $1,500,000.

For the Business Men's Committee the USOC was fortunate in having General of the Army Douglas MacArthur as Chairman. General MacArthur was President of the U. S. Olympic Association in 1928 when the Games were held in Amsterdam and always has been a strong believer in the Olympic movement. The USOC is greatly indebted to him and to the following outstanding business leaders who served with him:

Walter Annenberg, Philadelphia Inquirer
Harry A. Bullis, General Mills, Inc., Minneapolis, Minn.
W. S. Carpenter, Jr., E. I. DuPont de Nemours Co., Wilmington, Del.
M. Fred Cartoun, Longines-Wittnauer Watch Co., Inc., New York
John L. Collyer, The B. F. Goodrich Co., Akron, Ohio
Donald W. Douglas, Jr., Douglas Aircraft Co., Inc., Santa Monica, Calif.
Paul Endacott, Phillips Petroleum Co., Bartlesville, Okla.
James A. Farley, The Coca-Cola Export Corporation, New York
William W. Farrar, Arcadia, Calif.
Laurence H. Favrot, Houston Contracting Company, Texas
Harvey S. Firestone, Jr., Firestone Tire & Rubber Co., Akron, Ohio
Leonard H. Goldenson, American Broadcasting Company, New York
Boone Gross, The Gillette Company, Boston, Mass.
T. J. Hargrave, Eastman Kodak Co., Rochester, New York
W. R. Hearst, Jr., Hearst Newspapers, New York
Francis L. Higginson, Lee Higginson Corp., Hamilton, Mass.
H. F. Johnson, S. C. Johnson & Son, Inc., Racine, Wis.
Eric Johnston, Motion Picture Association of America, Inc., New York
John B. Kelly, John B. Kelly Co., Philadelphia, Pa.
Donald M. Kendall, Pepsi-Cola International, New York
John S. Knight, Daily News, Chicago, Ill.
H. Peter Kriendler, Jack & Charlie's "21", New York
Hoy Langenheim, Newport Beach, Calif.
Henry Cabot Lodge, U. S. A. Representative, United Nations, New York
J. L. McCaffery, International Harvester Co., Chicago, Ill.
Frank E. McKinney, Fidelity Bank & Trust Co., Indianapolis, Ind.
J. Wilson Newman, Dun & Bradstreet, Inc., New York
Harold C. Price, M. C. Price Co., Bartlesville, Okla.
Philip D. Reed, General Electric Company, New York
George Romney, American Motors Corporation, Detroit, Mich.
Robert W. Sarnoff, National Broadcasting Company, New York
Frederic N. Schwartz, Bristol-Myers Co., New York
Robert T. Stevens, J. P. Stevens & Co., Inc., New York
Paul Felix Warburg, New York

° ° °

Due to the complexity of the USOC organization there is considerable overlapping in the solicitation of funds. Because of this duplicate credit is often made making it difficult to arrive at accurate totals for the various groups. After eliminating such duplications as much as possible and without giving credit for team tryouts, the Amateur Athletic Union accounted for approximately $515,000, considerably more than its quota. Douglas Raby, Chairman of the Board of the Aeronautical Metal Products Company of Detroit, Vice President of the U. S. Olympic Association, was National Chairman of the AAU Committee.

The National Collegiate Athletic Association accounted for $276,499 at the time of this report and its drive was to continue through the 1960 football season. Willis O. Hunter of Los Angeles was Chairman of the NCAA Committee.

Receipts from tryouts and from the activities of the other sports governing bodies accounted for approximately $902,000, considerably in excess of their quotas. The Business Men's Committee and the Olympic office accounted for $300,000.

In spotlighting the activities of some of our fund raising groups there is danger of offending others but it is

Continued on page 36



GOOD DEED FOR THE OLYMPICS—George Valerio (left) and Jimmy McKeone, both of Dobbins Tech, carry Olympic torches into Independence Hall square during a pageant highlighting Philadelphia's Children Olympic Fund campaign.



MARGARET DUFF COLOTTE (left) and Francis R. Strawbridge (right) co-chairmen of the Children's Olympic Fund, along with the Rev. Charles Woods, Philadelphia CYO director, and Milton Pearce, assistant superintendent of Philadelphia public schools, grip a symbolic Olympic torch during a ceremony marking drive by school children to help finance the U. S. Olympic team.



DAILY MEETINGS WITH TEAM MANAGERS were regularly scheduled by USOC executive staff. Here, in the area underneath the U. S. Team headquarters in the Rome Olympic Village, we see managers of the respective sports teams, gave daily reports and entered discussions to settle matters.

EXECUTIVE DIRECTOR

Continued from page 35

a risk that should be taken in fairness to those whose results were so outstanding.

Under our regulations each sport is represented by a games committee composed of a specified number of representatives from (a) the US members of the respective International Federations, (b) the NCAA for sports in which the colleges participate and (c) the armed forces. These games committees are charged with the duty of determining the time, place and method of holding tryouts for the selection of the members of the various teams. Receipts from these tryouts constitute a large part of the funds needed to finance participation of our teams in the games.

The Men's Track and Field Committee awarded its tryouts to Stanford University where under the direction of Alfred R. Masters, Director of Athletics, and Payton Jordan, Director of Track, the event drew more than 108,000 spectators and the net receipts amounted to a record total of $190,768.21. Funds from other sources gave the Track and Field Committee a grand total of $254,046.

The Basketball Committee awarded its tryouts to Denver, Colorado, where under the direction of Willard N. Greim the net receipts amounted to $46,202.76. After the team was chosen and as part of its training program exhibition games were played in four cities. At Cincinnati, under the direction of Carl Stavasky an exhibition game netted $12,000. At Canton, Ohio under the direction of Richard Seiple the game also netted $12,000. At the University of West Virginia at Morgantown, West Virginia under the direction of Athletic Director Robert N. Brown, the net receipts were $19,092.37 and far exceeded the guarantee of $12,000. Finally at New York, a game sponsored by the Technical Tape Corporation, Paul D. Cohen, President, accounted for $15,000. Thus, from all sources the Basketball Committee accounted for $124,273.83.

The Men's and Women's Swimming held their tryouts jointly at Detroit, Michigan, where under the direction of Charles Mayne the amount of $44,100 was obtained for the fund.

* * *

Not all of the sports on the Olympic and Pan American programs have

Continued on page 316



EVERYONE LIKES ICE CREAM and these Olympic figure skaters were no exception when visiting the recreation center in the Squaw Valley Olympic Village. Enjoying the hospitality of the American Dairy Association are left to right, Aileen Shaw, Australia; Junko Lana, Japan; Carol Heiss, United States; and Miwa Fukuhara, Japan.



CLOSE COOPERATION BETWEEN these three press directors paid dividends at the Pan American Games. Art Lentz (left), U. S. Olympic Committee; Frank Nau (center), American Dairy Association; and James S. Kearns, Chicago Organizing Committee; pause in the press room to check the official U. S. Olympic Team booklet. The press book, as well as those distributed in the Winter Games at Squaw Valley, and the Olympic Games at Rome, was sponsored by the American Dairy Association.

RECAPITULATION ON UNITED STATES TEAM PERSONNEL

Game Sites	Competitors M	Competitors W	Coaches M	Coaches W	Managers M	Managers W	Staff* M	Staff* W	Totals M	Totals W	
Pan American Chicago, Ill.	317	84	31	1	25	5	37	7	410	97	(507)
Olympic Winter Squaw Valley, Cal.	66	18	7	0	6	2	24	4	103	24	(127)
Olympic Summer Rome, Italy	259	51	27	1	20	2	37	8	343	62	(405)

Public Interest In Olympic Games Stimulated By Great Press, Radio And Television News Coverage

(EDITOR'S NOTE—Arthur G. Lentz joined the U. S. Olympic Association and Committee national headquarters staff as public relations director in 1956 and in 1959 was appointed assistant executive director. Previous to 1956, he was a sports writer and radio announcer in Madison, Wis., later serving as athletic publicity director at the University of Wisconsin.)

* * *

PUBLIC knowledge and acceptance of Olympic activities reached their highest levels throughout the United States during the past four year period, an encouraging sign to those who are devoted to the Olympic movement here in this country.

Biggest factor in developing this strong interest, of course, was the staging of the 1959 Pan American Games and the 1960 Olympic Winter Games in American settings. The resulting coverage by the nation's press, radio, and television was widespread and did more in four years to focus attention upon Olympic affairs than had been accomplished in the previous sixty.

With the Games of the XVII Olympiad held in the ancient splendor of Rome following as the greatest attraction of all, the exposure to the public was stupendous. Never before had the Olympic story been presented so completely and so well.

Particularly through the medium of television were the many facets of Olympic activities vividly portrayed to an eager audience of millions, placing national importance to sports events heretofore little known or lightly thought of.

* * *

There were other important factors in making the United States Olympic conscious. One was the splendid contribution made by the American Dairy Association on behalf of the U. S. Olympic Committee. Representing the dairy farmers throughout the nation, this fine organization underwrote the expense of producing films, booklets, and other material for national distribution.

The American Dairy Association sponsored the U. S. Olympic team informational brochures, thousands of which were given to the press, radio, and television representatives of many countries at each of the three Games. It published and distributed more than a million copies of "The Olympic Story", a color cartoon-styled booklet designed to acquaint school children with the Olympic ideals. It sponsored a series of 13 five-minute Olympic films for television use, more than 250 stations throughout the USA using these regularly in the two year period prior to the Olympic Games.

At the Pan American Games in Chicago and at the Olympic Winter Games in Squaw Valley, the American Dairy maintained dairy bars, providing athletes, press representatives, and other guests with free milk, ice cream, and other dairy foods in connection with the official hospitality and recreational centers operated by the respective Organizing Committees.

The American Dairy Association also sponsored the production of "Hold High the Torch", a 28 minute, 16 mm. color and sound motion picture, which tells the story of the U. S. Olympic Committee activities and responsibilities. Containing scenes filmed at all three Games during the past four years, the motion picture was released in March, 1961, and is now being distributed throughout the nation's schools. The film was produced by Stark Films, Inc., Burbank, from footage taken at all three Games by Milton Stark and the official USOC photographer, Walter J. Meives.

* * *

There were many other organizations, radio and television stations, newspapers, and publications, who through special programs and projects aided in making the nation Olympics-conscious. A number of special informational booklets were brought out by individuals after approval had been obtained from the USOC. These were distributed in the thousands by business firms who agreed to sponsor them and the USOC also benefited financially through royalties.



Erickson



Meives



Report by
ARTHUR G. LENTZ
Assistant Executive Director

The Hammond Map Publishing Company produced an Olympic World map with many beautiful illustrations (the original drawings of which now are to be seen in Olympic House). Thousands of these maps were sold and the Hammond organization also published a book and a loose-leaf notebook binder using the Olympic World map illustrations. From the sale of these items, the USOC also benefited.

In the past four years, the U. S. Olympic Committee has developed a sports film library from which hundreds of bookings were made for Olympic Games films of the past. The library, now being expanded greatly, contains Olympic films as far back as 1928 but, because of fragility, those earlier than 1956 are no longer released for public showing. However, the later films are in great demand and many additional films will be added as soon as possible.

* * *

During the past four years, the U. S. Olympic Committee published and distributed 25,000 copies of a 16 page general information pamphlet which met with great acceptance by schools, clubs, and other organizations. The booklet contained the most essential information on Olympic lore and legend, the details of U. S. Olympic Committee organization, and the major official regulations governing the Olympic Games. A greatly condensed version of this pamphlet was published in the form of "Quick Facts About the Olympics" and more than 100,000 of these were distributed.

Currently, the U. S. [illegible] mittee is gathering [illegible] all available Olympic materials and memorabilia for the official archives at Olympic

U. S. A. Teams Equipped Through Donations By Apparel Industry And Sports Supply Firms

(Editor's note—The sports teams that represented the United States in the 1959 Pan American Games at Chicago, the 1960 Olympic Winter Games at Squaw Valley, and the Games of the XVIIth Olympiad at Rome were well equipped and outfitted, thanks to the generosity of leading apparel manufacturers and athletic supplies concerns.

Not only were the athletes attractively attired for parade appearances but provided with complete wardrobes for travel and leisure wear, in addition to the best of athletic equipment. All told, nearly one-quarter of a million dollars' worth of clothing, accessories, and footwear was contributed by the nation's industry and business.

To stimulate such interest in U. S. Olympic activities and to best service the requirements of the hundreds of individuals involved required great organization, salesmanship, and administration. How the U. S. Olympic Supplies and Equipment Committee so ably carried out this responsibility is revealed in the following report by its chairman, Marion H. Miller.

Marion H. Miller has been a member of the USOC Supplies and Equipment Committee since 1946, serving as chairman this past quadrennial period. He attended the Olympic Games of 1948, 1952, 1956, and 1960 as well as the Pan American Games of 1951, 1955, and 1959 in official capacity. For many years, he was a leader in the Missouri Valley Association of the AAU at Kansas City and now is public relations director for Wilson Sporting Goods in Chicago.)

* * *

WORK on the procurement of apparel for the Pan American Games Team began in April, 1958. The apparel committee considered the outfits which should be worn by members of the official party (consisting of men and women athletes, coaches, managers, trainers, medical staff, administrators, etc.) for both parade and formal occasions, as well as leisure wear.

Following the precedent established beginning with the Pan American Games of 1955, and successfully accomplished since, all clothing was sought as a donation by the mills and manufacturers of America. The work of the committee was broken down into two segments, wearing apparel to be procured by Max J. Lovell, as chairman of an apparel sub-committee, and competitive equipment and supplies by Marion H. Miller, Chairman.

Production time in the apparel industry is such that commitments for textiles and clothing must be made from 1 to 1½ years in advance of the date actually needed. Thus, the timetable required shipment of raw materials to manufacturers by December 1, 1958, and finished garments to be in our hands no later than May 1, 1959.

* * *

All items of apparel were donated by American textile mills and manufacturers and the extent of this generosity perhaps best can be obtained by citing some statistics—

There were in excess of 400 men's and 100 women's complete outfits, consisting of 21 separate items for the men, and 21 for the women (not adding for those which came in pairs or threes, such as hosiery). Those 11,000 items had to be individually and separately handled for packing and shipping. Warehousing space in New York for the accumulation and packing of this merchandise was also donated—approximately 2500 square feet, for a period of 5 months. Distributing space in Chicago, over 7000 feet, was likewise contributed.

Each outfit had a retail value of approximately $175, for a total of $87,500. Constant insurance coverage against fire and theft was carried in the sum of $50,000 from the first day of the receipt of goods, while in transit, and until delivered to each athlete. Together with the value of donated inventory, shipping and distributing space, garment alterations, etc., the all-over value of industry's contribution to the U. S. Pan American Team was over $90,000.

* * *

To transport all the apparel from New York City to Chicago required an entire 40 foot trailer truck for our exclusive use. The cargo consisted of



Deni Lovell



Report by
MARION H. MILLER
Chairman, Equipment and Supplies

611 cartons (both individual made-up outfits and merchandise in bulk for outfits still to be made-up). The total weight was 13,000 pounds (including some super cargo carried for the track team).

Late trial dates of many of the sports caused much concern and extra work for the Supplies Committee. Because of time requirements, we had to cease all packing of individual outfits by August 1st, since all merchandise had to be packed for transshipment to Chicago, for arrival there August 10th, only one week before team arrivals. This gave us but a scant week to set up and equip ourselves there. Those sports whose trial dates came after August first (or late July) —could not be taken care of in advance. As a result only 60% of the men's outfits were prepared prior to departure for Chicago; 176 outfits were prepared in Chicago, almost all requiring some alteration for trouser and sleeve length, etc., some even being issued on the day of the opening ceremonies parade. The women's outfits offered a comparable situation.

A number of Latin American teams in Chicago sought the aid of our committee in procuring various items of athletic equipment needed for competition. Upon recommendation of members of the USOC Executive Committee, this assistance was extended in every instance, sometimes at considerable inconvenience. Many expressions of appreciation were received as much of the equipment received from various companies was on a donated basis.

A description of U. S. Pan American Team wardrobe and list of donors follows: (All donors located in New York City unless otherwise indicated.)

MEN'S TEAM: Blazers—H. Daroff, Co., Inc., Philadelphia, Pa. White slacks—Hagger Co., Dallas, Texas. Gray slacks—The Meyer Company, Youngstown, Ohio. Dress shirts—Imperial Shirt Corp. Sport shirts—Cluett-Peabody & Co., Inc. Knit sweaters and cardigan sweaters—Jantzen, Inc. Neckties—Men's Tie Foundation, Inc. (silk fabrics for red-white-blue tie from Roxon Fabrics, Corp.; silk fabrics for blue tie from Samuel J. Aronsohn, Inc.; wool interlining from Ackerman Associates, Inc. and manufacture by Neckwear Inc., Chicago, Ill.). Socks—Esquire Socks. Belts—Canterbury Belts, Ltd. Shoes—Wolverine Shoe Corp., Rockford, Mich. Tie clasps—Shields, Inc. Robes (sarong) —Rabhor Robes, Inc. Bath slippers—Carolina Manufacturing Co. Handkerchiefs—S. E. Rains Company. Sun glasses—San Gloss Institute Inc. Shipping cartons—Gilbraltar Corrugated Paper Co., Inc., North Bergen, N. J. Emblems —Haefele Embroidery Co., Guttenberg, N. J. Hats—Flip-It Hat Co.

WOMEN'S TEAM: Hats—Millinery Institute of America, Inc. Blazers, white skirts, and gray skirts—College Town Sportswear. Sport blouse—Cluett-Peabody & Co., Inc. Blouses—Ship N Shore, Inc., Upland, Pa. Shoes—American Girl Shoe Co., Boston, Mass. Belts—Canterbury Belts, Ltd. Gloves and hosiery—Kayser-Roth Inc. Sweaters—Brownie Knitting Mills, Inc. Handbags—U. S. Handbag Co. Dusters—Jayment Fashions, Inc. Scarfs—Baar and Beards. Bath slippers—Carolina Manufacturing Co. Handkerchiefs—S. E. Rains Company. Sun glasses—San Gloss Institute, Inc. Shipping cartons—Gibraltar Corrugated Paper Co., Inc., North Bergen, N. J. Emblems—Haefele Embroidery Co., Guttenberg, N. J.

CONTRIBUTORS OF MATERIAL: Men's and women's blazers—Bonnaz Chemical Products, Inc. (through Burlington Mills). All slacks and skirts—J. P. Stevens & Co., Inc. Men's dress shirts—Deering Milliken & Co., Inc. Men's and women's sport shirts—Kenmill Textile Corp. Material for sarongs—Cone Mills. Fabric for dusters—Calvert Fabrics, Inc.

CONTRIBUTORS OF COMPETITIVE AND TRAINING EQUIPMENT: Training supplies—Jahnsen & Johnson, New Brunswick, N. J. Rubber soled shoes—Converse Rubber Co., Melrose Park, Ill. Men's swim suits and supplies—Adolph Kiefer & Co., Glenview, Ill. Women's swim suits and caps—Ocean Pool & Supply Co. Weightlifting uniforms—York Barbell Co., York, Pa. Zipper travel bags—Transworld Airlines, Kansas City, Mo. Trainers' supplies—Estapo-Lenge, Inc., Los Angeles, Calif., and Cramer Chemical Co., Gardner, Kas. Cycling tires—Arnold Schwinn & Co., Chicago, Ill. Track shoes and miscellaneous equipment —Wilson Sporting Goods Co., River Grove, Ill. Adhesive tape—Seamless Rubber Co., New Haven, Conn. Track shoes, for men and women —Adidas Shoe Co., Germany. Office and warehouse space in Chicago—Continental Casualty Company.

* * *

The work of preparation for the 1960 Winter Olympic Games was in process even during the hot months of the Pan American Games period of the previous year. An apparel operation of the magnitude required to outfit a U. S. Olympic Team takes at least 1-1½ years to plan, negotiate, enter into all the necessary contracts, and then to administer to final issuance. Thus, with the Pan American Games, Winter Olympics and Summer Olympics taking place within one year, the Supplies Committee had the most difficult task of handling three

Continued on page 40



PAN AMERICAN TEAM APPAREL checked by Marion H. Miller (left), chairman of the supplies and equipment committee, and Catherine D. Meyer, committee member, prior to distribution in Chicago.



MEMBERS OF THE WOMEN'S SWIMMING team smile when Jana Irwin (left) playfully models a men's cap. Teammates, left to right, are Tahisa Mae Sperling, Sue Gliders Duduch, Paula Meyer Pope, and Joel Dina Lenzi. All competed in the diving events.



INVENTORY OF PAN AMERICAN wardrobe items taken by Max J. Lovell (standing), team man of the sub-committee on apparel.



Shown above is the official parade uniform worn by members of the United States Men's Olympic Team at the opening ceremonies of the 1960 Games.

SUPPLIES AND EQUIPMENT

Continued from page 39

enormous projects practically all at the same time.

Again all of the items worn by the U. S. Winter Olympic Team were donated by American mills and manufacturers, as were collateral services and supplies such as warehousing space and shipping cartons. The value to the Olympic Committee, if these outfits, etc. had to be purchased, was $42,175. This figure does not include the value of accessories and special equipment donated to individual sports teams such as ski and skating, variously estimated at several thousand dollars more.

The competitive athletic equipment required by the winter sports teams is highly specialized and also limited in amount as compared with that used by the summer games teams. For this reason some of the winter sports committees were given authority by the supplies committee to negotiate for their own equipment, most of which was donated by suppliers, but subject to approval of the supplies committee chairman.



Shown above is the informal lounge wear provided for members of the United States Men's Olympic Team while in Rome, Italy, for the 1960 Games.

A description of U. S. Olympic Winter Games Team wardrobe and list of donors follows (all donors located in New York City unless otherwise indicated):

Parade hat (navy blue poplin with white knitted ear band)—**Olympic Sports Headwear Co.** Parade coat (parka style iridescent gray toggle coat with scarlet red nylon quilted lining, and detachable zippered hood of orlon pile in red, white, and blue)—**McGregor-Doniger, Inc.** Parade ski slacks (royal blue nylon-wool stretch pants)—fabric by **Angle Fabrics Co.** Parade boots for men (blue chukka boot of brushed pigskin)—**Wolverine Shoe Corp., Rockford, Mich.** Parade footwear for women (blue leather snow boot)—**Sandler of Boston, Needham Heights, Mass.** Athletic award sweater (full fashioned all-wool shaker boat neck pullover with five Olympic rings embroidered across the chest)—**Sargon Knitwear, Perth Amboy, N. J. Muffler** (white Australian zephyr with red and blue stripe at each end)—**Bumgan Sportswear Ltd., Newark, N. J.** Outdoor sweaters (white wool cardigan style with shawl collar and raglan sleeves in red and royal blue trim)—**Jantzen, Inc.** Sport shirt (navy blue machine washable woolen fabric, supplied by **Carleton Woolen Mills,** with single patch pocket trimmed with red and white)—**Levi Strauss & Co.** Pajamas set (navy and red, blazer-striped flannel coat, solid red trousers)—**Harwood Mfg. Co.** Duofold 2-layer underwear for men (two sets each, with long sleeve pullover shirt and elastic waist band and ski tight. One set in solid red, other in red and white stripe)—**Duofold Inc., Mohawk, N. Y.** Underwear for women (same style as men, one set in solid powder blue, other in powder blue and white stripe)—**Duofold, Inc.** Turtle neck T-shirt for men (two each, one white, other powder blue)—**Duofold, Inc.** Lounging slacks for men (gray slacks made of **Deering Milliken** all-worsted flannel)—**Thompson Co.** Skirt for women's indoor wear (gray wool flannel with boxed pleats)—**College-Town Sportswear.** Parade gloves (orlon shaker knit with hand tied cable pattern, red color)—**Ripon Knitting Works, Ripon, Wisc.** After ski boot (high bulk orlon, low cut with turtleneck cuff, sattie soles)—**Ripon Knitting Works.** Outdoor socks (various types, orlon and wool mixtures, two pairs each)—**Ripon Knitting Works.** Belt (solid scarlet red elastic web)—**The Hickok Company, Rochester, N. Y.** Sun glasses—**Sun Glass Institute Inc.** Shipping cartons—**Gibraltar Corrugated Paper Co., Inc., North Bergen, N. J.** Warehouse and shipping space—**New York Trade Show Building.**

CONTRIBUTORS OF competitive equipment for alpine and nordic ski teams: Parkas—**Reffee Manufacturing Co.; Sportcaster Manufacturing Co.; and Sun Valley Manufacturing Co.** Sweaters—Jantzen; Lasley Knitting Co. Ski pants—**Reffee Manufacturing Co., White Stag, Edelweiss,** Racing gloves—**Merit Blanc.** Ear bands—**A. & T. Ski Co.**

* * *

The operations for the 1960 Summer Games at Rome followed the Pan American Games and Winter Games so closely that some of the activities actually overlapped. Planning meetings of the committee were held over a year before and during the Pan American Games at Chicago. It was here that the committee decided on the use of summer or tropical weight material for the dress and parade uniforms.

The Rome apparel operation was by far the largest in history. Although

Shown above is the official travel uniform worn by members of the United States Men's Olympic Team enroute to Rome, Italy, for the 1960 Games.



Shown above is the informal dress wear provided for members of the United States Women's Olympic Team enroute to Rome, Italy, for the 1960 Games.

the "official party," consisting of athletes, coaches, managers, medical staff, trainers, etc., administrative personnel and executive board was listed at 420 men and women, the actual number of apparel procurement was in excess of that figure, including some surplus of sizes. The value of these outfits (including services) is estimated at $106,300., all donated by American mills and manufacturers. After distribution, the overage was donated to Italian charity, the American School for Boys and Boys Town and Girls Town of Italy.

A description of U. S. Olympic Games Team wardrobe and list of donors follow (all donors located in New York City unless otherwise indicated).

MEN'S TEAM: Parade uniform (navy blue blazer jacket with Olympic shield)—**A. Sagner's Son, Inc.** White slacks—**Thomson Company.** White dress shirts (2 pair, short sleeved)—**Fordham-Bardell Shirt Corp.** Dress shoes (black, Ross style oxford)—**Thom McAn.** Parade hat (boater style straw, with red, white, and blue band)—**Bell Corporation of America.** Tie (red, white, and blue striped silk)—**Burma-Bibas, Inc.** Belt (one-inch double adjustable web in flag red color, with Olympic insignia on buckle)—**Hickok Manufacturing Company, Inc., Rochester, N. Y.** Travel uniform: sport jacket (olive green checked with Olympic shield insignia)—**McGregor-Doniger, Inc.** Olive slacks—**Hagger Company.** Knit sport shirt (beige with Olympic torch emblem)—**Phillips-Van Heusen Corporation.** Sport shoes (oxford gray, brushed pigskin moccasins)—**The Wolverine Shoe Corporation,** Rockford, Mich. Other lounge wear: White knit short sleeve sweater-shirt (red and blue collar trim)—**Puritan Sportswear Corporation.** Navy blue slacks (matching blazer jacket)—**Thomson Company.** Sport shirt (long sleeved, olive color, Olympic wreath and torch pattern)—**Cone Mills, Inc.** Miscellaneous: Socks (two pair blue, two pair black stretch socks, one pair white stretch athletic sock)—**Esquire Socks.** Shorts, pajamas and cotton bathrobe (matching)—**Harwood Manufacturing Corporation.** Team member also provided with sun glasses, white plastic raincoat, lightweight Pullman-type travel suitcase, Olympic insignia patches for trading.

Fabrics for the blue jackets, white slacks, and blue slacks were contributed by the **Burlington Industries.** Fabrics for the sport jacket and olive slacks were contributed by **Galey and Lord.** Yarn for the knit sweater shirt was contributed by the **Atwater Throwing Company.**

WOMEN'S TEAM: Parade uniform: navy blue blazer jacket with U. S. Olympic shield, white, side-pleated skirt, white sleeveless sharkskin blouse (pastel blue), and white short sleeved sharkskin blouse (for official receptions)—**College Town Sportswear.** Red textured leather pumps—**Thom McAn.** White beret hat, with red and blue ribbon—**Seffalt.** White stretch nylon gloves, also nylon hosiery—**Kayser-Roth, Inc.** Travel uniform: red sport jacket with U. S. Olympic shield, and navy blue skirt (matching parade jacket)—**College Town Sportswear.** White knit, short-sleeve sweater-shirt (red and blue collar trim)—**Puritan Sportswear.** Navy calfskin leather sport shoe with crepe sole—**Thom McAn.** Other casual wear: blue knit sweater shirt with Olympic torch and insignia—**Phillips-Van Heusen Corp.** Red webbed belt with Olympic buckle insignia—**The Hickok**



Shown above is the official parade uniform worn by members of the United States Women's Olympic Team at the opening ceremonies of the 1960 Games.

Manufacturing Co. Long sleeved olive sport shirt with Olympic wreath and torch pattern—**Cone Mills.** Miscellaneous: sharkskin pajamas and cotton robe (matching design and pattern) —**Harwood Manufacturing Company.** Team member also provided with bath slippers, sun glasses, white plastic raincoat, lightweight Pullman-type travel suitcase, Olympic insignia patches for trading.

Fabrics for the blue jacket, blue skirt contributed by the **Burlington Industries.** Yarn for the knit sweater shirt contributed by the **Atwater Throwing Company.**

Storage, packaging and shipping facilities for both men's and women's apparel contributed by the **New York Trade Show Building.**

DONORS OF ATHLETIC EQUIPMENT were: Warm-up suit material—E. I. duPont deNemours & Co., American & Efird Mills, Inc., Bennington Mills (Suffolk Knitting Co.), T-shirts—**Johnstown Knitting Mill Co.**, Inc., Johnstown, N. Y. Rubber soled shoes—**Converse Rubber Co., Melrose Park, Ill.** Towels—**H. Lowenstein & Sons, Fieldcrest Mills, Inc., Spray, N. C., West Point Mfg. Co., West Point, Ga.; Callaway Mills Co., LaGrange, Ga.; Muscogee Mfg. Co., Columbus, Ga.; and Dundee Mills, Inc., Griffin, Ga.** Swim suits and caps—**Arnold Kiefer & Co., Glenview, Ill.** Sweat suits—**Seffalt, Inc., Cambridge, Mass.** Sweat shirts —**Arnold Schwinn & Co.** Swimming trunks and athletic supporters—**Jantzen, Inc.** Coffee mugs—**Co. Heel cups—M-F Athletic Co.** Ice bags—**A. R. I. Yachting shoes—Bass Co.**

Continued on page 42

SUPPLIES AND EQUIPMENT

Continued from page 41

Randolph, Mass. Fencing shoes—Mishawaka Rubber Co., Inc., Mishawaka, Ind. Track shoes for men and women—Adidas, Germany; Wilson Sporting Goods, River Grove, Ill. Bras and girdles—Form-Fit Co. (Mayer & O'Brien), Chicago, Ill. Miscellaneous: carryall bags—Beanie Manufacturing Co., Newburgh, N. Y. Electric shaves (for men and women)—Remington Rand Co. Satin material—William Skinner & Sons.

DONORS OF medical and trainers' supplies were: Beckton, Dickinson & Co., Rutherford, N. J.; Chattanooga Pharmacal Co., Chattanooga, Tenn.; Johnson & Johnson, New Brunswick, N. J.; C. B. Fleet Co., Inc., Lynchburg, Va.; Burroughs Wellcome & Co., Tuckahoe, N. Y.; Lederle Laboratories, Pearl River, N. Y.; Pfizer & Co., Inc., Brooklyn, N. Y.; Merck Sharp & Dohme, Teterboro, N. J.; Wyeth Laboratories, Philadelphia, Pa.; Lorvan Laboratories, Inc., Erie, Pa.; A. S. Aloe Co., St. Louis, Mo.; Ethicon, Inc., Doho Chemical, New York, N. Y.; Warner-Lambert Pharmaceutical Co., Morris Plains, N. J.; Parke Davis & Co., Detroit, Mich.; Seamless Rubber Co., New Haven, Conn.; Cramer Chemical Co., Gardner, Kas.; Elle Electric Corp. (whirlpool baths), Williamsport, Pa.; Tampax, Inc., Palmer, Mass.; American Cyanamid Co., Danbury, Conn.; Eli Lilly & Co., Indianapolis, Ind.; National Drug Co., Philadelphia, Pa.; Ciba Pharmaceutical, Summit, N. J.; Abbott Laboratories, North Chicago, Ill.; Baxter Laboratories, Morton Grove, Ill.; The Robt. Bussey Co., New York, N. Y.; Eaton Laboratories, Norwich, N. Y.; William S. Merrill & Co., Cincinnati, Ohio; Theo. Lemming & Co., New York, N. Y.; Roche Laboratories, Nutley, N. J.; Schering Corporation, Bloomfield, N. J.; Searle & Co., Chicago, Ill.; Smith, Kline & French, Philadelphia, Pa.; Upjohn Company, Winthrop Lab., New York, N. Y.; Wintersmith Chemical Co., Louisville, Ky.; Cenco Products Corporation, Bridgeport, Conn.; Pfanstiehl Laboratories Inc., Waukegan, Ill.; Noxal Products Co., Monterey Park, Calif.; Burdick Equipment Co., Inc., New York, N. Y.; Unitex, Inc. Monterey, Calif.; Kwik-Kold Inc., Moberly, Mo.

* * *

The total evaluation of donations for the three sets of Games is $235,475—all, as previously indicated, donated to the U. S. Olympic Committee with literally hundreds of suppliers participating.

Procurement of the athletic equipment for the Rome Games was also complicated by the closeness of trial dates to the time of departure as well as the number of teams that required additional gear for the training development period after the trials. Squads that used a large amount of equipment for training in this country included basketball at West Point, wrestling at Norman, Okla., track and field at Eugene, Ore., boxing at Ft. Dix, N. J., and others to a lesser degree. All had to be outfitted immediately after their trials for practice and exhibitions, in addition to the uniforms to be worn during the competition at Rome.

Competitive uniforms and equipment for the Games were made up and shipped direct to Rome on the chartered planes with the teams and was issued to team managers at the Olympic Village. This ensured new, clean suits for the actual competition. Bulkier items such as towels, cigarettes, cycling tandems, rowing shells, whirlpools, etc. were shipped by boat to Naples, thence to Rome by train.

A departure in the material used for warm-up suits for all teams was made from the past. Bright American Blue Orlon Fleece material, donated by suppliers through the E. I. duPont deNemours & Co., was trimmed in scarlet and white with the standard USA lettering on the front of the jackets by the Wilson Sporting Goods Co. Also royal blue shirts with scarlet and white trim and lettering USA on the front was issued to the men's and women's track teams instead of the white shirts with red and blue sash stripes previously worn by US teams. The experiment met with general approval for better visibility at the finish line.

It was only by the close control of factory production that the tailor-made competitive uniforms of several teams could be made up and delivered in time after late trial dates. Some uniforms were made and delivered in less than one and two weeks. Full Wilson factory facilities were at our disposal for this purpose.

All of our surplus donated training supplies were given to teams from other countries as a good will gesture. There were no surplus competitive supplies.



LIGHTWEIGHT SUITCASES and duffle-bags, packed full with clothing and other items, were furnished all members of the Olympic Team headed for Rome. Marion H. Miller (left) presents case to Steve Witkowski, head trainer.



AWAITING SHOE EXCHANGE REQUESTS, Max Lovell, supplies and equipment committeeman, checks supply in headquarters at Olympic Village in Rome.

Transportation Of U. S. Athletes Complicated By Unavoidable Change In Assembly Procedures

Editor's Note—Daniel J. Ferris, honorary secretary of the Amateur Athletic Union of the United States, has been affiliated with the U. S. Olympic Association in various capacities since 1928. Currently, he is a member of the USOA board of directors, member of the USOC executive board, and chairman of the USOC transportation committee. He was assistant secretary of the AAU from 1914 to 1926, then was named secretary-treasurer of that national organization in 1928, a position he held until 1958 when he retired and accepted the responsibility of handling foreign sports relations for the AAU on a part-time basis as honorary secretary.

* * *

TRANSPORTING the United States Teams to the 1960 Olympic Games at Rome, the 1960 Winter Olympic Games at Squaw Valley, California and to the 1959 Pan American Games held at Chicago, Ill., presented more burdensome tasks for the Olympic Transportation Committee than is the case when all three events are held outside the United States. This is because most of the team members in the Winter Olympics and the Pan American Games made the trip to their training centers or to the Games as individuals with the result that each required special handling.

Transportation of the various units of the U. S. team to the Pan American Games in Chicago required close coordination with the Food and Housing Committee as well as with the committee handling bus and automobile transportation from the Chicago airports to the men's housing on the University of Chicago campus and the Shoreland Hotel on Lake Shore Drive which housed women. Individual round trip air tickets were either mailed to team members or issued-wired to the airport nearest them.

In many cases, members of the team preferred to travel to Chicago by automobile, necessitating the cancellation of air tickets and obtaining refunds.

Arrangements were made for the homeward journey the day following the completion of the various sports. These dates ranged from September 1st to September 7th and included the Labor Day weekend which made more difficult the problem of obtaining reservations on airplanes for those who failed to follow our instructions. However, with the cooperation of the representatives of the American Airlines, Trans World Airlines, United Airlines and Capitol Airlines, all members of the team were on their way home by September 8th.

* * *

For the Winter Olympics the members of the Hockey Team assembled at West Point for training, following which they played a series of practice games across the country before reporting to Squaw Valley. They not only arranged for their transportation, but also paid the bills.

Through special permission, the manager of the Ski Team made all transportation arrangements for the skiers to the cities where they completed their training following the tryouts, and then on to the Games at Squaw Valley.

This left only the speed and figure skaters, and the Biathlon Team to be transported by our Committee to their training quarters and then to the scene of the Games and back to their respective homes following the Games.

* * *

For the Summer Olympics air transportation was agreed upon for the trip to Rome following a vote by the various games committees. Pan American World Airways was selected as the carrier for the team numbering approximately 425 athletes. The Committee chartered five DC-7C planes for this air-lift. The first flight left New York on August 13th; another on the 14th, two on the 15th and one on the 18th. On the return trip one chartered plane left Rome on September 8 and 9, and two on September 12. The fifth left from London where the track team engaged in a match against the British Empire. The basketball team which played a series of games in Paris, joined the track team in London.

A comprehensive directive was prepared and distributed by the Transportation Committee to all members of the Olympic family. It set forth the schedule of departures from New York for the eastbound trip and from Rome



Lyon



Simms



Report by
DANIEL J. FERRIS
Chairman, Transportation

for the homeward journey; also requirements for passports, vaccination certificates, baggage information and assembly of the squad.

All team members were called upon to report in New York City for processing 48 hours prior to departure. By stressing the importance of having a valid passport in order to be eligible to make the trip, few reported without this important document.

The Track Team was assembled at the University of Oregon at Eugene, Oregon for training before competing in warm-up meets in Eugene, In Long Beach and Mt. San Antonio in California, and then was brought by jet flights to New York for departure to Rome. The trip between Eugene and Los Angeles was made by chartered plane.

The Basketball Team played in three training games after being assembled at West Point, N. Y. The Boxing Team, two men in each class, were brought to Camp Dix, New Jersey, for two weeks training. The Weightlifting Team prepared at York, Pa., the Wrestling Team at Tulsa, Oklahoma, the Men's Swimming Team at Michigan State College, East Lansing, Mich., the Women's Swimming Team at Indianapolis. It was the responsibility of our committee to transport the individual members of these groups to their training camps and then to New York for the trip to Rome.

Each team manager was briefed regarding the duties and schedule in Rome, and every effort was made to comply. The men's track and field team and the basketball team were

(Continued on page 44)



PASSENGERS ON OLYMPIC CHARTER *Right No. 3 line up just prior to departure for Rome in mid-August.*



JAMES McGUINNESS of Pan American World Airways types seating chart for one of the five charter planes scheduled to return to the United States at conclusion of the Games in Rome.



DANIEL J. FERRIS, transportation committee chairman, checks over passenger lists with assistants James Simms (center) and James Lyon (right) as time for return to United States nears.



FRANK BURTIS of American Airlines studies varied requests for travel accomodations in United States.



WEIGH-IN TIME finds these U. S. Olympians packed and ready for the return home after the Games.

TRANSPORTATION

Continued from page 43

the last to depart for Rome. Competitions for them had been arranged in Switzerland. The Track Team participated in an International two-day meet in Zurich and the Basketball Team played a game in Geneva and one in Lugano. Both teams made the trip from Switzerland to Rome by train to take advantage of the scenic trip through the Alps.

One of the Committee's most difficult problems was in trying to satisfy members of the team who wanted to remain abroad for travel and sightseeing.

We are particularly indebted to the Pan American World Airways and the American Airlines, which companies made available James McGuinness and Frank Burtis, respectively, to assist the Transportation Committee. Both made the trip to Rome and rendered valuable assistance in coordinating the overseas and domestic transportation.

Feeding And Housing Athletes Huge Task But Committee 'Know-How' Gets Job Done

(EDITOR'S NOTE—Charles L. Ornstein has been chairman of this important USOC Food and Housing Committee since 1928 and, in that capacity, has attended the Olympic Games, the Winter Games, and the Pan American Games held during the resulting period. He also has been a member of the USOC Executive Board and a national leader in AAU activities for a similar span of years. Currently he is vice-president and general manager of the Willard Hotel in Washington, D. C.)

THE task of housing and feeding the United States contingents at the Pan American Games, the Olympic Winter Games, and the Olympic Summer Games, although a familiar one to those of us charged with that responsibility, offered new challenges during the 1959 and 1960 operations. But, whatever the problems encountered, application of basic management principles learned in many previous Olympic ventures, plus excellent assistance from experienced personnel and whole hearted cooperation of all the respective team managers, brought prompt and satisfactory solution.

Entrusted with carrying out the many details of food and housing management were a number of veterans, wise in the ways of handling Olympic operations. Herman G. Rusch, executive food director of the Greenbrier at White Sulphur Springs, West Virginia, who was with the 1956 team in Melbourne, Australia, was appointed executive chef for the Games at Chicago, Squaw Valley, and Rome. Catherine D. Meyer, who served in administrative capacities at the Olympic Games of 1948, 1952, and 1956 and the 1955 Pan American Games, was named stewardess for both the Pan American and Rome Games. Irwin W. Weiss, who gained experience in the 1955 Pan American Games, was selected to be men's steward at the Rome Games. Ado Taylor Sackett, on the administrative staff at the 1936 and 1948 Olympics, was picked to be stewardess at the Winter Games in Squaw Valley.

Other appointments included Fred Maggiora as steward at the Winter Games and Mrs. Ethel M. Fisher as stewardess in charge of women's quarters at the Summer Games in Rome.

* * *

Operation Chicago (Pan American Games): With the largest USA participation ever in Pan American competition, the various sports teams were quartered in four separate housing units. The shooting and modern pentathlon teams were located at Ferry Hall, a private school in Lake Forest, Ill. The rowing and equestrian teams were housed in dormitories at North Central College, Naperville, Ill. All other men's teams were placed in Burton Judson Court on the campus of the University of Chicago. The women's teams stayed at the Shoreland Hotel on Chicago's South Side, not too distant from Burton Judson Court which also provided offices for the USA administrative staff.

The extreme heat and high humidity encountered in Chicago, the distance to practice sites and competitions, the very early and very late hours of competitive events, all were factors which affected the important task of feeding the USA athletes. Executive Chef Rusch, after inspecting the catering facilities of the University where about 1400 of the 2400 competitors from 21 nations were served, found the menus were calculated for proper calory-count but mostly in form of carbohydrates instead of protein. An immediate change was necessary and this soon was accomplished with the help of Pan American Village Manager, Col. Theodore J. Isaacs and Executive Assistant Richard Thorne.

The menus then were planned on a three-day basis of high protein with a balanced diet averaging an intake of about 3000 to 4000 calories, 25,000 units of vitamins, high minerals, especially calcium, iron, iodine, and phosphorus. Dietary rules required the athlete to drink at least one quart of milk and three glasses of citrus fruit juices daily.

* * *

The records of the arrivals and departures of the teams were maintained by Catherine Meyer and proved to be a somewhat different operation than experienced before. Only a few teams arrived as a unit, or even on the same date. In some instances, athletes reported the day before and left the day after their event was completed. This not only affected the bookkeeping of our committee but was reflected in the workload of the Transportation committee as well as that of the Treasurer and assistant Treasurer. Of course, this was dictated by individual circumstances which did not allow the U. S.



Report by
CHARLES ORNSTEIN
Chairman, Food and Housing

Olympic Committee to conduct its assembly in the usual manner. Nevertheless, the work was accomplished, thanks to the wonderful cooperation of the various team managers.

A total of 368 men and 93 women were housed at the four centers, Burton Judson Court caring for 286 men as the biggest unit.

The Food and Housing Committee is deeply appreciative of the cooperation received from Col. Isaacs, Village manager for the Chicago Organizing Committee, and his assistants, Richard Thorne and Richard Staveley. Special thanks also must go to Miss Kay, Jim Dalton, Jim Newman, and all of those who served the USA team at Burton Judson Court; to Mrs. Ladd and Jim Kenney at Ferry Hall; to Mrs. Ella Dute, Mr. Arias, and Mr. Thornton at North Central College; to Elizabeth Felbianer and her staff at the Shoreland Hotel, and to Lucille Wilson of the Chicago Organizing Committee.

* * *

Operation Squaw Valley (Winter Games)—A perfectly organized catering system for athletes functioned at Squaw Valley and the Organizing Committee for these Winter Games deserves full praise. Athletes from all competing nations had their meals in the same dining hall and Peter Rasmussen, the executive chef for culinary operation at Squaw Valley, added two continental dishes to breakfast and dinner to give meals [illegible] for Europeans. The best [illegible] was served, drawing raves [illegible] gastic comment.

Our Mr. Rusch was [illegible] Games



Fisher *Mayer*



Weiss *Rusch*



Sackett *Maggiora*

FOOD AND HOUSING

Continued from page 45

cerned over the way our athletes were attracted to the food but, after interviewing coaches who pointed out that, for the winter competitions, athletes did not have to worry too much about overeating because of the strenuous performances, cold weather, and high altitude, he was greatly relieved. An average of 1,500 persons were served each meal and approximately 140,000 meals were served during the month of February. In addition, about 300 to 400 box lunches were provided to those whose schedules did not allow them to return to the dining hall at the proper hours.

Meanwhile, the ice cream and milk bar operated by the American Dairy Association along with the hot dog stand conducted by the California Meat Packers group were real attractions at the recreation center and added great prestige to American hospitality.

All athletes and team officials were literally housed together under one collective roof. Four dormitories, three men's and one women's, connected by walkways, were situated in the southeast corner of the Valley. They were within five minutes' walk of all competitive areas, except the cross country course. Each dormitory was a three-story, 150-room building. Each floor contained 25 bedrooms, one toilet and shower room, one tub-room, one storeroom, and one service room. Additionally, there were two drinking fountains, three fire extinguishers, two fire hoses, and two fire alarms on each floor.

The bedrooms were 15' 5" by 11', each housing four persons with surprising comfort. The USA team used 32 rooms for 109 persons in all.

Deserving compliments for excellent accommodations and service are Village Manager Robert Minerich; Mrs. Anne Chapman, reception center manager; Edward Lansdale, Richard Dunham, and Mrs. Leona Garrett, executive housekeeper.

* * *

Operation Rome (Summer Games) —Advance planning, aided by the Chairman's preliminary inspection of Olympic housing and athletic facilities in Rome, resulted in highly satisfactory accomodations for the U. S. Olympic Team. The committee staff went to Rome several days in advance of the official contingent and had everything in readiness for the arrival of the various teams from the USA.

The Olympic Village, especially constructed for the Games in urban Rome, was planned as a permanent modern housing facility later to be used for Italian government workers. Two centrally located buildings in the area were allotted to the US men's contingent. Here, the 50 apartments available were assigned to 15 teams and their officials, numbering 312 persons in all. Some of the space was turned over to the medical and training units, supplies and equipment, and administrative offices. All of the 63 women on the U.S. Team were housed in a special fenced-in section of the village, occupying six apartments in a building assigned to English speaking nations. Here, as in the men's section, all of the apartments proved to be light and airy, with rooms comfortably furnished to accomodate, for the most part, two persons.

The USA dining room was located a short and approximately equal distance from both the men's and women's quarters. All menus were made up as had been agreed upon in previous conferences. Beef was served on every meal, steaks or roast, boiled or potted, plus roast chicken or scallopini of veal. Roast baby lamb, turkey, and fresh calf's liver appeared on the menu every three days and was served to competitors before their events. There was also fresh fish served on every meal, poached, in butter, or steamed. Scampi or cannaberoni was the favorite among the US athletes.

Included in the fresh green vegetables served were tiny string beans, leaf spinach, zucchini, swiss chard, carrots and beets. Boiled rice, baked or chipped potatoes plus an Italian pasta was a constant choice of the daily meals. Clear consomme or chicken broth soup, and a vegetable soup, also was available. For dessert, there was ice cream, cookies, and fresh fruit such as grapes, peaches, and pears. The beverages were milk, coffee, tea, ovaltine, and hot chocolate.

* * *

The US dining unit was managed by Cicolella Vittorio, the chef was Galuzzi Mario, and the inspector, H. Gattoni. In the unit, there were 76 employees consisting of cooks, waiters, pantry men, cleaners, and helpers.

Originally the meal hours were posted for breakfast from 7 to 9 a.m. lunch from 11 a.m. to 3 p.m., and dinner from 7 to 9 p.m. However, these hours did not work out because of the competition but negotiation with Col. Giuseppe Fabre, commanding officer of the Olympic Village, soon resulted in the satisfactory arrangement of keeping the dining unit open from 5 a.m. through to 3 a.m. daily. Many competitors otherwise might not have been able to get their proper meals since their competitive schedules often did not end before midnight or later.

After some testing, only the homogenized (1.8 fat content) milk proved palatable for our athletes and by serving only this kind the diet was not upset. Originally there had been six different forms of milk provided. The Rome water was quite satisfactory and although the USA had five different types of mineral water available, the latter were not approved. The Italian bread, made of unbleached flour and water, was compact, not spongy, and very tasty.

* *

Prior to the arrival of the first chartered plane, the food and housing staff visited Lake Albano where the rowing and canoeing events were to be held. During the Chairman's earlier inspection trip to Rome, it was anticipated that the hour long bus ride to and from the Olympic Village to the lake would prove wearisome and it was arranged that our athletes in those events could have their noonday meal at the Centro Internazionale Pio XII per un Mundo Migliore, the papal summer retreat. Arrangements also were made to provide cots and space in which to rest before a second workout in the afternoon. Later, because of the extreme heat and crowded traffic conditions, this setup proved a blessing.

When the first chartered airliner arrived from the United States on Aug. 12 the athletes aboard were met and escorted by bus to the Village where they were assigned to their quarters. Luggage followed by truck and was distributed in short order. The next three charter flights were met and handled in the same manner so by Aug. 16, most of the U. S. Olympic team was in the Village. The fifth and final plane, carrying the men's track and field team, plus the basketball squad, arrived on Aug. 23.

With the exception of the Yachting group which was housed in Naples, close to the site of their competition, the entire US Team was now assembled in the Village. This also included the Equestrian team which had arrived after several months competition throughout Europe.

Every effort was made by our Committee to meet the requirements of each of the teams and provide for their well being. Herman Rusch efficiently supervised all meals in the dining room and arranged for box lunches for those requesting them. Irwin Weiss was untiring in his efforts to foresee the needs of the several hundred men residing in the US building and all of the women living in the women's compound were cognizant of the thoughtfulness of Ethel Fisher and her attention to small details which made for a comfortable and pleasant stay. Catherine Meyer carefully kept the records of arrivals and departures of USA personnel and prepared detailed daily reports for the Village Accounting Department.

* * *

The Organizing Committee, under Village Director Fabre, did everything possible to make the United States contingent comfortable and content. Major S. Vasante and Captain Manlio Angelino who were in charge of the buildings housing the USA men, were most helpful and worked closely with our staff. The buildings in the women's compound were staffed by a group of volunteer professors on summer vacation from their teaching duties in schools and universities. These women, after a training and orientation session during July, were on hand to greet the women athletes from all over the world. Professor A. Gotta in charge of this group and, in particular, her assistant, E. C. Nardi, as well as Professor E. Gismondi who supervised the building which housed the USA girls, were most efficient and cooperative.





OLYMPIC VILLAGE siestas (above) under the brilliant Italian sun were favorite pastimes for American athletes. Meanwhile Kay Meyer (left) types out menus prepared by Chef Hermann Rusch while Food and Housing Director Charles Ornstein (center) supervises. At the right is Steward Irwin Weiss who proved to be the original "Mr. Fixit".



ETHEL FISHER (left) and KAY MEYER check over accounts for the U. S. [illegible] in the Olympic Village. Executive Chef Rusch beams happily over the special cake [illegible] were presented to Pan American gold medal winners on the U. S. Team. Below, [illegible] from the U. S. dining hall at the Olympic Village.

ASST. EXEC. DIRECTOR

Continued from page 37

pic House. Work also is progressing on building up informational files on all persons who through the years have participated in the Olympic Games as US representatives, coaches, managers, trainers, etc. Scrapbooks containing press clippings and photographs of Olympic personalities and events also are being completed for the official library files.

During the past four years, an "Olympic News Letter" was published periodically with a mailing list of approximately 4,500. Twelve issues were published during the period of 1957-1960 inclusive, many of the issues running 16 or 20 pages in content.

SECRETARY'S REPORT

Continued from page 31

correspondence, bulletins, and the latterly established News Letter, which was mailed also to all USOA member organizations, to all individuals having membership in the USOC, and to Olympic fund donors.

* * *

For the trip to the Rome Games a team dispatching station was set up at the Vanderbilt Hotel in New York City. Here each successive plane-load of athletes checked in for two days of processing—a procedure which involved the examination of passports and other documents, the conduct of medical examinations, the making of official individual photo portraits, and the issuance of wardrobes supplied to team members. Direction of this entire operation was the responsibility of Charles E. J. Kunz of the U. S. Olympic headquarters staff; he carried out the prodigious task involved with his characteristic efficiency and unfailing attention to detail.

Similar processing was done prior to the Pan American Games and Winter Games, but on a greatly reduced scale.

* * *

Thomas F. Lennon, whose principal and invaluable Olympic service in recent years has been rendered as chairman of the Association's finance committee, once again filled a second position in 1959 and 1960, that of Assistant Secretary. His performance in this role was of great help to the organization as a whole, and particularly to its Secretary.

* * *

Readers of this 1960 U. S. Olympic Book will quickly note that its overall makeup differs essentially from that of previous issues. Earlier volumes were in effect reports of the USOA's and USOC's internal operations as well as reviews of United States participation in the three great international sports competitions. In this instance the stress has been placed on athletics rather than administration, in the hope that a more complete and more interesting record book would result. The 1960 U. S. Olympic Book presents an exhaustive account of the performances of the various teams and their members, but the detailed reports from the Games Committee chairmen, the team coaches, and the managers — documents of vital importance, but of principal interest intramurally—have been diverted to a new publication, Quadrennial Report, which will be distributed to U. S. Olympic Association and Committee members in December.

* * *

The Olympic program for these past four years was grievously marred by the death on May 27, 1960, of John "Terry" McGovern, long-time legal advisor of the USOA and its officers, and of a succession of Olympic Committees. His loss was severe, and keenly felt in many circles. Terry McGovern possessed wit and charm, intellectual brilliance, and powers of incisive analysis and clear presentation which were not dulled as his years advanced through the seventies and into the eighties. He was dedicated to many and varied outside interests, Olympism in this country holding a major place among them. He gave unstintingly of his time, energy, and self to the USOA. Significantly, the last day which he spent in his law office was devoted almost exclusively to Olympic business. Your Secretary shares heavily in the poignant sense of loss felt by all of Terry's associates; to him Terry was for 25 years an ever-ready guide, a sage counselor, and a good friend in need and out.



ATHLETES FROM 20 Nations mingled together in this spacious dining hall at the Olympic Winter Games in Squaw Valley. Meals were served cafeteria style.



UNITED STATES FIGURE skaters, Barbara Roles (left) and Carol Heiss pass each other near entrance of women's dormitory at Squaw Valley. At Rome's Olympic Village, U. S. gymnast John Beckner (right), unpacks in team headquarters.

Best Of Medical And Training Services Were Provided For All U. S. A. Teams At Games

(Editor's Note—T. Nelson Metcalf, chairman of the USOC Medical and training services committee, has been with the U. S. Olympic Association since 1929 and served in many administrative capacities at the 1936, 1948, 1952, 1956, and 1960 Olympic Games. He retired as director of athletics at the University of Chicago in 1956 but continued his association with the USOC. He was retained by the Olympic Winter Games Organizing Committee to serve as administrative consultant during the competition at Squaw Valley in 1960. Currently he is a member of the USOC executive board.

* * *

ONE of the great responsibilities accepted by the United States Olympic Committee concerns that of providing the very best of medical and training services for the members of its sports teams during the three sets of Games. This assignment was entrusted to the U. S. Olympic Medical and Training Services Committee of which T. Nelson Metcalf was chairman.

This group and its sub-committee on trainers thoroughly screened the applications of 27 physicians, 20 nurses, and 42 athletic trainers, all of whom had volunteered their services without remuneration. Final appointments of committee members was made in March, 1959 and the committee based its selections on several principles which past Olympic experience had proved sound.

In choosing team physicians, the committee found it desirable to consider only those who had experience both as athletic team doctors and as internists or general practitioners. The very limited quotas established by the International Olympic Committee virtually precluded the selection of specialists.

The committee also sought to place in each official team delegation at least one doctor who was experienced in the supervision of athletic trainers.

Nurses who had gained experience in student infirmaries or large general hospitals were preferred while trainers were best qualified in having one or two degrees in physical education, or certificates in physical therapy, besides long experience as team trainers under competent medical supervision.

Those chosen deserve the thanks not only of the U. S. Olympic Committee but of all members of the official Games delegations. All of them donated their time and effort, often at personal sacrifice. They made themselves available not only for the trip which covered several weeks but for the weeks of pre-departure training periods. At the Games, their work was such that they rarely saw the competitions.

The approved selections for the three sets of Games were as follows:

1959 PAN AMERICAN GAMES

Team physicians—Dr. Willis L. Jacobus, Los Angeles, Calif., and Dr. Loyal W. Combs, Purdue University student health service, Lafayette, Ind.

Nurses—Mrs. Anne M. Mitchell, N. J., and Miss Joann Wojciechowicz, Bronx, N. Y.

Trainers—James C. Emmerich (head trainer), South Dakota State College, Brookings, S. D.; Marshall Cook, Montana State College, Bozeman, Mont.; Robert H. Gunn, Goose Creek Consolidated Independent School District, Baytown, Tex.; M. Sgt Fred Lenn, U.S. Marine Corps, Washington, D.C.; William F. X. Linskey, Cambridge, Mass.; Mrs. Irene L. Pohl, Wayne, N. J.; Allen Sawdy, Bowling Green State University, Bowling Green, Ohio; George F. Sullivan, University of Nebraska, Lincoln, Nebraska; Richard A. Wargo, University of Connecticut, Storrs, Conn.; and Mrs. Frank J. Wiechec, Plymouth Meeting, Pa. At the outset of the Games two more men were added, Isadore Wasserman, Newark Public Schools, Newark, N.J.; and Georges L. Cointe, Cornell University, Ithaca, N. Y.



Sturm



Brock



Boyle



Zanfrini

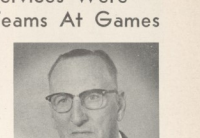

Report by
T. NELSON METCALF
Chairman, Medical and Training

1960 OLYMPIC WINTER GAMES

Team physician—Dr. Avery E. Sturm, Yosemite National Park, Calif.

Nurse—Mrs. Donald W. Brock, El Centro, Calif.

Trainers—Edward Zanfrini, Princeton University, Princeton, N. J.; Francis J. Boyle, University of Idaho, Moscow, Idaho.

When the hockey team was formed and ready to begin a long training tour, Dr. William G. Atmore, Duluth, Minn., and Ben Bertini, Lexington, Mass., were specially assigned to that group as physician and trainer, respectively.

1960 OLYMPIC GAMES AT ROME

Team physicians—Dr. Harry R. McPhee, Princeton University, Princeton, N. J.; Dr. Daniel P. Hanley, Bowdoin College, Brunswick, Maine.

Team nurses—Miss Gertrude A. O'Neill, Princeton University, Princeton, N. J.; Miss Anne M. Pupac, Washington, D. C.

Team trainers—Steve E. Witkowski (head trainer), Wesleyan University, Middletown, Conn.; Henry L. Andel, Georgia Tech, Atlanta, Ga.; [illegible] B. Bakke, University of Wisconsin; Marty J. Broussard, Louisiana State University, Baton Rouge, La.; [illegible] Celeste A. Hayden, U.S. Air Force, San Houston, Texas; Dean Kenny, Uni[illegible]



McPhee Hanley

O'Neill Pupac

MEDICAL AND TRAINING

Continued from page 49

versity of Kansas, Lawrence, Kans.; Kenneth B. Rawlinson, University of Oklahoma, Norman, Okla.; Julius H. Reichel, Syracuse University, Syracuse, N. Y.; Miss Marie T. Wagner, Lafayette Hill, Pa.; and Alfred J. "Duke" Wyre, University of Maryland, College Park, Md.

* * *

A review of the activities by the respective staffs is best given by official reports made by each of the head physicians. Dr. Willis L. Jacobus, who headed the staff at the Pan American Games, revealed that the first duty was to organize and set up provisions for first aid medical care and to assist the various team coaches in preparing the athletes for the events.

"However, while the primary interest was the condition and health of United States athletes, advice and treatment was given athletes of visiting nations as well," Dr. Jacobus said.

"To assist the doctors in their care of the athletes," the report continued, "the trainers were given assignments to the various teams and, as far as possible, the trainers stayed with those groups for the entire period. In addition, the two nurses lived in the Shoreland Hotel quarters with the women athletes. Training quarters and a first aid station were established in the Burton-Judson Court at the University of Chicago (Pan American Village for the athletes), while a similar center was maintained at the Shoreland.

"Equipment and supplies included all necessary medicines, first aid materials, tape and bandages, hypodermic syringes, whirlpool bath, ultrasonic radiation machine, heat lights, moist packs, and a diathermy machine.

"Practically all the care for the athletes could be accomplished in this manner but provisions were made for admission to the Billing Memorial Hospital located close by to the housing quarters, should any serious illness or injury occur. In addition, the City of Chicago Health Department maintained and staffed facilities at the various athletic areas so that 24-hour service was in effect.

There were some problems encountered by Dr. Jacobus and the staff. Many athletes came to Chicago without first having taken the physical examination qualifying them for competition but the staff cleared this without difficulty. Other problems peculiar to the sport involved also were handled in satisfactory manner.

The swimmers had the usual ear difficulties but no serious infections resulted to keep the athlete from competition. The track and field athletes had the usual pulled muscles and sprains but only one of the 57 members of that team had to withdraw from the Games. The cyclists were victims of spills which took place in the cross-country racing and at the velodrome. One fractured small bone of the wrist was treated by rigid casting and the cyclist was able to participate in his event.

A moderately severe heel infection hospitalized one of the US pole vaulters but treatment was so successful that he was released in time to compete, winning the gold medal. The wrestlers encountered the usual pyodermic skin conditions, were treated accordingly, and none were kept from taking part in the Games.

* * *

Holding of the Olympic Winter Games in Squaw Valley, a new area not presenting medical facilities before the Games, offered some complications for Dr. Avery E. Sturm who headed the US medical staff, inadvertently, medical and training supplies for the US team were delivered to the unit responsible for overall medical and hospital service at the Games. In addition, there was some confusion with respect as to who was responsible for the care of athletes in any specific condition. The problem was further complicated by the arrangement of having a multitude of doctors on the Games medical staff, each holding clinic for a few hours every several days so that each patient was seen by a different doctor on each visit.

However, as Dr. Sturm reported, these problems were all satisfactorily ironed out within a few days after the teams arrived at Squaw Valley.



Witkowski Andel

Bakke Broussard



Hayden Nesmith



Rawlinson Reichel



Wagner Wyre

As would be expected in an area of winter sports, with rapid temperature changes and extreme exposures, the majority of the team members seen by Dr. Sturm and his staff were for either mild respiratory infections or cases of influenza that was moderately prevalent at that time.

"Linda Meyers sustained a fractured clavicle in the women's giant slalom and Beverly Buhr, a speed skater who elected to go skiing after her competition had ended, sustained a fractured ankle in a rope tow fall. Only two athletes were unable to finish competition because of injury; the first was Miss Meyers and the second was Lawrence Palmer, reserve goalie on the US hockey team who sustained an internal derangement of his right knee on Feb. 16 and was unable to play until the final game," Dr. Sturm said.

"The number of muscle and ligament injuries was far below that anticipated for such a long period of practice and competition, thus testifying to a remarkably fine conditioning period for these athletes before the Games started," Dr. Sturm concluded.

The Race Committee for the Winter Games in its care of the courses and its scheduling of events helped promote the best possible competition with the least possible probability of injury to the contestants. In addition, the National Ski Patrol very adequately provided for the patrol of the areas and effected removal of any injured athlete with alacrity.

* * *

Prime object of the medical and training staff for the Olympic Games at Rome was to give 24-hour coverage to the health needs of the US athletes. Dr. Harry M. McPhee, head physician for the 1960 team, in his report, revealed that as the various teams assembled in the USA, the trainer or trainers assigned to them would join the squad and remain at its service throughout the pre-departure training period and the Games at Rome.

"This was regarded as the primary responsibility of each trainer," Dr. McPhee, who also headed the medical staffs at the 1952 Olympic Games and the 1955 Pan American Games, pointed out. "However, he was called upon for secondary duties such as covering the general training rooms in the evenings on a scheduled basis. The women athletes were covered in similar fashion by the women trainers."

The training staff turned in a splendid job and it was not always easy. There was delay in delivery of supplies; in some instances, material was never located. There was considerable difficulty experienced in getting the electrical voltage reduced to a level which was safe for certain appliances brought with the team from the States. Ingenuity came to the fore in this unnecessarily prolonged crisis and an Italian electrical washing machine was converted into a whirlpool bath which operated satisfactorily for the ankle, leg, elbow, and wrist. This, plus hot towels and experienced hands turned what might have been a lost week into a successful program of therapy.

The nurses and Dr. Daniel F. Hanley set up quarters in the Hotel Vanderbilt, New York City, during the processing of all athletes prior to departure for Rome. Besides giving 13 physical examinations and two vaccinations to those who neglected to have it done by their family physicians, this staff administered to 25 cases of injury and illness which had occurred to team members. Meanwhile Dr. McPhee had proceeded to Rome in advance of the team, setting up a clinic to receive the athletes upon arrival.

The physical set-up at the Olympic Village was convenient in that the medical quarters and the men's training area were adjacent to each other. In the apartment housing the training unit, three rooms were set aside as living quarters for the men trainers. The kitchen served as a massage, supply and storage room while the fifth room was used as an hydrotherapy and bathroom. One room in the medical apartment was the doctors'

Continued on page 52

* *



Comba Jacobus

Mitchell Wojciechowicz





Emmerich Cointe

Cook Gunn



Lenn Linskey

Pohl Sawdy



Sullivan Warga

Wasserman

MEDICAL AND TRAINING

Continued from page 51

living quarters, one was a clinic room, another was a three-bed ward, while the kitchen was given to the trainers for electrotherapy. The modalities available included a whirlpool, hydrocolator, ultrasonic unit, and several infra-red lamps. The women trainers and nurses resided at the women's quarters in the Village and maintained a small infirmary and therapy room.

During the four weeks in Rome, the trainers gave more than 350 treatments and massages to athletes not only from the USA but from many foreign countries. The medical staff handled 291 cases of injury and illness among the men for a total of 596 visits. Five of these were severe enough to warrant one or two days in the infirmary. A total of 107 cases among the women were handled for a total of 184 visits of which none was held overnight.

No cases could be considered of a serious nature. The major problem was gastroenteritis which accounted for 84 cases among the males and 24 among the women athletes. They were associated with the extreme heat and indisgressions in the food and liquid consumption following exercise. These cases faded with the advent of cool weather during the last week.

Upper respiratory disease was second in importance and 52 cases were seen among the men; 26 among the women. All cases were mild. As for injuries, there were 59 recorded to men with mild sprains and contusions the most frequent. The 26 cases of injury to women athletes were varied.



ROBERT BACKUS, hammer thrower, is tested for blood pressure by Pan American team physician, Dr. Willis L. Jacobus (right).



HEAD TRAINER JAMES EMMERICH (center) treats Herman Stokes' ankle injury while William Linskey, member of Pan American training staff, looks on.



PAN AMERICAN TEAM physician, Dr. Loyal W. Combs, inspects bandaged arm of Cyclist Bernard Dudd.



WRESTLER DALE LEWIS eyes Dr. Daniel Hanley with some concern as latter tests improvised "neck stretcher" but the treatment was successful, thanks to the ingenious doctor.



AT U. S. OLYMPIC TEAM medical headquarters in Rome, Dr. Harry McPhee, head physician, treats Louis Giani for skin abrasions while Nurse Anne Papas assists.

Championship Performance In All Olympic Sports Goal Of U. S. Development Program

(EDITOR'S NOTE — The Olympic competitions at Melbourne in 1956 and at Rome in 1960 clearly demonstrate that the United States no longer can rely upon its superiority in a few sports to achieve international prestige in the field of amateur athletics. The purposeful drive of Soviet Russia to excel in all sports on the Olympic Games program, along with the emergence of Germany, Poland, Italy, Australia, Hungary, Great Britain, and Japan as top flight contenders, each with the same objective, has brought about a new perspective.

Prior to World War II, the United States preparation for the Olympic Games was rather casual. Our interest and superior coaching—at least, in those particular sports we preferred — were in most instances good enough to take care of the opposition. But since World War II, the Olympic competitive picture has changed. The sports that Americans felt were their own and in which they excelled (basketball, track and field, and swimming are examples) are no longer the exclusive province of the USA.

A better international exchange of coaching methods and the far-flung positioning of U. S. armed forces brought the hitherto "American" sports to countries the world over. Furthermore, the extreme nationalistic approach to Olympic competition, best exemplified by the USSR, and the political overtones in the ideological conflict between East and West have changed the emphasis in the Games to a comparison of the *total performance of nations*, rather than individual achievements.

Recovery of national economy and health status in those nations ravaged by World War II also is a contributing factor.

In this current world of tensions and suspicions, a show of strength in all sports by the United States is needed to further our relationships with the many other nations in the world to whom USA prowess in Olympic competition is a measuring standard of national character.

To this end, the U. S. Olympic Committee has moved to build up its athletic potential through an Olympic Development program whose activities are outlined by Chairman Thomas J. Hamilton in the following report.

Hamilton, a member of the USOC executive board, is executive officer of the Athletic Association of Western Universities, taking that position in 1959 after a 10-year term as athletic director at the University of Pittsburgh. He was head football coach at his alma mater, the U.S. Naval Academy, from 1934-1937, then took up naval service. He was in charge of the Navy pre-flight training program in 1942 and 1943, later rose to the rank of admiral. He returned to the Naval Academy in 1946 for another term as football coach.)

* * *

THE Development Committee was formed by the USOC Executive Board at its meeting on September 5, 1958 following the recommendations of a Survey committee. The Committee consists of the following members of the USOC Executive Board: Walter Byers, James S. Simms, Willard N. Greim, Willis O. Hunter, General Emmett O'Donnell, Jr., Albert F. Whettle, and Thomas J. Hamilton, Chairman.

The Committee purpose is to assist the many committees to initiate and carry out planning and preparations to insure our U. S. Olympic teams attaining top international standards.

Willis Hunter, who was appointed as coordinator, has been outstanding in his work. His dedication and devotion to the Olympic cause have accomplished much of the results in this development area, and the U. S. Olympic Committee has been very fortunate to have a man of his long experience in athletics and multitudinous contacts in the field to hold this post.

* * *

It was recognized that in the past, the USA efforts have been too spasmodic and concentrated merely in the year of the Olympiad. It also was evident that a constant program for improvement of our Olympic program must be carried out throughout each of the years. This is an aim of the Development Committee. Ways and means not now utilized, and expansion and improvement of our present programs must be constantly sought.

The following aims became the working code of the Committee:

1. Continued coordinated programs for Olympic development in all sports should be instituted.

2. Respective Olympic Games Committees should prepare plans for clinics and the improvement of teachers, instructors, coaches, and top contestants.

3. Clinics and development programs should be established for age groups beginning from 10 to 14 years.



Report by
THOMAS J. HAMILTON
Chairman, Olympic Development

4. Expansion of these programs should be sought in all parts of the country.

5. Encouraging the provision of more and better facilities.

6. Striving for uniformity of our rules with international rules where possible.

7. Encouraging and seeking more international competition.

8. Supporting research, tests, and studies of training methods and equipment.

9. Encouraging early appointment of US coaches, and providing opportunities for them to study foreign competition and methods.

10. Establishing a broad incentive award system to build up the Olympic ideal and the honor of making Olympic teams.

* * *

The development program, authorized in December, 1958, was implemented in preparation for the Pan American Games, the Winter Olympic Games, and the Olympic Games in Rome. The USOC Games Committees were informed of the plans for the development and clinical programs, and were requested to submit their plans, recommendations and budgets to better prepare for the Pan American Games competition, and to enlarge the number of participants and alternates in order to fully utilize these activities to improve our top competitors for the Olympic Games. While all the games committees did not avail themselves of the opportunity of a development program, the majority did. The results of our competition in the Pan American games,

DEVELOPMENT

Continued from page 53

demonstrated the merits of the program when the United States teams made the best record in the history of Pan American competition. Especially successful were the development training periods of swimming, wrestling, boxing, gymnastics and women's track and field.

The Winter games committees are to be congratulated for their splendid initiative and action in conducting development operations throughout the year for the top contenders of our teams. Their resourcefulness in using, in many instances, preliminary international competition and other well planned events was conducive to the improved results that the United States team had in the Winter games at Squaw Valley. Here again the showing of the United States team was the best of any of the Olympic Winter Games held, and demonstrated the necessity of clinical and development programs and the effectiveness of international competition in giving the experience to teams and individuals which is so essential.

In preparation for the Olympic Games in Rome, almost every games committee through their coaches and managers, planned a development and clinical program. Again, in appraising the results of the achievement of our teams in Rome, it is significant that our teams in almost every instance made better records in the face of the keenest competition of all the Olympic games. This was particularly true of the sports in which heretofore our records were not so successful. This can be credited to the conscientious effort on the part of the Games committees and coaches and managers, who conducted their respective development programs. (NOTE—The activities of the various Games committees relating to development are chronicled in the reviews of each sport.)

* * *

The development committee is now engaged in receiving the evaluations and recommendations of all the Games Committees following their experiences. These thoughtful observations should prove to be very valuable for our future Olympic activities. An attempt will be made to produce a comprehensive plan based on these recommendations.

Some successful features are already evident. The use of trials to select a large Olympic squad where competitors were notified that place winners and alternates would compete and train together until final selection was made by coaches after the development period. This procedure was successful for wrestling, boxing, and gymnastics. Earlier selection of coaches is desirable, and greater delegation of responsibility and authority to them is indicated.

The work of the Development Committee has shown results. It is evident from the vast improvement of the athletes of other nations that the partial awakening of our US officials toward development must change into full scale alarm and concern. There must be no complacency nor even delay in changing our attitudes toward accomplishing improvements, and toward the taking of large pioneering steps in the establishing of many relatively new sports to us as important national activities.

If the United States competes in a sport on the Olympic calendar, we will be doing our country a great disservice if the USOC and its responsible committees do not produce teams worthy of our nation in contending for gold medals. Much has to be done. A great Olympic incentive must be instilled, and superimposed on all other athletic ambitions in our country, and hard, solid work must be accomplished to broaden the base of participation in all directions. Then intelligent direction and guidance are necessary to produce a system of progressive competition and the athletes who will be world and Olympic champions.

APPOINTMENT OF ATTACHE AND ACTIVITIES DIRECTOR AIDED U.S. ROME OPERATION

ADMINISTRATION of U. S. Olympic Team affairs was helped considerably during the Games at Rome by delegating special duties to two individuals who were experienced in the customs and ways of the host nation.

Serving as team attache was George "Ed" Hill, executive editor of the *Rome Daily American*. A resident of Rome since September, 1951, Hill was appointed team attache by the USOC early in 1959 and he devoted a great deal of his time to effect such arrangements as needed to make the stay in Rome a pleasant one for the members of the official party. Hill, who is an American citizen and who had 28 years of newspaper experience in the United States in addition to being editor of the *Stars and Stripes* in the Mediterranean during World War II, met frequently with Italian Olympic officials to facilitate planning. On many occasions, he acted as liaison officer for the U. S. Olympic Committee particularly during the period prior to the Games and proved a decided asset to the administrative staff.



Hill



Helser

For the first time, an activities director was appointed by the USOC to coordinate the many requests for sight-seeing tours and entertainment by athletes whose competition had concluded, as well as to screen the many offers by Roman citizenry to entertain team members.

Selected for this position was a former gold medal winner for the United States . . . Countess Brenda Helser de Morelos of Meudon, France.

In 1948, as Miss Helser, she won a gold medal as a member of the United States women's 400 meter free style swimming relay team. She also competed in the 100 meter free style, being eliminated in the semi-finals, and finished fifth in the 400 meter individual event.

The activities director concentrated mainly on arranging tours for the athletes, channeling information on shopping suggestions, church services, and entertainments. She also organized several official tours, financed by the USOC.

As might be expected, she was swamped with requests of all kinds, the most unique being one from a young man on the team whose father had commissioned him to close a $40,000 sweater importing deal. He needed a contact in Rome and one was provided!

Both the attache and activities director served on a voluntary basis and the USOC is extremely grateful to these two hard working individuals who devoted many hours to making the Team's visit to Rome a memorable one.

Armed Forces Play Important Role In U. S. Olympic Committee Preparations For Games

Editor's Note—The Armed Forces have played an important role in U.S. Olympic Committee activities, not only in developing athletic talent for the teams, but raising considerable sums of money for the Olympic Fund and serving on all Games committees. Here are the reports by the respective services.

REPORT OF U. S. ARMY ACTIVITIES
By Col. Donald F. Hull

THE United States Army is proud of its traditional part in the National Olympic effort. In addition to supporting the traditionally military events of shooting (all rifle and pistol positions), biathlon (skiing and rifle shooting), and modern pentathlon (riding, fencing, pistol shooting, swimming and running), outstanding athletes of every sport were provided an opportunity to try for U. S. Pan American and Olympic Teams, and if successful, arrangements were made for them to participate. The record shows that the Army members of the various teams contributed their share of US victories.

A prodigious amount of planning and administration was performed by the Adjutant General's Office, Department of the Army, to be sure that equal opportunity was provided soldier athletes wherever they might be stationed throughout the world. Difficulty was experienced in determining the capabilities of Olympic candidates in comparisons of previous periods for this time no all-army championships were held.

In former years Army athletes progressed through the normal Army Sports program from post to major command competition, then to all-army championships in at least those sports that were particularly popular with the American youth serving in the Army. Usually boxing, basketball, shooting, swimming, tennis, track and triathlon (to find modern pentathlon competitors) all-army competitions were conducted in previous years.

* *

This time only shooting was conducted on a progressive worldwide basis that culminated in an all-army competition. In all other sports a selection system was used. After coordinating an Army athlete's application for an Olympic tryout with the US Olympic Sport Committee involved, the Army Sports Branch in the Special Services Division of the Adjutant General's Office made the decision as to whether or not the Olympic applicant's record merited a training opportunity. When the decision was affirmative the Army athlete was normally notified that he was qualified to compete in preliminary Olympic Trials and he was authorized to devote two hours a day to physical training. If he progressed through preliminary competitions, he was assigned to duty at a station where he could be assured of maximum training opportunity for at least 60 days before the final Olympic Trials in his particular sport.

Inter-Service competition between the Army, Navy, Air Force, and Marines was conducted in basketball, boxing, tennis and track so that in these sports the Army Olympic candidates were those selected to represent the Army against the other Armed Forces. In all other sports, the Army athletes were assigned to duty at a station nearest the civilian facility where he would have an opportunity to train and prepare for the Pan American and Olympic Trials.



Hull



Hinkle



Allard



Whitby



McCraight



Waller

Special conditions influenced the Army action in a few sports. The West Point ice hockey and gymnastic coaches were named Olympic coaches of their respective sports. The outgoing Superintendent at West Point, Lieutenant General Garrison H. Davidson, permitted them to train their Olympic teams at West Point. Therefore the Army ice hockey and gymnastic aspirants were sent to West Point so they could train under the supervision of their future Olympic coaches, Jack Riley and Tom Maloney. The Army wrestlers also trained at West Point. The Olympic biathlon team trained at Camp Hale, Colorado but facilities there are no longer adequate and Army biathlon competitors now train at Ft. Richardson, Alaska.

* * *

The 1959 Pan American Games in Chicago gave those Army members selected for the various US teams their opportunity to show what they could do as representatives of their country on the field of sport. The result is a brilliant record of Army sports achievement. Counting each place that an Army athlete gained whether an individual winner or a team member, the Army athletes accounted for 57 gold, seven silver, and seven bronze medals! A large proportion of this staggering total was amassed in the shooting events which the US Army members completely dominated. Army-trained athletes also won the other traditionally military event as the Modern Pentathlon team finished first in the team ratings and Sgt Leslie Bleamaster won an individual third-place medal.

The Winter Olympics at Squaw Valley saw eleven members of the Army on the US winter sports teams. In biathlon (cross country skiing and rifle shooting) Army athletes placed higher in Olympic cross country skiing than ever before but their shooting was not up to standard. Three members of the Army, including a former West Point Ice Hockey team player, were on the champion US ice hockey team. One was Private First Class Jack McCartan, the goalie. Pfc McCartan of Fort Carson, Colorado also was the third baseman of the US baseball team in the 1956 [illegible] Games.

The Department of the Army provided a tremendous amount of logistical support in the operation of the Winter Games at Squaw Valley. They included the [illegible]

ARMED FORCES

Continued from page 55

ed the use of much heavy equipment and special engineering and signal units in addition to the manpower for snow packing, trail breaking, forerunning during the competition, etc. It is believed that the units that engineered and constructed skiing courses and the signal units that handled many communications undoubtedly received much valuable technical and field training from this service.

* * *

When the teams were all selected for the Summer Games in Rome, the Army had an athlete or athletes on every US team except in two sports.

In addition, the Army provided brief training camps for two teams. The new superintendent at West Point, Major General William C. Westmoreland, immediately advised the USOC that the excellent athletic facilities at West Point were available to any team wishing to do its final training there. The basketball team accepted this generous offer and assembled at West Point for its final stateside training. Fort Dix, New Jersey provided the final boxing training for the the US Olympic boxing team. The tremendous improvement of the US team under the able coaching of Julio Menendez and Ben Becker attest to the satisfaction of this arrangement.

Meanwhile, San Jose State College boxing coach, had been sent to Europe earlier by the Army to handle the Armed Forces boxing champions in the International Military championships. This gave him valuable international experience to prepare our Olympic boxing team. Menendez and Becker were ably assisted by Army's Major Bob Surkein, Jim Wood, and M/Sgt Pat Nappi.

The total Army personnel in the official US Olympic Team party that journeyed to Rome included 32 athletes and eight on the coaching, managing or administrative staff. The athletes included women's canoeist Gloria Perrier from the Pentagon and the administrative group included Captain Celeste Hayden, AMSC, from Brooke Army Hospital.

Army gold medal winners were: Don Bragg, pole vault; Doug Blubaugh, wrestling; Eddie Crook, boxing; Ted Nash, rowing; Bill Nieder, shot put; and Adrian Smith, basketball. A silver medal was won by Irwin Roberson in the broad jump, and bronze medals by Jack Daniels and George Lambert in the Modern Pentathlon. Probably the toughest luck of any Army Olympic aspirant was experienced by Lieutenant Alan Jackson of the Fourth US Army when a balky horse that refused to move eliminated him during the trials for the Olympic Modern Pentathlon team.

REPORT OF
U. S. AIR FORCE ACTIVITIES
By Colonel Carl C. Hinkle, Jr.

THE 84th Congress enacted Public Law 11, which authorized the secretaries of each service to provide an opportunity for Armed Forces personnel who volunteer, to train for and compete in authorized international sports competitions, including the Pan American and Olympic Games. Further, the law authorized the expenditure of public funds for this purpose.

The responsibility for carrying out this program of selection and training was assigned to the Headquarters USAF Special Services Branch. To assure that every officer and airman, wherever stationed, was informed of the Air Force plans for preparing its qualified athletes for both the Pan American and Olympic competitions, letters concerning the program and information and standards of performance were disseminated throughout the Air Force. This same information was released through the Air Force Times and the Armed Services News Service. High standards of performance were purposely established to provide the local commanders with a realistic tool for screening applications for specialized training.

The approach proved both effective and efficient in that a very high percentage of the applications received by Headquarters USAF were selected and placed in training. Ninety-six (96) members of the Air Force were selected for specialized sports training in preparation for the 1959 Pan American Games. For the Winter Olympic Games, few qualified applications were received with only six (6) athletes being selected for training. The Summer Olympics found 178 applications submitted to Headquarters USAF and 78 being selected for training. Because of the importance of the selective process, applications which were questionable were submitted to the Olympic Games Committee concerned for further evaluation. As a further means of liaison, members of the Air Force participated on 18 AAU committees and 15 Olympic committees during this period.

* * *

To assure maximum opportunities for each athlete, both military and civilian coaches and facilities were utilized. Typical examples were exemplified by Coach Clair Bee, New York Military Academy, obtaining a leave of absence to coach and train the USAF basketball team, which was entered in the National AAU Championships, the Armed Forces and Olympic trials; and Mr. William Hargiss, former track coach at the University of Kansas, taking leave of absence from his duties as Secretary of the Kansas State Athletic Commission to coach the USAF Olympic track and field athletes. Additionally, several civilian coaches from leading colleges and universities including the Air Force Academy, volunteered their services.

Whenever a sport had sufficient candidates to justify separate training, the Air Force conducted its own program. Track and field, boxing, wrestling, basketball, rifle and pistol, swimming, volleyball and yachting were conducted in this manner.

When the number was sufficient to justify separate training, the Armed Forces cooperated by training members of their fellow services. Certain other sports required the Air Force to seek help from civilian athletic clubs, schools, etc., namely, rowing—Potomac Boat Club and Lake Washington Boat Club; fencing—New York Athletic Club; water polo—El Segundo and the Nu Pike Swim Clubs; ice hockey—Olympic Committee; and diving—Ohio State University.

* * *

Forty-one of the 96 Air Force trainees competed in the Pan American trials and the following members of the Air Force were selected on the teams indicated: Basketball—1st Lt. Robert Jeangerard; Boxing—A/3C Bobby W. Foster, A/3C Dean E. Harrison, (Alternate) A/2C Howard Smith, Jr.; Soccer—(Alternate) 1st Lt. Ronald T. Coder; Volleyball—A/2C Niel Eldredge, A/1C Jacob A. Highland, 1st Lt. Charles T. Nelson, (Alternate) M/Sgt. John Gay; Track & Field—1st Lt. William S. Dellinger, 2d Lt. Max E. Truex, 2d Lt. Clifton E. Cushman; Fencing—A/1C Henry Kolowrat; Rowing—2d Lt. Clayton W. Chapman; Yachting—2d Lt. Richard L. Tillman, 1st Lt. John B. Tillman.

In addition to the competitors, Colonel Carl C. Hinkle and Lt. Colonel Charles E. Allard were official representatives at the Pan American Games and Mr. Charles H. Swift served as manager of the US boxing team.

In preparation for the Olympic Winter Games, few members of the Air Force were qualified for specialized training and only A/2C Weldon H. Olson qualified for an Olympic team. He was a regular on the US ice hockey team which won a gold medal for the United States. Colonel Carl C. Hinkle was again the official Air Force representative at the Winter Games. In addition, the Air Force supported the Winter Games through helicopter lift of personnel, buildings and cable to the peaks and rescue service during the Games. Five officers and 145 enlisted personnel were detailed to Squaw Valley to assist the military group, administrative and maintenance, which totaled 935 personnel. The Army served as coordinating agent for this project with the other services contributing personnel and services as requested.

Of the 78 athletes placed in training for the XVII Olympic Games, 44 qualified to enter the Olympic Trials and the following personnel were selected for the teams indicated: Track & Field—Captain Rudolph J. Haluza, 2d Lt. Tommy Fletcher, 1st Lt. Max E. Truex, (Alternate) 2d Lt. Silas E. Southern; Wrestling—1st Lt. Russell A. Camilleri; Boxing—(Alternate) A/2C Bobby W. Foster; Water Polo—(Alternate) A/2C Anton L. Van Dorp; Yachting—(Alternate) 2d Lt. Richard L. Tillman.

In addition to the above athletes, Lt. General Emmett O'Donnell, Jr., member of the US Olympic Executive Committee, Colonel Carl C. Hinkle, Jr., Air Force Liaison Officer and Lt. Colonel Charles E. Allard, Assistant Manager, US Track and Field Team, represented the Air Force at the Olympic Summer Games.

REPORT OF U. S. NAVY ACTIVITIES
By F. R. Whitby, Jr., Captain, USN

THE U. S. Navy began gearing its sports program for the 1959 Pan American Games, the VIII Winter Olympic Games, and the Games of the XVII Olympiad, in the summer of 1958. By October of 1958, twenty (20) Navy athletes had been assigned to specific duty stations, where training and coaching facilities were available, in order to prepare themselves for the coming Trials in 19 different sports. By January of 1959 this group had increased to a total of 29 and by June of 1959 the group had increased to 60. Of this group in training, 57 individuals actually competed in Pan American Games Trials and 14 were selected to the US Pan American Team. This group won seven gold medals and two bronze medals.

In addition to the above, the facilities of the Great Lakes Naval Station and the US Naval Air Station, Glenview, Illinois, were utilized by the US Pan American Boxing and Basketball Teams respectively just prior to the Games for final training. A Wrestling Clinic sponsored by the US Olympic Wrestling Committee, was also staged just prior to the Games at the Great Lakes Naval Station.

The Fencing and Shooting events of the Pan American Modern Pentathlon competition also took place aboard the Great Lakes Naval Station. In addition, a few US Navy vessels were used to assist in conducting the Pan American Yachting Competition held on Lake Michigan off Chicago's Lake Front.

Captain Frank R. Whitby, Jr., USN, Assistant Chief of Naval Personnel for Morale Services, attended the III Pan American Games as the Navy representative on the US Olympic Committee.

* * *

Upon completion of the Pan American Games, the majority of the Navy athletes remained in training. Eight Navy individuals participated in the Winter Olympic Games Trials but none were selected to the US Olympic Team. However, the Navy made a significant contribution to the success of the Winter Games by transforming, at Squaw Valley, an ordinary meadow into an extraordinary parking lot. In fact, it was probably the first such parking lot in the history of the Olympics or of any other event, for that matter, for the lot was paved with snow.

The snow was compacted from between 22 and 24 inches to 1.5 or 16 inches before the automobiles arrived at Squaw Valley. Compacting snow is a technique which the engineers at the Naval Civil Engineering Laboratory in Port Hueneme, California have spent several years studying and developing as part of their Polar Program. Snow compaction was originally intended as a method for constructing landing field in polar areas.

Credit for the job goes to the US Naval Mobile Construction Battalion TEN, Detachment ALFA which was deployed at Squaw Valley from November 1959 to March 1960. In addition to constructing and maintaining the 125-acre compacted snow parking lot, the Battalion constructed and maintained seven (7) compacted snow cross-overs which bridged Squaw Creek. The entire operation was on outstanding success and it is estimated that over 12,000 vehicles per day utilized the parking lot and cross-overs.

* * *

Early in 1960, the Navy stepped up its efforts to prepare for the summer Games in Rome, Italy. By May 131 had applied for Olympic training and a total of 82 had been selected for formal training. All those selected were screened and evaluated by the various Olympic Sports Committees as definitely meriting consideration for such training. It should be noted that all Naval personnel assigned to Olympic Training sites were still responsible for performing their routine military duties.

As a result of the various Olympic Trials, 20 individuals made the group of 82 were selected for the US Olympic Team, including four alternates. Sixteen actually competed in the Games at Rome, winning two gold medals and two bronze medals. Lt. (jg) Jeff Farrell, USNR, won gold medals in the 400 and 800 freestyle relays and [illegible] Robert Beck won two bronze medals in the Modern Pentathlon competition.



THIS HUGE ROLLER was used by Navy specialists to pack the heavy snow into a hard surface strong enough to be used as parking areas for automobiles at the Winter Games in Squaw Valley.



GAMES OF THE XVII OLYMPIAD ROME 1960

I Stadio Olimpico (track and field & equestrian)
Stadio dei Marmi (field hockey)
Stadio del Nuoto (swimming and diving)

II Poligono Umberto I (shooting)

III Palazzetto dello Sport (basketball and weightlifting)
Stadio Flaminio (soccer football)
Stand Tiro a volo Lazio (clay pigeon shooting)

IV Zone Sportive Acqua Acetosa (practice fields)

V Palazzo dei Congressi (fencing)
Palazzo dello Sport (basketball and boxing)
Velodromo Olimpico (cycling)
Piscina delle Rose (water polo)

VI Lago di Albano (rowing and canoeing)

VII Golfo di Napoli (yachting)

Note—Wrestling and gymnastic events will be held in the Baths of Caracalla near Colosseum.



With America's great all around athlete, Rafer Johnson, proudly carrying his country's flag, the United States Olympic Team marches into Stadio Olimpico for the opening ceremonies of the 1960 Olympic Games in Rome.

Official United States Personnel

GAMES OF THE XVII OLYMPIAD

ROME, ITALY AUGUST 25-SEPTEMBER 11, 1960

ADMINISTRATIVE PERSONNEL

President and Chef de Mission
Kenneth L. Wilson, Wilmette, Ill.

Vice President
Douglas F. Roby, Detroit, Mich.

Secretary
Asa S. Bushnell, Princeton, N. J.
Thomas F. Lannon (asst.), New York, N. Y.

Treasurer
R. Max Ritter, Jenkintown, Pa.
H. Jamison Swarts (asst.), Philadelphia, Pa.

Executive Director
J. Lyman Bingham, Harrison, N. Y.

Assistant Executive Director & Press Officer
Arthur G. Lantz, Pelham Manor, N. Y.

Transportation Chairman
Daniel J. Ferris, New York, N. Y.
James F. Simms (asst.), New York, N. Y.
James P. Lyon (asst.), New York, N. Y.

Supplies and Equipment Chairman
Marion H. Miller, Chicago, Ill.
Max J. Lowell (asst.), New York, N. Y.

Food and Housing Chairman
Charles L. Ornstein, Washington, D. C.
Hermann C. Rusch (executive chef), Washington, D. C.
Mrs. Catherine D. Meyer (women's steward), Glen Rock, N. J.
Mrs. Louis J. Fisher (women's steward), High Point, N. C.
Irwin W. Weiss (men's steward), Princeton, N. J.

Administration Chairman
Louis G. Wilke, Bartlesville, Okla.
Robert J. Kane (asst.), Ithaca, N. Y.

Assistant Counselor
Albert F. Whittle, Baltimore, Md.

AAU Representative
Kelsun Johnson, Dallas, Texas

NCAA Representative
Not appointed.

Activities Director
Brenda Holser de Morelos, Moudon, France

Attache
George E. Hill, Rome, Italy

Armed Forces Representatives
Col. Donald F. Hull (USA), Washington, D. C.
Col. Carl Hinkle (USAF), Washington, D. C.
Maj. Jack Scott (USMC), Washington, D. C.
Capt. F. R. Whitby, Jr. (USN), Washington, D. C.

Photographer
Walter J. Meaves, Madison, Wis.

Staff Assistants
Charles E. J. Kunz, New York, N. Y.
Vivian Stringley, New York, N. Y.
Suzanne Lee, New York, N. Y.
Paul W. Erickson, Bethesda, Md.

Team Physicians
Dr. Harry R. McPhee, Princeton, N. J. (Princeton University)
Dr. Daniel F. Hanley, Brunswick, Maine (Bowdoin College)

Team Nurses
Gertrude A. O'Neill, (Princeton University), Princeton, N. J.
Anne M. Pupac, Washington, D. C.

Head Trainer
Steve E. Witkowski (Wesleyan University), Middletown, Conn.

Training Staff
Henry L. Hamilton (Georgia Tech), Atlanta, Ga.
Walter B. Bakke (Wisconsin), Madison, Wis.
Martin J. Broussard (Louisiana State), Baton Rouge, La.
Capt. Celesta A. Hayden (USA), Fort Lee, Virginia
Dean Nesmith (University of Kansas), Lawrence, Kansas
Kenneth B. Rawlinson, (University of Oklahoma), Norman, Okla.
Julius Sarnese (Syracuse), Syracuse, N. Y.
Marie T. Wagner, Lafayette Hill, Pa.
Alfred J. Wyre (University of Maryland), College Park, Md.

ATHLETICS—MEN
(TRACK AND FIELD)

Head Manager
Pincus Sober (Metropolitan AAU), New York, N. Y.

Assistant Managers
Lt. Col. Charles B. Allard (USAF) Washington, D. C.
Michael Portanova (Southern Pacific AAU), Tarzana, Calif.
Albert R. Post (New Jersey AAU), Bloomfield, N. J.

Head Coach
Larry Snyder (Ohio State), Columbus, Ohio

Assistant Coaches
George Eastwood (Manhattan), New York, N. Y.
Ralph M. Higgins (Oklahoma State), Stillwater, Okla.
Lloyd Winter, (San Jose State), San Jose, Calif.

Team Personnel
John W. Allen (50-W), Buffalo, N. Y.
William F. Bell (Dec.), Haddonfield, N. J.
Richard A. Balázs (DT), Manhattan Beach, Calif.
Edward Bagdonas Lt. (HT), Templeton, Mass.
James T. Beatty (5,000), San Jose, Calif.
Bob Bennett (Dec.), Mission Hills, Kan.
Ralph H. Boston (LJ), Laurel, Miss.
Donald G. Bragg, Pvt. USA (PV), Pennsville, N. J.
Alexander D. N. Breckenridge, Lt. USMC (HJ), Quantico, Va.
Byrd Brittain (1,500), Cottage Grove, Ore.
Francis J. Budd (100), Asbury Park, N. J.
Albert A. Castello, Lt. USMC (JT), Norristown, Pa.
Lee Q. Calhoun (110-H), Gary, Ind.
Lester N. Carney (200-IM), Akron, Ohio
Jesse A. Carter (SP), Dayton, Ohio
Peter M. Close, Lt. USMC (1500), Manchester, Conn.
Richard L. Cochran (DT), Brookfield, Mo.
Philip Y. Coleman (Dec), Champaign, Ill.
Thomas Courtney (5,000), San Francisco, Calif.
Robert Cons (MAR), Culver City, Calif.
W. Ernest Cunliffe (800), Claremont, Calif.
Clifton E. Cushman (400-H), Grand Forks, N. D.
David A. Davis (SP), Canoga Park, Calif.
Glenn A. Davis (400-H), Columbus, Ohio
Ira S. Davis (HJ,J), Philadelphia, Pa.
Otis C. Davis (400), Los Angeles, Calif.
William S. Dellinger (5000), Springfield, Ore.
Charles E. Dumas (HJ), Los Angeles, Calif.
David A. Edstrom (Dec), Sherwood, Ore.
Richard D. Eggert (DT), Los Angeles, Calif.
James E. Grelle (1500), Portland, Ore.
Albert W. Hall (HT), Southington, Conn.
Rudolph J. Hallura, Capt. USAF (20-W), Camarillo, Calif.
Richard W. Howard (400-H), Albuquerque, N. M.
Rafer L. Johnson (Dec.), Kingsburg, Calif.
Stone E. Johnson (200), Dallas, Texas
Charles N. Jones, Pvt. USA (Slp), Iowa City, Iowa
Hayes W. Jones (110-H), Pontiac, Mich.
Thomas J. Kelley (Mar), Bronxville, N. Y.
Ronald D. Laird (50-W), Norristown, Pa.
Dallas C. Long (SP), Phoenix, Ariz.
Willie L. May (110-H), Chicago, Ill.
Bruce D. MacDonald (50-W), Port Washington, N. Y.
Gordon E. McKenzie (Mar), Bronx, N. Y.
Robert F. Mimm (20-W), Levittown, Pa.
Ronald H. Morris (PV), Burbank, Calif.
Phillip R. Mulkey (Dec), Memphis, Tenn.
Thomas F. Murphy (800), Brooklyn, N. Y.
William H. Nieder (SP), Lt. USA (SP) San Francisco, Calif.
Otis Ray Norton (100 & 200), Oakland, Calif.
W. Parry O'Brien (SP), Santa Monica, Calif.
Alfred A. Oerter (DT), West Babylon, N. Y.
Irvin Roberson, Pvt. USA, (BJ), Philadelphia, Pa.
William J. Sharpe (HJ,J), Philadelphia, Pa.
Jerome F. Siebert (800), Willits, Calif.
David W. Sime (110), Durham, N. C.
*Robert C. Soth (5,000 & 10,000), Long Beach, Calif.
Herman J. Stokes (HJ,J), Los Angeles, Calif.
John C. Thomas (HJ), Cambridge, Mass.
*Max E. Truex (10,000), Lt. USAF, Warsaw, Ind.
Anthony L. Watson (BJ), Oklahoma City, Okla.
Parnell Winder (100), Pleasantville, N. J.
Theodore E. Woods (1500-R), Pittsburgh, Pa.
Jack L. Yerman (400), Woodland, Calif.
Earl V. Young (400), San Fernando, Calif.
George L. Young, Pvt., USA (Slp), Silver City, N. M.
Ronald L. Zinn (20-W), USMA, West Point, N. Y.

LEGEND: 100—100 meters; 200—200 meters; 400—400 meters; 800—800 meters; 1500—1500 meters; 5000 — 5000 meters; 10,000—10,000 meters; 110-H—110 meter hurdles; 400-H—400 meter hurdles; Stp—3000 meter steeplechase; 1600-R—1600 meter relay; HJ—high jump; BJ—broad jump; PV—pole vault; HSJ—hop, skip and jump; LJ—long jump; HT—hammer throw; JT—javelin throw; SP—shot put; DT—discus throw; Dec—decathlon; 50-W—50,000 meter walk; 20-W—20,000 meter walk.

NOTE: Sime and Winder tied for third in 100 meters at final Olympic trials and will run so 400 meter relay team along with other 100 meter finalists can choose which one qualifies as third 100 meter entrant will be decided at entry deadline.

ATHLETICS—WOMEN
(TRACK AND FIELD)

Team Manager
Mrs. Frances T. Kaszubski (Lake Erie AAU), Cleveland, Ohio

Coach of Track
Edward S. Temple (Tennessee State), Nashville, Tenn.

Coach of Field Events
Francis G. Welch (Kansas State Teachers) Emporia, Kans.

Team Personnel
Subject to revision after August 15
Mrs. Barbara Brown (HJ), Jamaica, N. Y.
Mrs. Earlene Brown, (SP & DT), Los Angeles, Calif.
Mrs. Olga Fikotova Connolly (DT), Santa Monica, Calif.
Shirley Crowder (80H), Atlanta, Ga.
Billee Pat Daniels (800), San Mateo, Calif.
Mildred Daniels (HJ), Los Angeles, Calif.
Martha Hudson (100), McRae, Ga.
Barbara P. Jones (100), Nashville, Tenn.
Pamela J. Kurrell (DT), San Francisco, Calif.
Mrs. Karen Anderson Oldham (JT), San Diego, Calif.
Ernestine Pollards (200), Chicago, Ill.
Irene Robertson (80H), Los Angeles, Calif.
Yolonda Rogers (HJ), Robstown, Texas
Wilma G. Rudolph (100 & 200), Clarksville, Tenn.
Anna L. Smith (BJ), Atlanta, Ga.
Jean Stephens (JT), Greencastle, Ind.
Willye B. White (BJ), Greenwood, Miss.
Lucinda Williams (100 & 200), Nashville, Tenn.

LEGEND: 100—100 meter dash. 200—200 meter dash. 1600—1600 meter run. 80H—80 meter hurdles. BJ—broad jump. HJ—high jump. DT—discus throw. SP—shot put. JT—javelin throw.

BASKETBALL

Team Manager
Arthur C. Lonberg (University of Kansas), Lawrence, Kans.

Coach
Peter Newell, (University of California), Oakland, Calif.

Assistant Coach
J. Warren Womble, (AAU Caterpillars), Peoria, Ill.

Team Personnel
Jay H. Arnette, Austin, Texas
Walter Bellamy, Indianapolis, Ind.
Robert L. Boozer, Peoria, Ill.
Terry G. Dischinger, Terre Haute, Ind.
Burdette E. Haldorson, Seattle, Wash.
Darrall Imhoff, San Gabriel, Calif.
Allen Kelley, Columbus, Ohio
Lester E. Lane, Wichita, Kans.
Jerry Lucas, Middletown, Ohio
Oscar P. Robertson, Cincinnati, Ohio
Adrian H. Smith, Fort Lauderdale, Fla.
Jerry A. West, Cabin Creek, W. Va.
Oscar Wood, Fort Wayne, Ind.

OFFICIAL U. S. PERSONNEL

Continued from page 61

BOXING

Benjamin Becker (Adirondack AAU), Albany, N. Y.

Coach

Jules Menendez (San Jose State), San Jose, Calif.

Team Personnel

Jerry L. Armstrong (139), Pocatello, Idaho
A. Phil Baldwin (148), Manhasset Heights, N. Y.
Humberto O. Barrera (112), Robstown, Texas
Harry Campbell (132), San Jose, Calif.
Cassius M. Clay (178), Louisville, Ky.
Sgt. Edward Crook, USA (165), Ft. Campbell, Ky.
Quincey Daniels, (139), Seattle, Wash.
Wilbert J. McClure (156), Toledo, Ohio
Percy J. Price, Jr., (119), Fort Campbell, Ky.
Nicholas M. Spanakos (125), Brooklyn, N. Y.

CANOEING—MEN AND WOMEN

Coach and Manager

Ernest L. Miller (Washington C.C.) Chevy Chase, Md.

Boatman-Rigger

Robert A. Fiecht (Ironpod C.C.) New York, N. Y.

Men's Team Personnel

Paul J. Beschera, Lt. USA (K-1), Washington, D. C.
Arnold W. Demuth (C-2), Walpole, Mass.
Frank C. Dumont (K-4), Rosebank Heights, N. Y.
Frank J. Havens (C-1), Vienna, Va.
Charles M. Lundmark, Sp(-) USA (K-4), Washington, D. C.
Richard L. Moran (C-2), Boston, Mass.
Robert W. O'Brien (K-4), New York, N. Y.
John C. Pennington, Waters, N. Y.
Kenneth J. Wilson (K-2), New York, N. Y.
John C. Wolters (K-2), New York, N. Y.

Women's Team Personnel

Mary Ann DuChai (K-2), Stow, Ohio
Elene Irene Jerome (K-2), Stow, Ohio
Glorlene Aurore Perrier (K-1), Washington, D. C.

LEGEND: C-1—Canadian single. C-2—Canadian Tandem. K—Kayak singles. K-2—Kayak Tandem. K-4—Kayak singles relay.

CYCLING

Manager

George L. Thorpe (ABLA), San Francisco, Calif.

Coach

Walter P. Bresnan (ABLA), Syosset, Long Island, N. Y.

Road Team Personnel

Wesley J. Anderson, Seattle, Wash.
William R. Freund, Detroit, Mich.
Joseph P. Fuller, Los Angeles, Calif.
George F. Koenig, Pt. Loma, Calif.
Sgt. Peter P. Tetzlaff, Cpl. USA, Los Angeles, Calif.
E. Lars Zeboski, Los Altos, Calif.

Track Team Personnel

4000 Meter Pursuit

Richard W. Cortright, Buffalo, N. Y.
Charles N. Hewitt, Libertyville, Ill.
Robert H. Reed, Syosset, N. Y.
James J. Ross, Chicago, Ill.

1000 Meter Time Trial

Allen C. Bell, Somerville, N. J.
David Sharp, Pacific Palisades, Calif.

1000 Meter Match

Herbert Francis, Jr., New York, N. Y.
Herbert N. Freund, New York, N. Y.
Jack Simes 3rd, Closter, N. J.

EQUESTRIAN—MEN AND WOMEN

Manager

Whitney Stone, New York, N. Y.

Coach (Grand Prix Jumping)

Bartalan de Namethy, Greenwich, Conn.

Coach (Three Day Event)

Col. Earl F. Thompson, Santa Barbara, Calif.

Grand Prix Jumping Team Personnel

Frank D. Chapot, Wallpack, N. J.
George C. Morris, Jr., Syosset, Conn.
George C. Steinkraus, Westport, Conn.
Hugh Wiley, Towson, Md.

Dressage Team Personnel

Patricia Galvin, Santa Barbara, Calif.
Jessica Newberry, Croton-on-Hudson, N. Y.

Three Day Event Team Personnel

Michael D. Page, Briarcliff Manor, N. Y.
John W. Russell (USA), Fort Sam Houston, Tex.
Walter G. Staley, Jr., Moscow, Md.
David Lurie, Clayton, Mo.

FENCING—MEN AND WOMEN

Team Captain

Ralph M. Goldstein (AFLA), Yonkers, N. Y.

Team Manager*

George V. Worth (AFLA), Flushing, N. Y.

Assistant Manager*

Dr. Daniel A. Bukanets (AFLA), Forest Hills, L. I., N. Y.

Team Coach

Andre R. Deladrier (U.S. Naval Academy), Annapolis, Md.

Armorer

Edwin Purdy (AFLA), Fairfield, Calif.

Men's Foil Team Personnel

Albert Axelrod, New York, N. Y.
*Dr. David A. Bukanet, Forest Hills, L. I., N. Y.
Gene C. Glazer, Flushing, N. Y.
Harold D. Goldsmith, Queens, N. Y.
Allan C. Kwartler, Brooklyn, N. Y. (also saber)
Joseph Paletta, Jr., Elm, New Rochelle, N. Y.

Women's Foil Team Personnel

Judy Kay Goodrich, Lapeer, Mich.
Mrs. Maxine Mitchell, Los Angeles, Calif.
Harriet King, Jackson Heights, N. Y.
Mrs. Janice Lee-Romary, Tarzana, Calif.
Evelyn Terhune, New York, N. Y.

Epee Team Personnel

Michael A. Dasaro (also sabre), Brooklyn, N. Y.
Henry Kolesnik, New Haven, Conn.
David Micahnik, Philadelphia, Pa.
James A. Margolis, Lt. jg, USN, Teaneck, N. J.
Ralph Spinella, New York, N. Y.
Roland R. Wommack, Ens. USN, Philadelphia, Pa.

Men's Sabre Team Personnel

Michael A. Dasaro (also Epee), Brooklyn, N. Y.
Richard R. Dyer, Philadelphia, Pa.
Allan S. Kwartler (also foils), Yonkers, N. Y.
Lt. Comdr. Charles Tatro, USN, Tucson, Ariz.
Dr. Tibor A. Nyilas, Flushing, N. Y.
*George V. Worth, Flushing, N. Y.
*Competitor as well as administrative official

GYMNASTICS—MEN

Manager and Coach

Thomas F. Maloney (U.S. Military Academy), West Point, N. Y.

Team Personnel

Larry Banner, Van Nuys, Calif.
John G. Beckner, North Hollywood, Calif.
Joseph Giallombardo, Calif.
Lt. Garland D. O'Quinn, Jr. (USA), Dallas, Tex.
Fred Orlofsky, Ivy Bergen, N. J.
Pfc. Donald R. Tonry, (USA), Brooklyn, N. Y.

GYMNASTICS—WOMEN

Manager and Coach

Mrs. Janet P. Bachna (Ohio AAU), Canton, Ohio

Team Personnel

Doris Gudrun Fuchs, Rochester, N. Y.
Mrs. Muriel (Davis) Grossfeld, Urbana, Ill.
Linda Metrokovich, Phoenix, Ariz.
Theresa Mosborg, Flint, Mich.
Sharon Lee Richardson, Urbana, Ill.
Gail E. Sontgerath, Mt. Pleasant, Mich.

MODERN PENTATHLON

Officer-in-Charge

Col. Donald F. Hull (USA), Washington, D. C.

Team Coach

Lt. Col. John W. Russell (USA), Fort Sam Houston, Texas

Team Personnel

Robert L. Beck, Lt. USN, San Diego, Calif.
Jack T. Daniels, Lt. USA, Missoula, Mont.
George H. Lambert, Lt. USA, Sioux City, Iowa

Alternate

Richard Stoll, Cpl. USA, Minneapolis, Minn.

ROWING

Rowing Director

Gifford Goes, Hackettstown, N. J.

Team Manager

John W. Sulger, (New York A.C.), New York, N. Y.

Assistant Manager & Reserve Coxswain

Gordon C. Caswell, Ens. USN, (Naval Academy)

Coach of Eight-oar crew

Louis G. Lindsey (Naval Academy), Annapolis, Md.

Coach of Small Boats

Stanley R. Pocock (Lake Washington R.C.), Seattle, Wash.

Boatman-Rigger

William Bischoff (Naval Academy), Annapolis, Md.

Team Personnel

Eight-Oars-With Coxswain*

Joseph A. Baldacci, (No. 4), Tarzana, Calif.
Peter G. Bos (No. 5), Mentor, Ohio
William N. Long, (cox), Little Rock, Ark.
Mark W. Moore (bow), Los Gatos, Calif.
Lyman S.A. Perry (No. 3), Canton, Md.
Warren E. Sweitzer 3rd (No. 2), Lancaster, Pa.
Ens. R. Thompson (No. 7), Sidney, Ill.
Robert B. Wilson (No. 7), Rutledge, Pa.
Howard T. Winters (No. 6), Chester, Pa.

Eight-oar Spares

James B. Hitchcock (USNA), Grand Junction, Colo.
Michael J. McMahon (USNA), Pasadena, Calif.
*Representing U.S. Naval Academy.

Four-oars-with-coxswain*

Charles E. Ain (Lt. USSA), (No. 2), Seattle, Wash.
Roy J. Rubin (stroke), Seattle, Wash.
A. E. Stocker, Jr., (bow), Seattle, Wash.
K. Jerry Sullivan (bow), Rochester, Wash.
Michael A. Yonker (No. 3), Seattle, Wash.

Four-oars-without-coxswain*

Arthur D. Ayrault, Jr. (bow), Seattle, Wash.
Thomas Bohm, Wash, Lt. USA (No. 2), Carmel, Calif.
John Bayre (stroke), Seattle, Wash.
Richard D. Wailes (No. 3), Seattle, Wash.

Pair-oars-with-coxswain*

Richard A. Drawger (stroke), Sierra Madre, Calif.
F. Gonn Findlay (bow), Belmont, Calif.
Henry K. Mitchell (cox), Portland, Ore.

Pair-oars-without-coxswain*

Ted S. Frost (stroke), Seattle, Wash.
Robert P. Rogers (bow), Seattle, Wash.
*representing Lake Washington Rowing Club.

Small Boat Spares

Lt. Louis W. Gallerman, USA, Wash
Harry R. Hansen, Mexico City, Ind.
Lake Washington Rowing Club

Double Sculls***

John B. Kelly, Jr. (stroke), Wynnewood, Pa.
William J. Knecht (stroke), Westmont, N. J.

Single Sculls***

Harry L. Parker, Lt. USN, Philadelphia, Pa.
*** representing Philadelphia Vesper Rowing Club.

SHOOTING
(RIFLE, PISTOL, AND TRAP)

Team Captain

Emmet O. Swanson, Minneapolis, Minn.

Coach

Lt. Col. Sidney C. Carpenter (USA), Fort Monroe, Va.

Small Bore Rifle team personnel

Daniel B. Puckel, Lt. USA, Marion, Ind.
James Hill, Sgt. USMC, Portland, Ind.

Free Rifle Team

Lt. John Foster, U.S.A., Springfield, Ohio
Nelson H. Lincoln, Sfc. USA, Flagstaff, Ariz.
William McMillan, Capt. USMC, Turtle Creek, Pa.
Laurence K. Mosely, Sfc. USA, Ft. Benning, Ga.

Trapshooting Team Personnel

James R. Clark, 2nd Lt. U.S.A., Bartlesville, Okla.
Arnold O. Riegger, Castle Rock, Wash.

SWIMMING AND DIVING—MEN

Manager

Ray Daughters (Washington A.C.) Seattle, Wash.

Coach

Gus Stager (University of Michigan), Ann Arbor, Mich.

Diving Coach

Philip E. Moriarty (Yale), Milford, Conn.

Team Personnel

Robert E. Bennett (100-FS), Encino, Calif.
Richard A. Blick (800-R), Bakersfield, Calif.
George T. Breen (100-F), Chicago, Ind.
Steve E. Clark (800-R), Los Altos, Calif.
William H. Darnton (800-R), Flint, Mich.
F. Jeffroy Farrell (800-R), Wichita, Kansas
Frank Gagliano (100-B), Ann Arbor, Mich.
Paul W. Hall (200-IM), San Jose, Calif.
Sam N. Hall (SD), Dayton, Ohio
George P. Harrison (100-F), San Jose, Calif.
R. Bruce Hunter (100-F), Cambridge, Mass.
Lance M. Larson (100-F), Monte, Calif.
Eugene C. Lenz (400-F), Santa Maria, Calif.
Frank A. Legnetti (100-B), Indianapolis, Ind.
William D. Mulliken (200-BR), Champaign, Ill.
Alan B. Somers (1500-F), Indianapolis, Ind.
Gary M. Tobian (SD & PD), Glendale, Calif.
Michael F. Troy (200-BT), Indianapolis, Ind.
Robert D. Webster (100-F), Ann Arbor, Mich.
Frank "Tom" Winters (800-R), La Canada, Calif.

LEGEND: Figures represent distance in yards. Backstroke, BR—Breaststroke, BT—Butterfly, FR—relay, SD—springboard diving PD—platform diving.

SWIMMING AND DIVING—WOMEN

Manager

Mrs. Betty L. Baldwin (Lake Erie AAU), Sharon, Pa.

Coach

George F. Haines (Southern Pacific AAU), Santa Clara, Calif.

Diving coach

Dr. Sammy Lee (Southern Pacific AAU), Calif.

Team Personnel

Molly Ray Bakus (400-R), Sherman Oaks, Calif.
Lynn Ethyrle Burke (100-B), Flushing, N. Y.
Donna Elizabeth de Varona (400-R), Lafayette, Calif.
Susan Elizabeth Doerr (400-R), Washington Valley, N. J.
Nina Kristine Harper (100-B), Philadelphia, Pa.
Carolyn House (400-F), Los Angeles, Calif.
Mrs. Jane Stover Irwin (PD), Glendale, Calif.
Patricia Ann Johnson (200-BR), Beverly Hills, Calif.
Mrs. Virginia Duenkel Kaye (SD & PD), Seattle, Wash.
Sylvia Illina Ruuska (400-R), Berkeley, Calif.
Carolyn Jane Saxon (100-BT), Orinda, Calif.
Joan Arlene Spillane (400-R), Glen Ridge, N. J.
Shirley Anne Stobs (400-R), Miami, Fla.
Susan Christine von Saltza (100 & 400-F), Saratoga, Calif.
Anne Kindel Warner (200-BR), Menlo Park, Calif.
Mary Patricia Webb (SD), Mesa, Arizona
Carolyn Virginia Wood (100-F, 100-BT), Portland, Oregon

LEGEND: Numerals indicate distance of event. F—free style, Br—Backstroke, BR—breaststroke, BT—Butterfly, R—relay, SD—springboard diving, PD—platform diving.

WATER POLO

Manager

Neill W. Kohlhase, Los Angeles, Calif. (University of Southern California)

Team Personnel

Charles Bittick, Los Angeles, Calif.
Marvin Burns, Fullerton, Calif.
Robert Clark, Los Angeles, Calif.
Gordon Hall, Downey, Calif.
Robert M. Horn, Fullerton, Calif.
James Kelsey, Long Beach, Calif.
Charles McIlroy, Manhattan Beach, Calif.
Ronald Paul, Los Angeles, Calif.
Fred Tique, Downey, Calif.
Ronald Volmer, Hermosa Beach, Calif.
Wallace P. Wolf, Manhattan Beach, Calif.

WEIGHTLIFTING

Manager

John B. Terpak (Middle Atlantic AAU), York, Pa.

Coach

Robert C. Hoffman (Middle Atlantic AAU), York, Pa.

Team Personnel

Isaac Berger (132), York, Pa.
James Bridges (181), Washington, D. C.
James George (181), Akron, Ohio
Anthony M. Gorey (148), El Paso, Tex.
Tommy T. Kono (165), Honolulu, T.H.
John Pulskamp (198), Columbus, Ohio
Peter J. Rado (165), Cleveland, Ohio
Robert Schemansky (Hwt.), Dearborn, Mich.
Richard Zirk (Hwt.), Caldwell Township, N. J.

WRESTLING

Manager

John C. Mendel (Metropolitan AAU), Neponset, Queens, N. Y.

Coach

Port G. Robertson (University of Oklahoma), Norman, Okla.

Greco-Roman coach

M. Briggs Hall (U.C.L.A.), Encino, Calif.

Free style team personnel

Douglas M. Blubaugh (160½), Dayton, Ohio
Dan Brown (191), Lincoln, Nebr.
Edward C. DeWitt (174½), Pittsburgh, Pa.
Louis D. Giani (136½), Huntington, Long Island, N. Y.
William R. Kerslake (hwt), Cleveland, Ohio
Lee Kemp (147), Norman, Okla.
Eliott Simons (114½), Norfolk, Va.
Shelby A. Wilson (125½), Ponca City, Okla.

Greco-Roman team personnel

Lee D. Allen (136½), Portland, Oregon
R. Anthony Gallicchio (114), San Jose, Calif.
Fritz Flinlan (160½), Corvallis, Oregon

Howard R. George (191), Watertown, N. Y.
Lawrence E. Lauchle (125½), Pittsburgh, Pa.
Dale F. Lewis (hwt), Milwaukee, Wisc.
Ben A. Northrup (147½), San Francisco, Calif.
J. Richard Wilson (114½), Toledo, Ohio

YACHTING

Manager*

Julian K. Roosevelt, Oyster Bay, L. I., N. Y.

Assistant Manager*

Ferdinand P. Schoettle Jr., Haverford, Pa.

Flying Dutchman Class

Harry P. Sindle (Skipper), Little Falls, N. J.
Robert M. Wood (crew), San Francisco, Calif.

5.5 Meter Class

George D. O'Day (Skipper), Dover, Mass.
David Smith (Crew), Marblehead, Mass.
James H. Hunt (crew), Marblehead, Mass.

Finn Monotype Class

Peter J. Barrett, Madison, Wis.

Dragon Class

Eugene H. Walet 3rd (skipper), New Orleans, La.
Dr. Allen W. McClure Jr. (crew), New Orleans, La.
Claude L. Kohler 2nd (crew), New Orleans, La.

Star Class

Robert S. Halperin (crew), Chicago, Ill.
William W. Parks (skipper), Chicago, Ill.

Other Alternate*

Charles Kober, Long Beach, Calif.
*served as alternate

NOTE—In two instances, additional athletes were taken along with official party because of possible last minute entry changes. However, original entries were retained and the extra personnel did not compete.



OFFICIAL UNITED STATES OLYMPIC TEAM PERSONNEL AT ROME, ITALY

Sport Category:	Competitors M	W	Coaches M	W	Managers M	W	Totals M	W
Athletics (Track and Field)	67	18	6	0	4	1	77	19
Basketball	12	0	2	0	1	0	15	0
Boxing	10	0	1	0	1	0	12	0
Canoeing	10	3	1*	0	1‡	0	12	3
Cycling	9	0	1	0	1	0	17	0
Equestrian	8	2	2	0	1	0	11	2
Fencing	16	5	1	0	2‡	0	19	5
Field Hockey	—	—	—	—	—	—	—	—
Gymnastics	6	6	1*	1*	—	—	7	7
Modern Pentathlon	4	0	1	0	1	0	6	0
Rowing	31	0	2	0	3‡	0	36	0
Shooting	10	1	2	0	1	0	12	0
Soccer Football	—	—	—	—	—	—	—	—
Swimming and Diving	20	17	4	0	1	1	25	18
Water Polo	11	0	1	0	1	0	13	0
Weightlifting	9	0	1	0	1	0	11	0
Wrestling	16	0	2	0	1	0	19	0
Yachting	14	0	—	—	1**	0	14	0
Medical, Training, Transportation, Food and Housing, Supplies and Equipment, and Administrative Staff Personnel	—	—	—	—	11	0	11	0
Totals	259	51	27	1	20	1	346	54

*Also served in managerial capacity. **Manager listed as competitor. ‡Includes bosun, rigger, or steward.



UNITED STATES MEDAL WINNERS IN

GOLD MEDAL WINNERS

Men's Track and Field

RALPH H. BOSTON
Broad Jump

DONALD H. BRAGG
Pole Vault

LEE Q. CALHOUN
110 meter Hurdles

GLENN A. DAVIS
400 meter Hurdles
1600 meter Relay

OTIS C. DAVIS
400 Meters
1600 meter Relay

RAFER L. JOHNSON
Decathlon

WILLIAM H. NIEDER
Shot Put

ALFRED A. OERTER
Discus Throw

JACK L. YERMAN
1600 meter Relay

EARL V. YOUNG
1600 meter Relay

Women's Track and Field

MARTHA HUDSON
400 meter Relay

BARBARA P. JONES
400 meter Relay

WILMA G. RUDOLPH
100 Meters
200 Meters
400 meter Relay

LUCINDA WILLIAMS
400 meter Relay

Basketball

JAY H. ARNETTE
WALTER BELLAMY
ROBERT L. BOOZER
TERRY G. DISCHINGER
BURDETTE E. HALDORSON
DARRALL IMHOFF
ALLEN KELLY
LESTER E. LANE
JERRY LUCAS
OSCAR P. ROBERTSON
ADRIAN H. SMITH
JERRY A. WEST

Boxing

CASSIUS M. CLAY
Light Heavyweight

EDWARD CROOK
Middleweight

WILBERT J. McCLURE
Light Middleweight

Rowing

ARTHUR D. AYRAULT, JR. (bow)
4-oars without Coxn.

THEODORE A. HASH (No. 2)
4-oars without Coxn.

JOHN A. SAYRE (stroke)
4-oars without Coxn.

RICHARD D. WAILES (No. 3)
4-oars without Coxn.

Shooting

WILLIAM McMILLAN
Rapid Fire Pistol

Swimming — Men

RICHARD A. BLICK
800 meter Free Style Relay

F. JEFFREY FARRELL
800 meter Free Style Relay
400 meter Medley Relay

PAUL W. HAIT
400 meter Medley Relay

GEORGE P. HARRISON
800 meter Free Style Relay

LANCE M. LARSON
400 meter Medley Relay

FRANK E. McKINNEY
400 meter Medley Relay

WILLIAM D. MULLIKEN
200 meter Breaststroke

GARY M. TOBIAN
Springboard Diving

MICHAEL F. TROY
200 meter Butterfly
800 meter Free Style Relay

ROBERT D. WEBSTER
Platform Diving

Women's Swimming

LYNN EDYTHE BURKE
100 meter Backstroke
400 meter Medley Relay

PATTY KEMPNER
400 meter Medley Relay

CAROLYN JANE SCHULER
100 meter Butterfly
400 meter Medley Relay

JOAN ARLENE SPILLANE
400 meter Free Style Relay

SHIRLEY ANNE STOBS
400 meter Free Style Relay

SUSAN CHRISTINE VON SALTZA
400 meter Free Style
400 meter Medley Relay
400 meter Free Style Relay

CAROLYN VIRGINIA WOOD
400 meter Free Style Relay

Weightlifting

CHARLES T. VINCI, JR.
Bantamweight

Wrestling (Free Style)

DOUGLAS W. BLUBAUGH
Welterweight

TERRENCE McCANN
Bantamweight

SHELBY A. WILSON
Lightweight



1960 OLYMPIC GAMES, ROME, ITALY

Yachting

JAMES H. HUNT
5.5 Meter Class

GEORGE D. O'DAY
5.5 Meter Class

DAVID J. SMITH
5.5 Meter Class

SILVER MEDAL WINNERS

Men's Track and Field

RICHARD A. BABKA
Discus Throw

LESTER N. CARNEY
200 Meters

CLIFTON E. CUSHMAN
400 meter Hurdles

WILLIE L. MAY
110 meter Hurdles

RONALD H. MORRIS
Pole Vault

W. PARRY O'BRIEN
Shot Put

IRVIN ROBERSON
Broad Jump

DAVID W. SIME
100 Meters

Equestrian — Men and Women

FRANK D. CHAPOT
Grand Prix Jumping Team

GEORGE H. MORRIS
Grand Prix Jumping Team

WILLIAM C. STEINKRAUS
Grand Prix Jumping Team

Shooting

JAMES HILL
Small Bore Rifle

Swimming — Men

SAM N. HALL
Springboard Diving

LANCE M. LARSON
100 meter Free Style

FRANK E. McKINNEY
100 meter Backstroke

GARY M. TOBIAN
Platform Diving

Swimming — Women

MRS. PAULA JEAN POPE
Platform Diving
Springboard Diving

SUSAN CHRISTINE VON SALTZA
100 meter Free Style

Weightlifting

ISAAC BERGER
Lightweight

JAMES BRADFORD
Heavyweight

JAMES GEORGE
Light Heavyweight

TOMMY T. KONO
Middleweight

BRONZE MEDAL WINNERS

Men's Track and Field

RICHARD L. COCHRAN
Discus Throw

RICHARD W. HOWARD
400 meter Hurdles

HAYES W. JONES
110 meter Hurdles

DALLAS C. LONG
Shot Put

JOHN C. THOMAS
High Jump

Women's Track and Field

MRS. EVALENE BROWN
Shot Put

Boxing

QUINCEY DANIELS
Light Welterweight

Fencing — Men

ALBERT AXELROD
Individual Foils

Modern Pentathlon

ROBERT L. BECK
Individual Competition
Also Team Competition

JACK T. DANIELS
Team Competition

GEORGE H. LAMBERT
Team Competition

NOTE—Only one medal awarded for team but USA members deserve this classification nevertheless.

Rowing

RICHARD A. DRAEGER (stroke)
Pair Oars with Coxn.

F. CONN FINDLAY (bow)
Pair Oars with Coxn.

HENRY K. MITCHELL (coxn.)
Pair Oars with Coxn.

Men's Swimming

ROBERT E. BENNETT
100 meter Backstroke

GEORGE T. BREEN
1500 meter Free Style

DAVID GILLANDERS
200 meter Butterfly

Weightlifting

NORBERT SCHEMANSKY
Heavyweight

Yachting

ROBERT S. HALPERIN (crew)
Star Class

WILLIAM W. PARKS (skipper)
Star Class

Effectiveness Of Development Plan Supported By Overall Good Showing In Games At Rome

United States' overall accomplishments in the 1960 Olympic Games compare favorably with what was considered a great showing at Melbourne in 1956, and, in view of the unparalled competitive challenge at Rome, the USA performance in 1960 augurs well for the future.

Admittedly, the unofficial point systems used by the press rated the United States second to Russia in 'national" standings as was the case in 1956, but there was evidence that a return to the top spot is forthcoming if the present U. S. Olympic Development program, put into motion just three short years ago, continues its rapid growth and effectiveness.

* * *

In 1956, the USA led all nations in men's track and field, basketball, rowing, weightlifting, and women's swimming, on a basis of overall placings. It also ranked second in yachting and men's swimming, third in women's track and field and boxing, fourth in modern pentathlon, fifth in water polo, fencing, and free style wrestling, seventh in men's gymnastics, ninth in women's gymnastics, 10th in shooting, 11th in field hockey, tied for 10th in equestrian, and 12th in Greco-Roman wrestling. It failed to place in canoeing, cycling, soccer football.

Against this, Russia posted "firsts" in nine sports (women's track and field, boxing, canoeing, men's gymnastics, women's gymnastics, modern pentathlon (tie), shooting, soccer football, and Greco-Roman wrestling). The Soviet athletes also were second in five more sports, third in two others, and no lower than 10th in any of the remaining sports with the exception of yachting where they failed to score.

* * *

At Rome, the United States retained its supremacy in men's track and field, basketball, and women's swimming, adding men's swimming this time but relinquishing rowing and weightlifting laurels. However, the USA could point to runner-up positions in modern pentathlon, shooting, weightlifting, and free style wrestling plus thirds in women's track and field, boxing, rowing, and yachting.

The USA also was seventh in equestrian, fencing, men's gymnastics, and water polo, plus a ninth in women's gymnastics. It failed to score placement points in canoeing, cycling, and Greco-Roman wrestling; had no team entries in field hockey and soccer football.

Figured on the system for scoring cross country (1 point for first, 2 for second ,etc., with the low total deciding the winner) the USA scored 82 points in 1956 but improved that to 61 in 1960 (comparing only those sports in which the USA had entries both times).

At Rome, Russia retained first honors in overall ratings for five sports (women's track and field, canoeing, women's gymnastics, shooting, and Greco-Roman wrestling), adding fencing and weightlifting crowns, while relinquishing boxing, men's gymnastics, modern pentathlon, and soccer. Russia also was second in seven sports, third in two more, and no lower than ninth in any of the remaining.

Like the USA it did not have a team entered in field hockey or soccer because of pre-game elimination.

On the same cross country scoring system then, Russia had 57 points in 1956, lowered it to 50 in 1960.

* * *

From a standpoint of the number of actual medals won (for instance, four athletes on a winning relay team actually received a gold medal), the United States harvested 68 "golds" in 1960 as opposed to 60 in 1956. On the same basis, Russia picked up 56 gold medals in 1960; it garnered 61 in 1956.

This represents a gain for the USA; a decrease for Russia.

1960 OLYMPIC GAMES AT ROME
RECAPITULATION ON AWARD OF GOLD, SILVER, BRONZE MEDALS

Nation	All Competitions Placings (Listings*) 1st	2nd	3rd	Total	Medal Distribution 1st	2nd	3rd	Actual Totals* Total
Russia	43	29	31	103	56	57	44	157
UNITED STATES	34	21	16	71	68	23	19	110
Italy	13	10	13	36	35	18	28	81
Germany	12	20	10	42	32	37	18	87
Australia	8	8	6	22	8	17	9	34
Hungary	6	8	7	21	11	16	7	34
Poland	4	6	11	21	4	11	12	27
Great Britain	2	6	12	20	2	10	15	27
Japan	4	7	7	18	4	10	10	24
Romania	2	3	5	10	3	6	6	15
Turkey	7	2	0	9	7	2	0	9
Czechoslovakia	1	3	8	12	4	2	11	17
Bulgaria	1	3	3	7	1	3	3	7
Denmark	2	2	1	6	2	24	4	30
Sweden	1	2	3	6	2	2	3	7
Switzerland	0	3	2	6	0	2	6	9
France	0	2	3	5	2	6	3	11
Finland	1	1	3	5	1	1	4	6
Belgium	0	2	2	4	0	2	2	4
Iran	0	1	3	4	0	1	3	4
Holland	0	1	2	3	0	1	2	3
South Africa	0	1	2	3	0	1	2	3
New Zealand	2	0	1	3	2	0	1	3
Jugoslovia	1	1	0	2	19	1	10	30
Pakistan	1	0	0	1	16	0	1	17
Austria	1	1	0	2	1	2	0	3
Argentina	0	1	1	2	0	2	1	4
West Indies	0	0	2	2	0	0	5	5
Brazil	0	0	2	2	0	0	13	13
United Arab Republic	0	1	1	2	0	1	1	2
Canada	0	1	0	1	0	1	0	1
Norway	1	0	0	1	2	0	0	2
Venezuela	0	0	1	1	0	0	1	1
India	0	1	0	1	0	1	0	1
Spain	0	1	0	1	0	16	0	16
Ethiopia	0	0	1	1	0	0	16	16
Formosa (Taiwan)	1	0	0	1	1	0	0	1
Ghana	0	1	0	1	0	1	0	1
Greece	1	0	0	1	0	1	0	1
Irak	1	0	0	1	3	0	0	3
Morocco	0	0	1	1	0	0	1	1
Mexico	0	1	0	1	0	1	0	1
Portugal	0	1	0	1	0	2	0	2
Singapore	0	1	0	1	0	2	0	2

* In official placings, only one medal is credited to a country where team classification exists. For example, the USA won the gold medal in basketball; however there were 12 players on the team, each of whom did receive a gold medal. Relay teams in track, canoeing, swimming; crews in canoeing and rowing; equestrian and cycling teams, are other similar examples, thus leading to a compilation of "actual" medals given.

Medal Distribution By Respective Sports On 1960 Olympic Games Program At Rome

ATHLETICS — MEN

	G	S	B	Tot.
UNITED STATES	9	8	5	22
Russia	5	4	4	13
Germany	2	5	0	7
Poland	2	0	2	4
Great Britain	1	0	3	4
New Zealand	2	0	1	3
Australia	1	1	1	3
Hungary	0	1	2	3
France	0	1	1	2
Italy	1	0	1	2
West Indies	0	0	2	2
Ethiopia	1	0	0	1
Morocco	0	1	0	1
Formosa	0	0	1	1
Belgium	0	1	0	1
South Africa	0	0	1	1
Sweden	0	1	0	1
Finland	0	0	1	1

ATHLETICS — WOMEN

	G	S	B	Tot.
Russia	6	1	1	8
Germany	0	2	3	6
UNITED STATES	3	0	1	4
Great Britain	0	2	1	4
Poland	0	2	1	3
Romania	1	0	1	2
Czechoslovakia	1	0	0	1
Italy	0	0	1	1
Australia	0	1	0	1

BASKETBALL

	G	S	B	Tot.
UNITED STATES	1	0	0	1
Russia	0	1	0	1
Brazil	0	0	1	1

BOXING*

	G	S	B	Tot.
Italy	3	1	1	7
Poland	1	3	3	7
Russia	1	2	2	5
UNITED STATES	3	0	1	4
Great Britain	0	0	3	3
Czechoslovakia	1	2	0	3
South Africa	0	1	1	2
Australia	0	1	1	2
Hungary	1	0	0	1
Ghana	0	1	0	1
United Arab Republic	0	0	1	1
Romania	0	0	1	1
Argentina	0	0	1	1
Japan	0	0	1	1
Finland	0	0	1	1
Germany	0	0	1	1

* Losers in semi-finals each were awarded bronze medal.

CANOEING — (M & W)

	G	S	B	Tot.
Hungary	1	3	2	6
Russia	3	1	0	4
Germany	2	1	0	3
Sweden	1	0	1	2
Denmark	1	0	1	2
Poland	0	0	2	2
Italy	0	1	0	1
Romania	0	0	1	1

CYCLING

	G	S	B	Tot.
Italy	5	1	1	7
Russia	1	0	4	5
Germany	0	4	0	4
Belgium	0	1	1	2

EQUESTRIAN — (M & W)

	G	S	B	Tot.
Australia	2	1	0	3
Italy	1	1	1	3
Switzerland	0	2	1	3
France	1	1	0	2
Russia	1	0	0	1
UNITED STATES	0	1	0	1
Great Britain	0	0	1	1
Germany	0	0	1	1

FENCING — (M & W)

	G	S	B	Tot.
Russia	3	2	2	7
Italy	2	1	3	6
Hungary	2	1	0	3
Germany	1	0	1	2
Great Britain	0	2	0	2
Poland	0	1	0	1
UNITED STATES	0	0	1	1

FIELD HOCKEY

	G	S	B	Tot.
Pakistan	1	0	0	1
India	0	1	0	1
Spain	0	0	1	1

GYMNASTICS — MEN

	G	S	B	Tot.
Russia	4	3	3	11
Japan	4	2	3	9
Italy	0	1	2	3
Finland	1	0	0	1
Bulgaria	0	0	1	1

GYMNASTICS — WOMEN

	G	S	B	Tot.
Russia	5	5	5	15
Czechoslovakia	1	1	0	2
Romania	0	0	1	1

MODERN PENTATHLON

	G	S	B	Tot.
Hungary	2	1	0	3
UNITED STATES	0	0	2	2
Russia	0	1	0	1

ROWING

	G	S	B	Tot.
Russia	2	2	1	5
Germany	2	1	0	4
UNITED STATES	1	0	1	2
Czechoslovakia	1	0	0	1
Italy	0	1	1	2
Austria	0	1	0	1
France	0	0	2	2
Canada	0	1	0	1
Poland	0	0	1	1
Finland	0	0	1	1
Switzerland	0	0	1	1

SHOOTING

	G	S	B	Tot.
Russia	2	2	3	7
Germany	2	1	1	4
UNITED STATES	1	1	0	2
Ghana	1	0	0	1
Romania	1	0	0	1
Venezuela	0	1	0	1
Japan	0	0	1	1
Italy	0	0	1	1
Switzerland	0	0	1	1

SOCCER FOOTBALL

	G	S	B	Tot.
Jugoslavia	1	0	0	1
Denmark	0	1	0	1
Hungary	0	0	1	1

SWIMMING — MEN

	G	S	B	Tot.
UNITED STATES	4	4	3	13
Australia	4	3	2	9
Japan	2	0	2	4
Great Britain	0	0	1	1
Holland	0	0	1	1
Mexico	0	0	1	1
Brazil	0	0	1	1

SWIMMING — WOMEN

	G	S	B	Tot.
UNITED STATES	5	3	0	8
Germany	2	1	1	4
Great Britain	1	1	2	4
Australia	0	1	1	2
Holland	0	1	1	2
Russia	0	0	1	1
Sweden	0	0	1	1
Japan	0	0	1	1

WATER POLO

	G	S	B	Tot.
Italy	1	0	0	1
Russia	0	1	0	1
Jugoslavia	0	0	1	1

WEIGHTLIFTING

	G	S	B	Tot.
Russia	5	1	0	6
UNITED STATES	1	4	1	6
Poland	1	1	0	2
Singapore	0	1	0	1
Great Britain	0	1	0	1
Italy	0	0	1	1
Hungary	0	0	1	1
Japan	0	1	0	1
Pakistan	0	0	1	1
Iran	0	0	1	1
Irak	0	0	1	1

NOTE—There was a second place tie in light heavyweight division so duplicate silver awards were made.

WRESTLING (FREE STYLE)

	G	S	B	Tot.
Turkey	4	2	0	6
Russia	0	2	2	4
UNITED STATES	0	1	3	4
Bulgaria	0	2	1	3
Sweden	0	0	2	2
Germany	1	0	0	1
Japan	0	0	1	1
Iran	0	1	1	2
Pakistan	0	0	1	1
Poland	0	0	1	1

WRESTLING (GRECO ROMAN)

	G	S	B	Tot.
Russia	3	0	2	5
Turkey	3	3	0	6
Bulgaria	1	1	1	3
Romania	0	0	3	3
Germany	0	3	0	3
Hungary	0	1	1	2
United Arab Republic	0	1	0	1
Jugoslavia	0	0	1	1
Iran	0	0	1	1
Sweden	0	0	1	1
France	0	0	1	1

YACHTING

	G	S	B	Tot.
Denmark	1	2	0	3
UNITED STATES	1	1	1	3
Russia	1	1	0	2
Greece	1	0	0	1
Norway	1	0	0	1
Argentina	0	1	0	1
Portugal	0	1	0	1
Germany	0	0	1	1
Italy	0	0	1	1
Belgium	0	0	1	1
Switzerland	0	0	1	1

RECAPITULATION UNITED STATES TOTALS

Sport	G	S	B	Tot.
Athletics—Men	9	8	5	22
Athletics—Women	3	0	1	4
Basketball	1	0	0	1
Boxing	3	0	1	4
Canoeing—Men & Women	0	0	0	0
Cycling	0	0	0	0
Equestrian	0	1	0	1
Fencing—Men & Women	0	0	1	1
Field Hockey	0	0	0	0
Gymnastics—Men	0	0	0	0
Gymnastics—Women	0	0	0	0
Modern Pentathlon	0	0	2	2
Rowing	1	0	1	2
Shooting	1	1	0	2
Soccer Football	0	0	0	0
Swimming—Men	4	4	3	13
Swimming—Women	5	3	0	8
Water Polo	0	0	0	0
Weightlifting	1	4	1	6
Wrestling (Free Style)	0	0	3	3
Wrestling (Greco Roman)	0	0	1	1
Yachting	1	1	1	3

NOTE: G—Gold S—Silver B—Bronze T—Tie

MEDAL DISTRIBUTION BY NATION

Impressive Ceremonies Thrilled Thousands At Opening Of Games In Stadio Olimpico

(EDITOR'S NOTE—The following account of the opening ceremonies at the Stadio Olimpico on Thursday, August 25, 1960, was published in official bulletin No. 21 by the Italian Olympic Organizing Committee).

The Opening Ceremony of the Games of the XVII Olympiad was solemnly celebrated on the afternoon of August 25. The Greek ideal of physical strength, the songs of Pindar and Virgil, the blue sky of Athens echoing to the athletes' shouts of joy evoked once again, during a delightful Roman summer, their imperishable legend.

The proclamation of Opening pronounced by the President of the Italian Republic, the arrival of the Torch and the pure white five-ringed flag flying on the flagstaff of the Olympic Stadium offered the certainty to the immense public present at the Ceremony that an Olympiad signified not only the sweat and tears of a marathonaite or the race of a sprinter, but the sign of understanding and the confirmation that man has neither forgotten himself nor his fellow-men.

The Ceremony was initiated in an air of extreme spiritual tension, whilst the bands of the Carabinieri, the Italian Air Force, the Guardie di Finanza and the Pubblica Sicurezza played in turn a select musical programme. At 4:30 p.m., received by political and sports authorities, the President of the Italian Republic, the Hon. Giovanni Gronchi, entered the President's stand accompanied by the Presidents of the I.O.C. and the Organizing Committee. The "Olympic fanfares," immediately followed by the Italian National Anthem, greeted the Head of the Italian State.

* * *

Next came the parade of athletes, divided up into nations in accordance with Italian alphabetical order.

A large brotherhood of sportsmen, united in the spirit of chivalry, paraded in the stadium heralded by a fanfare played by ten trumpeters who preceded the column at the head of which was to be seen Greece, an honour which is hers in each Olympiad. Behind the Greek athletes followed the representatives of the 83 countries, each preceded by a nameboard bearer and a standard-bearer carrying the national flag. This impressive parade finished up with the Italian athletes who were greeted with resounding applause. As soon as the Italian athletes entered the Stadium, the historical words of De Coubertin appeared on the electric sign-board: *"The most important thing in the Olympic Games is not to win but to take part, just as the most important thing in life is not the triumph but the struggle to have fought well".*



THE UNITED STATES Olympic Team rounds the track before parading to the infield of Stadio Olimpico for the opening ceremonies of the 1960 Olympic Games.



THE ITALIAN honor guard carries the Olympic Flag while the athletes from 85 nations mass in the center of Stadio Olimpico for the opening ceremonies.

At this stage of the Ceremony, the Hon. Giulio Andreotti, President of the Organizing Committee, made his way to the rostrum accompanied by the President of the I.O.C., and then made his address of "welcome." Mr. Avery Brundage then addressed the following invitation to the Head of the Italian State: *"I have the honour to invite the President of the Italian Republic to proclaim open the Games of the XVII Olympiad of the Modern Era, initiated by the Baron Pierre de Coubertin in 1896".*

The crowd thronging the Olympic Stadium was moved by the solemnity and importance of the occasion to the heights of spiritual tension.

* * *

The Head of the State then pronounced the traditional formula: *"I declare open the Olympic Games of Rome, celebrating the XVII Olympiad of the Modern Era".*

Immediately after this, the military bands, by playing the Olympic Hymn, announced the entrance into the Stadium of the white flag with the five interlaced rings, blue, yellow, black, green and red in colour. Four sailors slowly hoisted the flag on the highest flagpole whilst, to complete the unforgettable suggestiveness of the scene, the choir of the Santa Cecelia Academy sang the Olympic hymn.

Whilst the last notes of the song faded away into the sky of Rome, the Mayor of the City, followed by two valets in dress uniform, approached the rostrum to receive from both the Mayor of Melbourne and the President of the I.O.C. the Olympic flag (in embroidered satin, donated in 1920 by the Belgian Olympic Committee) which will be kept in the Town Hall until the next Olympiad in Tokyo.

* * *

Then followed the symbolic release of pigeons and a salvo of cannon-fire. Immediately after this, the flame coming from Olympia, after having travelled 1,532 Kms. (approximately 950 miles), reached the Stadium carried by the provincial champion of the Rome secondary schools. Whilst the athlete was lighting the Olympic Flame, the "blue" Adolfo Consolini accompanied by the standard-bearer with the Italian flag, made his way towards the rostrum to take the oath. The flags of all the nations participating then formed a semi-circle around the rostrum and Adolfo Consolini, after having raised with his left hand a corner of the flag, lifted his right hand and pronounced the following oath: *"In the name of all competitors I swear that we will take part in these Olympic Games, respecting and abiding by the rules which govern them, in the true spirit of sportsmanship, for the glory of sport and honour of our country."*

The Italian National Anthem, sung by the choir of Santa Cecelia to the accompaniment of the Carabinieri band, ended a ceremony which will remain engraved in the history of Sport.



THE PROVINCIAL champion of the Roman secondary schools, last runner in the torch relay, lights the Olympic Flame high in the Stadio Olimpico.

The Lighting Of The Olympic Torch

(EDITOR'S NOTE—The following account was published in the official bulletin (No. 21) by the Italian Olympic Organizing Committee).

* * *

The ceremony of the lighting of the Olympic Torch took place at 9.30 a.m. on August 12, at Olympia. Present at the ceremony was the Official Italian Delegation, composed of the President of the Olympic Torch Committee, Aldo Mairano, the Secretary, Alfredo Langellotti, and General Tommaso Calise, Commandant of the Olympic Military Detachment.

Immediately after the lighting of the Flame by means of burning glasses, the Olympic relay immediately began its journey along the following route: Olympia, Pyrgos, Patras, Corinth, Megara, Eleusis and Athens. Arriving at Athens at 9.00 p.m. on August 13 at the Panathinoikon Stadium, the Torch was received by Greek political authorities and sport officials. The Olympic Flame continued its journey in direction of the port of Zea near Piraeus where H. R. H. Prince Constantine of Greece handed over the Torch to the Vice-President of the Organizing Committee, Mr. Piero Oneglio. The Flame was then handed over to an Italian naval cadet who carried it to the training ship "Amerigo Vespucci." The "Amerigo Vespucci" left Syracuse at 11.00 p.m., and on August 18 the symbolic flame was brought to Italian soil; beside the Arethusa Spring the first tripod was lit at 8:30 p.m. From here the spectacular race of torch bearers was "off" en route for Rome. At 9.00 p.m. on August 24 the Olympic Flame was triumphantly received in the Campidoglio, having covered a total distance of 1,532.800 kms. in 1,187 laps (approx mately 950 miles).

The next day at 5:00 p.m. the Olympic Torch left the Capitol [illegible] the following route: Campidoglio, Piazza Venezia, Piazza Colonna, Piazza del Popolo, Via Flaminia, Piazza Apolloduro, Ponte Milvio, Lungotevere [illegible] Delle Central Headquarters of the Organizing Committee, Athletes' Village and passage to Stadio dei Marmi and the Olympic Stadium at 5:40 p.m.

OLYMPIC CEREMONIES



AN UNFORGETTABLE MOMENT in the closing ceremonies for the 1960 Olympic Games in Stadio Olimpico. The Olympic Flag, held by its bearer by eight students from the Institute of Physical Education (lower left), is paraded slowly while the notes of stirring march music fade and a five salvoes of cannon fire resound through the air from the slopes of Monte Mario.

Parade Of Flags Highlighted Closing Ceremonies

(From Official Bulletin No. 22)

The Closing Ceremony of the Games of the XVII Olympiad was held on September 11 in the Olympic Stadium, starting at 6:30 p.m., immediately after the termination of the team Jumping Grand Prix, the last of the Olympic events.

The long file of flag-bearers of the various Delegations, preceded by the placard-bearers, having paraded in the Stadium, took up positions in a horizontal line in the same way as they did for the Opening Ceremony. The parade of the flags took place to music played by the bands of the Carabinieri, the Italian Air Force, the Guardia di Finanza and the Police.

Upon termination of the parade, which was headed by the Greek flag and brought to a close by the Italian flag carried by the gold-medallist Mangiarotti, the flags of Greece, Italy and Japan (this latter nation to act as host to the Games of the XVIII Olympiad) were hoisted on the three flag-poles: Greece on the right, an honour reserved to it in each Olympiad, Italy in the centre and Japan on the left. The National Anthem of each of these countries was played as each flag was hoisted. Immediately afterwards, the "Fedeli di Vitorchiano" sounded a fanfare on the Capitoline trumpets.

* * *

The President of the I.O.C., Mr. Avery Brundage, then mounted the rostrum and pronounced the formula of the Closing of the Games with the following words:

"In the name of the International Olympic Committee, I offer to the President of the Republic, the Hon. Giovanni Gronchi, and to the people of Italy, to the Authorities of the City of Rome and to the Organizing Committee of the Games, our deepest gratitude. I declare the Games of the XVII Olympiad closed and, in accordance with tradition, I call upon the youth of all countries to assemble four years from now at Tokyo, there to celebrate with us the Games of the XVIII Olympiad. May they display cheerfulness and concord so that the Olympic Torch will be carried on with ever greater eagerness, courage and honour for the good of humanity throughout the ages".

The words of the President of the I.O.C. were followed by a triple fanfare of trumpets. The Choir of the National Academy of Santa Cecelia, accompanied by the band of the Carabinieri, then sang the Olympic Anthem whilst the Olympic Flame, which had inspired the hopes and victories of thousands of athletes for eighteen days, was slowly extinguished and the Flag, which had been hoisted during the opening of the Games in the top right hand corner of the field, was lowered by sailors. The flag was ceremoniously carried in a horizontal position by eight students from the Institute of Physical Education to the strains of the "Hymn of the Sun." Meanwhile, a salute of five guns was fired from the slopes of Monte Mario whilst five searchlights lit up the sky of Rome immediately behind the tripod.

On the electric indicator boards, flashed by innumerable bulbs, appeared the words: *"See you in Tokyo in 1964"* which signifies that the end of an Olympiad does not close an epoch but lights the way to another even more glorious one.

Olympic Records Smashed In All But Four Track And Field Events; U. S. A. Team Leader

"Citius, Altius, Fortius," is the Olympic motto and the athletic greats of the world lived up to it in the 1960 Olympics by going faster, soaring higher and demonstrating more strength than ever before.

As if inspired by the splendor of historic Rome, the track and field stars smashed four world records, tied two others and posted a world's best time in the marathon. Many Olympic standards were shattered and one equalled in the magnificent marble Stadio Olimpico and on the storied streets of the Eternal City.

Only the standards for the 110-meter hurdles, the 5,000-meter run, the 20,000-meter walk and the javelin throw withstood the onslaughts on the fast, reddish-brown clay track and the emerald green infield of the flag-rimmed stadium, nestled below the lush verdant slopes of Mount Mario.

* * *

Two of the world marks and nine of the Olympic records were set by the United States, which once again dominated this portion of the Games. The Americans collected the most medals, getting nine golds for first, eight silvers for second and five bronzes for third.

Soviet Russia was next with five golds, four silvers and four bronzes. Germany, New Zealand and Poland each won two gold medals while Italy Britain, Australia and Ethiopia—with the surprising marathon king in Abebe Bikila—earned one each.

In four of the events—the 110 (Lee Calhoun) and 400-meter hurdles (Glenn Davis), the shot put (Bill Nieder) and the discus throw (Al Oerter) —the USA swept all three medals. No other nation was able to accomplish this grand slam in any event.

The other US winners were Otis Davis, 400 meters; the 1,600-meter relay team (Jack Yerman, Earl Young, Glenn Davis and Otis Davis); Ralph Boston, broad jump; Don Bragg, pole vault; and Rafer Johnson, decathlon.

* * *

Outstanding as were the USA performances, they last lustre when matched against the harvest of 15 gold medals at Melbourne in 1956 and the 14 at Helsinki in 1952. But times have changed. The rest of the world is catching up quickly on the athletic fields. The chances are slim that any one nation ever will be able to dominate Olympic track and field the way the US did in Australia and Finland.

In the wake of the triumphs and defeats, Larry Snyder of Ohio State, the head coach of the US track and field forces, summed up the New Order thusly:

"We were ready, confident, not cocky, for whatever the rest of the world had in store for us. We soon found out that they also were ready —no longer war-ravaged or hungry. They were set to do battle. For the first time in recent Olympic history we were faced with the same tough, unrelenting competition that the rest of the world had faced in meeting the USA teams in each Olympiad. We very quickly learned that nothing but the very best on our part would bring victory."

The new facts of life were demonstrated quickly. For the first time since Canada's Percy Williams swept the 100 and 200-meter dashes in 1928, the Americans failed to capture both sprints. And, for the first time in 48 years, the USA lost the 400-meter relay. At Rome the Americans were disqualified in the relay, after finishing first ahead of Germany, because Ray Norton, the second runner, took the baton from Frank Budd past the legal exchange zone. Ironically the USA quartet was disqualified in a heat in 1912.

* * *

The sprint gold medals went to non-English speaking nations for the first time. Germany's rocket-starting Armin Hary, co-holder of the new world record of 10 seconds flat, nipped America's fast-closing Dave Sime in Olympic record time of :10.2 for the 100. He then led a German quartet to a gold strike in the 400-meter relay in :39.5, tying the world and Olympic mark set by the USA in 1956. Italy's Livio Berutti captured the 200 in :20.5, equalling the world and Olympic standard and igniting a torch-burning ceremony by the jubilant Italians.

The American failures in the sprints and the 800-meter run, where the US was shut out of the final, were atoned for somewhat by Otis Davis' razor-thin victory over Germany's Carl Kaufman in the 400 in the world record time of :44.9, and the triumph by the 1,600-meter relay team (anchored by Davis) in world record clocking of 3:02.2.

Australia's Herb Elliott pounded to a smashing triumph in the 1,500 in the astounding world record time of 3:35.6 (equal to about a 3:53.4 mile). The fourth world record was made by Poland's Jozef Schmidt in the hop, step and jump, who travelled 55 feet 1⅜ inches. However, he had a better mark of 55 feet 10½ inches pending.

In addition, a world's best time and Olympic record of 2 hours, 15 minutes, 16.2 seconds was posted in the moonlight by barefooted Abebe Bikila, a 28-year-old, 128-pound Ethiopian and a member of Emperor Haile Selassie's Imperial Body Guard.

With surprises like Bikila and a deep and talented field right down the line, it was no great surprise that no athlete was able to win two individual gold medals. The Davis boys, Otis



and Glenn, and Germany's Hary were the only ones to earn two gold medals —on individual and relay victories.

* * *

Glenn Davis, in the 400-meter hurdles, Lee Calhoun in the 110-meter hurdles, and Al Oerter, in the discus, were the only 1956 US champions able to retain their crowns. Davis and Calhoun made history by winning their specialties twice, Davis in Olympic record time of :49.3. Oerter (194 feet 1½ inches) also surpassed his own Olympic mark.

Seven 1956 titleholders failed to repeat. They included Parry O'Brien, second in the shot put, Hal Connolly in the hammer throw, Charlie Dumas in the high jump, France's Alain Mimoun in the marathon, Brazil's Adhemar da Silva in the hop, step and jump, Norway's Egil Danielsen in the javelin, and New Zealand's Norman Read in the 50,000-meter walk.

The four other US record-making Olympic champions were Ralph Boston, who wiped out Jesse Owens' mark with a leap of 26 feet 7¾ inches; Rafer Johnson (8,392) in the decathlon; shot putter Bill Nieder, the world-record holding reserve who replaced injured Dave Davis, [illegible] 6⅝ inches, and pole vaulter Don Bragg (15 feet 5⅛ inches).

Three other US champions—high jumper John Thomas, [illegible]

(Continued on page [illegible])





ATHLETICS—MEN

Continued from page 71

es), hammer thrower Harold Connolly (230 feet 9 inches) and javelin tosser Bill Alley (283 feet 8 inches)—all with new world marks, were beaten.

Thomas cleared 7 feet ¼ inch but bowed to Russia's Robert Shavlakadze and Valeriy Brumel, each with 7 feet 1 inch. Connolly tossed the hammer 208 feet 7⅛ inches, surpassing his 1956 Olympic record, but finished eighth behind Russia's victorious Vasiliy Rudenkov (220 feet 1⅝ inches). Alley, with 225 feet 2⅛ inches, didn't qualify for the final, won by Russia's Viktor Cybulenko at 277 feet 8⅜ inches.

* * *

The disappointment over some of the American defeats was heightened because of the tremendous performances in the qualifying competitions at the training camp at Eugene, Ore., and the pre-Olympic meets in California and Berne, Switzerland.

The tryouts included the Inter-Service Championships at Camp LeJeune, N. C., June 10-11, the NCAA Championships at Berkeley, Calif., June 17-18, the National AAU Championships at Bakersfield, Calif., June 24-25, and the Final Tryouts at Stanford, Palo Alto, Calif., July 1-2.

Olympic competition was uniformly better than before because of the rigid qualifying standards imposed by the International Amateur Athletic Federation. For example, Max Truex, who gave a spectacular performance in finishing sixth in the 10,000 in the excellent time of 28:50.2, was the only American to meet the qualifying time of either 29:40.0 for 10,000 meters or 28:50.0 for six miles.

Larry Snyder, the head coach, was ably assisted by George Eastment of Manhattan College, Ralph Higgins of Oklahoma State University, and Lloyd (Bud) Winter of San Jose State College. Pincus (Pinky) Sober of New York, chairman of both the US Olympic and National AAU track and field committees, was the head manager. He was aided by Lt. Col. Charles B. Allard, USAF, Washington, D. C., Michael Portanova, Torzana, Calif., and Albert R. Post, Bloomfield, N. J.

The nine-day program got under way on Aug. 31. Weather conditions varied for the program. Some days still were hot but the thermometer started dropping around 5 P.M., when the sun dipped behind the stadium.

The wind switched. Some days there were strong headwinds and some days the wind blew in the opposite direction. A cloudburst delayed the decathlon for more than an hour on Sept. 5, forcing the contestants in the 10-event competition to continue until midnight. Then they had to resume at 9 A.M. the following day.

* * *

Here's how the competition went:

100 METERS — Germany's Armin Hary shaded Dave Sime of the USA in Olympic record time of :10.2. Sime also was clocked in :10.2, one-tenth of a second faster than the mark first set by Eddie Tolan in 1932 and last equalled by Bobby Morrow in 1956. Morrow, triple gold medalist in 1956, didn't qualify for a starting berth.

Hary, co-holder with Canada's

Continued on page 75

ENTRIES BY EVENTS

Athletes are listed in order of their placement in finals of their respective events at the U. S. Olympic Trials, July 1-2, 1960 in Stanford University Stadium.



100 Meters
Ray Norton
Frank Budd
David Sime
Paul Winder (r)

400 Meters
Jack Yerman
Ted Woods
Otis Davis
Theodore Woods (r)

800 Meters
Thomas Murphy
Jerome Howard
Lester Cuttler

1500 Meters
Dyrol Burleson
J. Edward Grelle
Peter Close

5000 Meters
James Beatty
William Dellinger
Max Truex

10,000 Meters*
Max Truex
(only
qualifier)

Marathon Run*
James J. Kelley
Abebe Bikila
Alex Breckenridge
Robert Conn**

Decathlon*
Rafer Johnson
Philip Mathews
Dean Smith

50,000 m. Walk*
Rudolph Nyhoss
Ronald Zinn
Robert Milam

50,000 m. Walk
Ronald O. Laird
John Ahearn
Donald Donald

110 meter Hurdles
Lee Calhoun
Willie May
Hayes Jones

Legend: (r) qualified as reserve
*Trials in these events held in Los Angeles on page 74. Top three qualified; not an final entry list for Stanford.

400 meter Hurdles
Glenn Davis
Richard Howard
Clifton Cushman

3000 meter Steeplechase
George Young
Phil Coleman
Charles Jones

High Jump
John Thomas
Joseph Faust
Charles Dumas

Broad Jump
Ralph Boston
Kenneth Watson
Irvin Roberson

Hop-step-and-jump
Ira Davis
Herman Stokes
William Sharpe

Pole Vault
Donald Bragg
Robert Gutowski
David Clark

Shot Put
Dallas Long
Parry O'Brien
Arthur Rowe
William Nieder

Discus Throw
Richard Babka
Alfred Oerter
Richard Cochran

Hammer Throw
Albert Hall
Harold Connolly
Edward Bagdonas

Javelin Throw
Albert Cantello
Bill Alley
Richard Neuman
Edward Burke

OFFICIAL RESULTS — 1960 U.S. OLYMPIC MEN'S TRACK AND FIELD TRIALS

STANFORD UNIVERSITY STADIUM
STANFORD, CALIF., JULY 1-2

100 METER DASH

First semi-final—won by Ray Norton, Santa Clara Youth Village, 10.4; 2—Bill Woodhouse, Abilene Track Club, 10.5; 3—Ira Murchison, Philadelphia Pioneers, 10.5; 4—Dee Simms, Philadelphia Pioneers, 10.5; 5—tie between Vance Robinson, North Carolina College and Larry Dunn, Arizona, 10.6.

Second semi-final—won by Charley Tidwell, Kansas, 10.4; 2—Willie White, California, 10.4; 3—Frank Budd, Air Force, 10.4; 4—Air Force, and Paul Winder, Morgan State, 10.4; 5—Ron Watson, Striders, 10.5; 6—Doug Collins, Occidental, 10.5.

FINALS—won by Norton, 10.4, 2—Budd, 10.4, 3—tie between Sime and Winder, 10.5; 5—Woodhouse, 10.5; 6—White 10.5. (note Tidwell pulled up lame, Fuller also ran.)

200 METER DASH

First semi-final—won by Stacy Johnson, South Side Track Club, 21.1; 2—Andrew Santa Clara Youth Village, 20.7; 3—Bobby Morrow, Abilene Track Club, 20.8; 4—Paul Winder, Morgan State, 20.8; 5—Keith Thomasson, Santa Clara Youth Village, 21.1; Note—Willie Williams, San Jose State, was scratched.

Second semi-final—tie between Les Carney, Portland Striders, and Ed Collymore, U.S. Marines, 20.9; 3—Dee Givens, Oklahoma, 20.9; 4—Sime, Duke Track Club, 21.0; 5—Paul Drayton, Villanova, 21.1; Note—Jerry Siebert was scratched as was Ted Nelson of Omaha.

FINALS—won by Norton, 20.5, 2—Johnson, 20.8, 3—Carney, 20.9, 4—Morrow, 21.1, 5—Winder, 21.2, 6—Dee Givens, 21.2; 7—Collymore, no time.

400 METER DASH

First semi-final—won by Jack Yerman, California, 46.5; 2—tie between Ron Delany, Colorado, and Dick Edmundson, Princeton, 46.7; 4—Jerry Siebert, Striders, 46.6; 5—Dave Mirra, Purdue, 47.0; 6—Walter McCullough, North Carolina College, 47.0; 7—Dave Myers, Central Michigan, no time.

Second semi-final—won by Otis Davis, Emerald Empire A.A., 46.4; 2—Earl Young, Oklahoma Track Club, 46.4; 3—Mel Pender, Striders, 46.5; 4—DeLoss Dodds, Kansas State, 46.7; 5—Ed Knoles, Southern California A.A., 47.0; 6—Willie Williams, Striders, 47.5.

FINALS—won by Yerman, 46.3, 2—Delany, 46.4, 3—Young, 46.4, 4—Davis, 46.4, 5—Siebert, 46.7—tie between Hall and Roberson, 46.9, 7—Edmundson, no time.

800 METER RUN

First semi-final—won by Tom Murphy, New York A.C., 1:48.8, 2—Jerry Siebert, California, 1:49.1, 3—Bob Tegtaw, Kansas, 1:49.3, 4—Ted Nelson, Mankato State, 1:49.3, 5—Dudley Morgan, Army, 1:49.7; Second semi-final—Unfinished, 1:49.

Second semi-final—won by James Dupree, New Mexico, 1:47.7, 2—Tie between Brent Cunliffe, Stanford, and Lew Merriman, Wichita Track Club, 1:47.8, 4—Jim Beatty, 1:47.9, 5—Art Evans, New York A.C., 1:47.9, 6—Lee Martin, Morgan State, 1:48.7.

FINALS—won by Murphy, 1:46.7, 2—Siebert, 1:46.8, 3—Dupree, 1:47.3, 4—Merriman, 1:47.3, 6—Tegtaw, 1:50.6, —Stack, no time.

1500 METER RUN

FINALS—won by Dyrol Burleson, Oregon, 3:46.9, 2—Jim Grelle, Emerald Empire A.A., 3:47.3, 3—Peter Close, U.S. Marines, 3:47.5, 4—Ed Moran, New York A.C., 3:48.4, 5—Archie Sanderson, Striders, 3:48.5, 6—Archie Sanderson, Wichita Track Club, 3:49.3; Not completed—Milford Dahl, UCLA; George Larson, Oregon; Mickie Fleming, U.S. Marines; Paul Wellborn, Occidental; Bob Holland, UCLA; Gary Corbin, Striders; Jim Beatty, New York A.C.; Charles Bobby Seaton, U.S. Marines.

5000 METER RUN

FINALS—won by Jim Beatty, Santa Clara Youth Village, 14:22.2, 2—Max Truex, Dellinger Emerald Empire, AA, 14:13.8, 3—Bob Soth, Striders, 14:18.6, 4—Paul Whitely, Kansas State Teachers, 14:28.4, 5—Mel Robertson, Striders, 14:38.2, 6—Billy Mills, Kansas, 14:38.2, 7—Dave Wilson, Striders, 14:38.2, 8—Vinton, Georgetown; Bob Hancoken, Missouri; Jarrard Ashmore, Western Michigan; Miles Eisenman, Oklahoma State; Lew Stieglitz, U.S. Navy; and Max Truex, U.S. Air Force.

10,000 METER RUN
(Held at Bakersfield, Calif., NAAU meet)

FINALS—won by Al Lawrence, Houston (non-citizen), 30:11.4, 2—Doug Kyle, Calgary Track Club (non-citizen), 30:21.4, 3—Max Truex, U.S. Air Force, 30:16.3, 4—Dyrol Burleson, Oregon, 30:20.0, 5—Bob Soth, Striders, no time; Mal Robertson, Striders, no time.

MARATHON RUN
(Combined trials and assignment in both the Boston and Pittsburgh AAU marathons).

Glenn MacArdle, N.Y. Pioneers, 2nd at Boston (2:27:18.0) and 2nd in NAAU (2:27:46); Alex Breckenridge, U.S. Marines, 6th at Boston (2:29:43.0) and 3rd at NAAU (2:32:41.0); Robert Cons, Culver City, Calif., 18th at Boston (2:35:33.0); Arthur Efthimos, Striders, 5th; NOTE—James Kelley, Boston, A.A. did not finish Boston run but won NAAU in 2:20:13.6.

50,000 METER WALK
(Held at Pittsburgh, July 3).

Won by Ronald O. Laird, N.Y. Pioneers, 5:41:08.0; 2—Bruce D. Yeager, Striders, 5:41:08.0; 3—Bruce D. MacDonald, N.Y. Pioneers, 6:45:10.0; 4—John C. Blackburn, Ohio Track Club, no time given.

20,000 METER WALK
(Held at Baltimore, Md., July 17)

FINALS—won by Capt. Joseph Maluza, (USAF) 1:34:12.0; 2—Ronald Laird, Quebec Canada; 3—Ronald L. Zinn, U.S. Military Academy, 4—Robert F. Main, Pennsylvania A.C.

DECATHLON
(Held at Eugene, Ore., July 8-9)

Won by Rafer Johnson, Kingsburg, Calif., 8,683 (new world record); 2—C. K. Yang, Nationalist China, 8,426; 3—Vasili Kuznetsov, Memphis Track Club, 8,334; 4—Ed Memphis Track Club, 8,334; 4—Ed Southern California A.A., 7,930; 5—James Klein, Santa Barbara A.C., 7,185; 6—Dick Herman, New York Pioneer Club, 7,092; 7—Dave Anderson, Emerald Empire A.C., 6,916; 8—Tom Waddell, Boston, 6,945; 9—Duane Kerzina, Arizona, 6,877; 10—Bill Toomey, U.S. Navy; Gene Freudenthal, S. C. Striders.

110 METER HURDLES

First semi-final—won by Hayes Jones, Eastern Michigan, 13.9; 2—Walter Rolf, Washington State, 14.1; 3—Jerry Tarr, Emerald Empire A.A., 14.1; 4—Willie Atkins, Striders, 14.1; 5—Bob Hall, Air Force, 14.2; 6—Jim Johnson, UCLA, 14.4; Note—Ray Cunningham, Striders, scratched.

Second semi-final—won by Lee Calhoun, Army, Ind., 13.8; 2—Willie Tech, Striders, 14.0; 3—Dave Odegard, Minnesota, 14.0; 4—Bob Backus, New York A.C., 14.0; 5—Carl Brown, Winston-Salem, 14.0; 6—Clarence Treat, Occidental, 14.6. Note—Dave Edstrom, Oregon, scratched.

FINALS—won by Calhoun, 13.4, 2—May, Striders, 13.5, 3—Cobb, U.S. Army, 13.7, Ant, 14.2, 6—Casey, 14.2, 7—Tarr, no time.

400 METER HURDLES

First semi-final—won by Glenn Davis, Ohio Track Club, 50.5, 2—Cliff Cushman, Kansas, 50.7, 3—Don Styron, N.E. Louisiana State, 51.8, 4—Jon Culbreath, Philadelphia Pioneers, 50.8, 5—Ron Aldewich, Georgia Tech, 52.2, 6—Dick Copley, Michigan, 53.5.

Second semi-final—won by Eddie Southern, New York A.C., 51.2, 2—Jim Lea, Striders, 51.2, 3—Dick Howard, Kansas, 51.2, 4—Dick Howard, Kansas, 51.2, 4—Francis Washington, Winston-Salem, 51.6, 5—Rex Wilson, Texas, 51.6, 6—James Thomas, New Mexico, 52.4, Note—Jack Yerman, California, scratched.

FINALS—won by Davis, 49.5, 2—Howard, 49.8, 3—Cushman, 50.2, 4—Washington, 50.2, 5—Southern, 50.2, 6—Styron, 50.3, Note—Cawley also ran.

3000 METER STEEPLECHASE

FINALS—won by Gerry Lindgren, U.S. Army, 8:50.6, 2—Philip Coleman, Chicago Track Club, 8:51.2, 3—Pat Traynor, U.S. Army, 8:52.5, 4—Tom Oakley, Little Rock, Ark., 9:04.0, 5—Hal Higdon, Chicago Track Club, 9:21.6, 6—Ned Sargent, Santa Clara TY, 9:26.9. Also ran—Norm Hoffman, Oregon; Jerry Cornelius, Striders; Jim Hughes, Arizona; Bill Peck, Occidental; and Ike Matzz, U.S. Army, Note—Charles Clark, San Jose State, and Dave Martin, Michigan, scratched.

HIGH JUMP

FINALS—won by John Thomas, Boston University, 7'1½", 2—Joe Faust, Occidental (frosh), 7'0", 3—Charles Dumas, Southern California, 6'1½", 4—Errol Williams, San Jose State, 6'1½", 5—Charles Lewis, Gramling, 6'1½", 6—Herman Wyatt, Santa Clara Youth Village, 6'1½"; Note—Vance Barnes, San Jose State, 6'7½;" 8—tie by Phil Fahlen, U.S. Marines; Ed Caslavka, Striders; Charles Williams, Mexico City, Mo. H.S.; Hamilton Coleman, Morgan State; Bob Gardner, U.S. Marines, and Reginald Shepard, Indiana, 6'1½".

BROAD JUMP

FINALS—won by Ralph Boston, Tennessee State, 26'11¼"; 2—Greg Wilson, Oklahoma, 25'9½"; 3—Irv Roberson, U.S. Army, 25'5¼"; 4—Ernie Shelby, Striders, Ind., 25'4½"; 5—Darrell Horn, Oregon State, 25'3½"; 6—Gayle Hopkins, Striders, 25'1½"; Note—Ken Wiley, Striders, 24'10½"; Ken Stafford, Striders, 24'6½"; Jon Kelly, Stanford, 23'4½"; Charles Wilson, Striders, 23'1½"; 11—Bob Lawson, Emerald Empire AA, 22'6½".

POLE VAULT

FINALS—won by Donald Bragg, U.S. Army, 15'5½"; 2—Ron Morris, Striders, 15'5½"; 3—David Clark, Texas State, 15'1½"; 4—Henry Wadsworth, Florida, 15'1½"; 5—Jerry Nelson, Striders, 14'9½"; 6—Bob Seeley, Oklahoma State, 14'9½"; 7—Jim Martin, Oklahoma; Jim Johnston, U.S. Army; Jim Graham, Southern California; Bruce Cramer, Everett Elks; Bob Gutowski, U.S. Marines, 14'9½"; 12—Dick Kimball, San Jose State, 14'4½"; 13—George Mattox, Santa Clara Youth Village.

HOP-STEP-AND-JUMP

FINALS—won by Ira Davis, Philadelphia Pioneers, 53'1¼"; 2—Herman Stokes, Striders, 51'11½"; 3—Bill Sharpe, Philadelphia Pioneers, 51'9½"; 4—Ron Andrews, Striders, 51'9½"; 5—Jerry Proctor, Army, 51'05½"; (Andrews had better second jump to break tie), 6—Luther Hayes, Southern California, 50'8½"; Pioneers 7—Jerry Siebert, California, 49'9½"; 8—Darrell Horn, Oregon State, 49'2"; 9—Ken Wiley, Striders, Ind., 48'10½"; 10—Ernie Shelby, Striders, Ind., 48'10½"; 11—Godfrey Moore, Winston-Salem, 47'6½"; 12—Jerry Dyer, N.E. Louisiana T.C., 47'6"; Note—Winston Doby, UCLA, scratched.

SHOT PUT

FINALS—won by Dallas Long, Southern California A.A., 64'6½"; 2—Parry O'Brien, Striders, 62'3½"; 3—Dave Davis, Striders, 61'10½"; 4—Bill Nieder, U.S. Army, 59'9½"; 5—Jerry Winters, Stanford, 59'1½"; 6—Bob Backus, New York A.C., 58'10½"; 7—Jack Yerman, California, 58'3½"; 8—Ken Horn, Striders, 58'3½"; 9—Ed Nutting, Arizona, 58'0½"; 10—Joe Marchitto, Manhattan, 57'5½"; 11—Ed Kohler, New York A.C., 57'4½".

DISCUS THROW

FINALS—won by Rink Babka, Striders, 193'3½"; 2—Dave Weill, New York A.C., 192'8½"; 3—Jay Silvester, U.S. Army, 191'1½"; 4—Jay Silvester, U.S. Army, 181'2"; 5—Gordon Dunbar, Striders, 179'11½"; 6—Jack Ellis, New York A.C., 179'2"; 7—Bob Humphreys, Striders, 178'8½"; 8—Jack Yerman, California, 178'6½"; 9—Dick Cochran, Arizona, 168'8½"; 10—Parry O'Brien, Striders, 168'3½"; 11—Jim Wade, Southern California, 167'5½"; 12—Jerry Stubblefield, Oregon, 166'6½"; 13—Jack Sage, Naval Academy, all fouls.

HAMMER THROW

FINALS—won by Al Hall, New York A.C., 214'9"; 2—Hal Connolly, Striders, 212'8½"; 3—Ed Burke, U.S. Army, 208'11½"; 4—Bill McWilliams, U.S. Army, 201'8"; 5—Tom Nieland, New York A.C., 200'7"; 6—Bob Backus, New York A.C., 194'11½"; 7—Mike Ellis, Striders, 194'3½"; 8—Hamilton Thomas, New York A.C., 190'9½"; 9—Jack Yerman, California, 187'6"; 10—Roger Wilson, Harvard, 187'3"; 11—Dave Clark, Yale, 179'10"; 12—Jim Pryde, California (Santa Barbara), 179'6½"; 13—Jack Sage, Naval Academy, all fouls.

JAVELIN THROW

FINALS—won by Al Cantello, U.S. Marines, 277'7"; 2—Bill Alleyn, Kansas, 269'7½"; 3—Terry Boucher, Kansas, 255'11"; 4—John Lotz, Striders, 254'10½"; 5—Bob Roggy, Striders, Bob Sloderbo, Southern California, 244'10"; 6—Phil Conley, ex-Cal Tech, 241'11½"; 7—Rafer Johnson, Striders, 240'9"; 8—Larry Stuart, Santa Ana J.C., 236'5½"; 9—Jon Culbreath, Philadelphia Pioneers, 235'10½"; Fran Clarence, 230'9"; 11—Gary Sleeland, Oregon State, 227'9"; 12—Chuck Wilkinson, Redlands, 224'6½"; 13—Ron Unrich, UCLA, 222'9".

ATHLETICS—MEN

Continued from page 73

Harry Jerome of the world record of :10.0, got off the mark as if he was shot out of a cannon and led by a yard in the first few strides. Sime, off last, made up three or four yards in the last half of the race and almost caught the flying German with a desperate lunge that sent him sprawling. But Hary still had about two feet on Sime when it was over.

Britain's Peter Radford also closed brilliantly to capture the bronze medal by a whisker from Cuba's Enrique Figuerola with American Frank Budd close behind in fifth place and the third American, Dave Sime, fourth. Ray Norton, last, Radford, Figuerola and Budd all were timed in :10.3, tying the old record. Norton, admittedly "tense and tied up in a knot," was timed in :10.4.

Jerome pulled up lame in the first semi-final and didn't finish. He had to withdraw from the 200.

* * *

200 METERS—Hary, complaining of a pain in his right thigh, withdrew to concentrate on the 400-meter relay. But another Italian player who had —ended the USA's string of five straight by twice equalling the world record of :20.5 and breaking American Bobby Morrow's 1956 Olympic standard of :20.6. After posting a :20.5 to Ray Norton's :20.7 in the second semi-final, the 21-year-old Italian tied that time in a front-running race in the final. He won by a yard over American Les Carney (:20.6) with Adolph Seye of Senegal (:20.7) third, Poland's Marian Foik (:20.8) fourth, American Stone Johnson (:20.8) fifth, and Norton sixth (:20.9) last. Norton was second with about 90 yards to go but he faded as Carney came up fast to the finish line.

400-METER RELAY — The USA's string of eight straight was snapped in the Olympics by Germany's qualification as Germany won in :39.5, equalling the world and Olympic record set by the champion Americans in 1956. Ray Norton, the second American runner, took the baton from Frank Budd about three yards beyond the legal passing zone, resulting in the disqualification. Norton almost came to a complete stop when Budd yelled at him, Norton, however, ran a tremendous leg as did Stone Johnson, the third man. Dave Sime, the anchor man, started the final century about three yards behind Germany's Martin Lauer and overhauled him to score by about two feet. But it was all in vain when the red flag, denoting a foul, was raised.

Germany's record-breaking quartet included, in order, Bernd Cullman, Armin Hary, Walter Mahlendorf and Lauer. Russia, for the second straight time, surprised by taking second with Britain third, Italy fourth and Venezuela fifth.

* * *

400 METERS—Otis Davis, a reformed basketball player who had been running two years, made it two straight for the US by taking one of the great races of all time. The lean, 28-year-old Californian scored by a shade over sporting Carl Kaufmann of Germany in the world and Olympic record time of :44.9.

Mal Spence of South Africa led at the halfway mark of the six-man final but Davis opened up and pulled in front in the turn. Going into the straight Davis had a sizeable lead of better than four yards over the fourth-running Kaufmann. The German cut down the margin with every stride but Davis held on to win by inches as both were timed in a remarkable :44.9.

Spence (:45.5) managed to hold on to third followed by India's Milkha Singh (:45.6), Germany's Manfred Kinder (:45.9) and Californian Earl Young (:45.9). All six bettered or tied the old Olympic mark of :45.9, set in 1952. American Lou Jones held the former world record of :45.2 established in 1956.

Jack Yerman, the third American, was eliminated in the semi-finals, finishing sixth and last in :48.9.

* * *

1,600-METER RELAY—This was another US vs Germany thriller with the American quartet of Jack Yerman (:46.2), Earl Young (:45.6), Glenn Davis (:44.2 and Otis Davis (:43.0) winning by about five yards in the world and Olympic record time of 3:02.2. Germany (Hans Reske :47.0, Manfred Kinder :44.9, Johannes Kaiser :45.9, and Carl Kaufmann :44.9) also eclipsed the record of 3:03.9 set by Jamaica in 1952 with a time of 3:02.7. The West Indies, pre-race favorite, was third in 3:04.0 followed by South Africa, Great Britain and Switzerland.

Yerman, who had been handicapped by illness in the 400, got a seven-yard lead over the fourth-place German, Reske. Kinder ran a fantastic :44.9 leg to Young's :45.6 and pulled within a yard of the American. It was now or never race.

Glenn Davis, the 400-meter hurdle king, ran a clever third leg. He tricked Kaiser into passing his stronger on an attempt to pass on the backstretch and then raced away in the stretch to defend Otis Davis's five-yard lead over Carl Kaufmann. The Brooklyn-born German pulled within a yard of Otis going into the last turn. Midway in the curve Otis burst into a four-yard lead. That was it. Kaufmann blazed down the stretch but he couldn't cut down the margin. Otis finally had learned the art of pacing in the very moment it counted.

"I just learned how to run in the last couple of races," said the novice with the perfect stride.

* * *

800-METER RUN—For the first time since 1896, the US failed to place a man in the finals when Canada's New Zealand's Peter Snell won Olympic record time of 1:46.3 as he won this event five times straight since 1932.

Tom Murphy of Brooklyn, who took

STANDARDS FOR ENTRY IN 1960 OLYMPIC GAMES TRACK AND FIELD EVENTS FOR MEN

According to International Amateur Athletic Federation (IAAF) rulings, each nation was allowed one entry per individual event by right but, in order to enter two or the maximum three, the following standards had to be met by all entries each nation submitted. The period set for meeting these standards extended from October 1, 1959 to August 16, 1960.

Track Event	*Time*
100 Meters	:10.4
200 Meters	:21.1
400 Meters	:47.2
800 Meters	1:49.2
1,500 Meters	3:45.0
5000 Meters	14:10.0
10,000 Meters	29:40.0
110 m. Hurdles	:14.4
400 m. Hurdles	:52.2
3000 m. Steeplechase	8:55.0

Field Event	*Distance*
High Jump	6' 8¾"
Pole Vault	14' 5½"
Broad Jump	24' 7¾"
Hop-Step-and-Jump	51' 3"
Shot Put	55' 9¾"
Discus Throw	172' 10½"
Hammer Throw	202' 5"
Javelin Throw	251' 0"
Decathlon	6750 Pts.

English Distance	*Time*
100 Yards	:09.8
220 Yards	:21.4
440 Yards	:47.6
880 Yards	1:49.8

One Mile	4:02.0
Three Miles	13:45.0
Six Miles	28:50.0
120 yd. Hurdles	:14.4
440 yd. Hurdles	:52.5

Height—Distance	
Field Event	
High Jump	6' 8¾"
Pole Vault	14' 5½"
Broad Jump	24' 7¾"
Hop-Step-and-Jump	51' 3"
Shot Put	55' 9¾"
Discus Throw	172' 10½"
Hammer Throw	202' 5"
Javelin Throw	251' 0"
Decathlon	6750 Pts.



ARMIN HARY'S EXTREMELY FAST START enabled the German sprint ace to win the 100 meter dash final. Shown at the left are the runners in the very instant of starting. Hary is closest to the camera in lane six while partially hidden are Peter Radford, Great Britain (lane five), and Enrique Figuerola, Cuba (lane four). One of three USA finalists, Ray Norton (lane three) blocks out view of teammate Francis Budd (lane two) but David Sime (lane one) can be seen. The center view shows Hary lunging forward to a slight advantage while at the right, the runners are about to take their second stride, with Hary clearly ahead.

ATHLETICS—MEN

Continued from page 75

in 1:48.2 in the first semi-final captured by West Indian George Kerr in 1:47.1. This bettered the old Olympic standard of 1:47.7 set by American Tom Courtney in 1956. Then Jerry Siebert (1:48.0) of California finished fourth and Ernie Cunliffe (1:50.8) of Stanford wound up sixth in the second semi-final won by Snell in 1:47.2.

In the six-man final, the 21-year-old Snell won by a yard. He was boxed on the outside, but cut through on the inside to pass the favored, world record-holding Rogen Moens of Belgium in the final 20 meters.

Moens, whose world record was 1:45.7, had looked to the right several times to see if he had West Indian George Kerr beaten. That's when the New Zealander came through on the rail. Moens (1:46.5), Kerr (1:47.1) in third, and Germany's Paul Schmidt (1:47.6), fourth, all bettered Courtney's record.

Switzerland's Christian Waegli, the first half pace-setter, was fifth (1:48.) and Germany's Manfred Matuschewski (1:52.0) sixth.

* * *

1,500-METER RUN—Within an hour after Otis Davis' great victory in the 400, Australia's Herb Elliott won in 3:35.6, breaking his own world record of 3:36.0 and smashing Ron Delany's 1956 Olympic standard of 3:41.2. So fast was Elliott's pace that the first six finishers all bettered Delany's record.

The stoop-shouldered, 22-year-old Elliott laid back and allowed France's Michel Bernard to lead the nine-man field through the 800 meters in 1:57.7. Seconds later Elliott steamed past the Frenchman. Before the field knew what had happened, the Aussie was 10 yards in front and flying. Hungary's Istvan Rozsavolgyi was second and 24-year-old Michel Jazy of France was a surprising third at this point.

When Elliott piled it on again in the final turn to spread his lead to more than 20 yards, Jazy passed Rozy in the turn and held on to finish second, some 20 yards back, in 3:38.4.

Rozsavolgyi was third in 3:39.2, followed by Sweden's Dan Waern (3:40.0), Romania's Zoltan Vamos (3:40.8), America's Dyrol Burleson (3:40.9), Bernard (3:41.5), Jim Grelle, Burleson's Oregon teammate (3:45.0), and Norway's Arne Hamarsland (3:45.0).

Burleson, the 20-year-old Pan American and NCAA champion, was sixth or seventh most of the way although his final kick almost nipped Vamos. Dyrol's time was the fastest ever posted by an American.

America's third man, Pete Close of St. John's U. and the Marine Corps, finished ninth in his heat in 3:50.2 and failed to qualify.

* * *

5,000-METER RUN — Murray Halberg, a 27-year-old, with a withered left arm, brought New Zealand its second gold medal with a beautifully planned race.

In fifth position just before the 4,000-meter mark, the 5-foot-11, 136-pounder bolted in front by 30 yards and blazed a 61.1 lap. Germany's Hans Grodotzki and Poland's Kazimierz Zimny labored to chop down the leader but it was too late as Halberg held on to win by about 10 yards in 13:43.4. Grodotzki held off the Pole to earn the silver medal in 13:44.6 with Zimny third in 13:44.8.

The American trio of Bill Dellinger (fourth in 14.08.6), Bob Soth (seventh in 14:40.8) and Jim Beatty (ninth in 14:43.8) was eliminated in separate qualifying heats. Halberg is the first non-European to cop the 5,000.

10,000-METER RUN—Petr Bolotnikov, a 30-year-old Russian who had finished 16th in the 1956 Olympics, spurted in the last 700 meters, closing with a sensational :57.8 last lap in winning the 10,000-meter run in Olympic record time of 28:32.2.

No one expected the 5-foot-8, 139-pounder would even come close to Vladimir Kuts' record of 28:45.6 after doing the 5,000 in 14:22.2. That was more than 15 seconds behind the great Kuts' pace in 1956. But turn it on he did with a fantastic 14:10 for the second half, winning by 4.8 seconds as the first four broke Kuts' standard.

Germany's Hans Grodotzki, second in the 5,000, earned another silver medal with his time of 28:37.0. Then came Australia's David Power (28:38.2), Russia's Alexey Desiatchirov (28:39.6), New Zealand's Murray Halberg (28:48.8), and Max Truex of the US Air Force in a remarkable 28:50.2 for sixth. It was the 24-year-old American's best time ever by 45 seconds.

* * *

MARATHON — Abebe Bikila ran barefooted over the cobblestones of the historic Appian Way and conquered Rome with the fastest marathon ever.

The Ethiopian won by about 200 yards as he completed the 26-mile, 385-yard run under the spotlighted Arch of Constantine in 2 hours, 15 minutes, 16.2 seconds. This eclipsed the Olympic record of 2:23:03.2 set by Czech Emil Zatopek in 1952 and was eight-tenths of a second better than the fastest marathon ever recorded—the 2:15:17 performance of Russia's Sergey Popov in the European championships at Stockholm in 1958.

Bikila and another African, Abdesiem Rhadi of Morocco, set a sizzling pace for most of the race which started beneath the Capitoline Hill, center of the ancient Roman Empire. From there the course wound over the Via Cristoforo Colombo, one of Rome's main thoroughfares, and then drifted into the Appian Way, built 212 years B. C.

Bikila and Rhadi had company for about 10 miles. Then they started to pull away from the pack. They ran as one until they passed the 25-mile mark. Then the Ethiopian surged in front by 50 yards and gradually extended it to 200 yards. Both Bikila and Rhadi, who was timed in 2:15: 41.6, showed no signs of fatigue at the finish. Only seven of the 69 starters failed to complete the journey and the first 15 all broke Zatopek's Olympic record. New Zealand's Barry Mc-Gee finished strong to take the bronze medal in 2:17:18.2. Russia's Konstantin Vorobiev and Sergey Popov were fourth and fifth.

The three Americans all finished. John Kelley of Groton, Conn. was 19th in 2:24.58.0; Alex Breckinridge of Bellvila and the US Marines was 30th in 2:29.38.0, and Gordon Mc-Kenzie of New York was 48th in 2:36:16.2.

* * *

110-METER HURDLES — Lee Calhoun made Olympic history in leading the USA to a fourth straight 1-2-3 sweep. The 27-year-old, 6-foot-1, 165-pounder, in shading teammate Willie May, became the first to win this event twice in the Olympics. Hayes Jones of Pontiac, Mich., was third in 14.0 seconds.

Both Calhoun and May of Chicago were timed in :13.8 against the wind,



SIME'S GREAT FINISH ALMOST nipped Hary. At the right, the runners are shown on the verge of hitting the tape. Sime, closest to the camera, has begun his lunge forward but it is a split-second too late. The view at the left shows Hary (farthest from camera) breaking the tape while Sime is just touching it. Hary set an Olympic mark of 10.2 seconds in this race and Sime, though second, also was given the same time. Radford was third, Figuerola fourth, Budd fifth, and Norton sixth.

three-tenths of a second slower than Calhoun's Olympic record time of 1956. May, trailing by about two feet after the first hurdle, made up ground in the last few strides to force a photo-finish.

400-METER HURDLES—Glenn Davis, the 1956 champion and world record holder, paced another USA grand slam in the 400-meter hurdles. The 25-year-old Ohio State graduate, off stride a good part of the way, rallied to win by about two yards over Cliff Cushman of Kansas U. with Dick Howard of New Mexico U. third, and Germany's Helmut Janz fourth. Davis was clocked in :49.3 as the first four bettered Glenn's 1956 Olympic record of :50.1. The times were Cushman, :49.6, Howard, :49.7, and Janz, :49.9.

Davis became the first repeat champion in this event and was the fifth straight USA runner to win it.

Davis admitted he "ran scared" when he went off stride after the first hurdle. It wasn't until the seventh hurdle that he got back in stride. Then he started to move up, passing Janz at the ninth hurdle and Howard on the 10th. He pulled away in the sprint to win handily as Cushman also came up fast to take second from Howard in the last 10 yards.

* * *

3,000-METER STEEPLECHASE — Zdzislaw Krzyszowiak of Poland, holder of the world record of 8:31.4 for the event, blistered Chris Brasher's four-year-old Olympic record in winning by 15 yards in 8:34.2.

Biding his time while two Russians —Alexey Kanov and Nikolay Sokolov —jockeyed for the lead with Belgium's Gaston Roelants, the 31-year-old Krzyz opened up with 250 yards left and easily steamed to victory. Sokolov was also under the old record of 8:41.2 in taking second in 8:36.4. The bronze medal went to another Russian, Semen Rzhistchin, in 8:42.2. Charlie (Deacon) Jones, the only American finalist, finished seventh with 9:18.2 after running a fine 8:49.2 in taking second in his qualifying heat. The soldier from Iowa City was ninth in 9:01.4 at Melbourne.

George Young of Silver City, N.M., fell with three laps to go and just missed qualifying with a fourth-place finish and a time of 8:50.8 in his heat. Veteran Phil Coleman of Champaign, Ill., was fifth in his heat in 8:56.6.

* * *

20,000-METER WALK — Vladimir Golubnichy, a former world record holder, moved in front at the halfway mark (12½ miles) and won easily in 1:34:07.2. This was the Soviet's second consecutive triumph in the event. L. Spirin won the inaugural in 1956.

Australia's 21-year-old Noel Freeman made his challenge too late and took second in 1:34:16.2. Britain's Stanley Vickers was third. Norman Read of New Zealand, winner of the 50,000 in 1956, was fifth.

The American placings in the field of 35 starters were: 19, Ronald Zinn of the Army and Cornell, 1:42:47.0; 23, Robert Mimm of Levittown, Pa., 1:45:09.0, and 24, Rudy Haluza, an Air Force Captain from Camarillo, Calif., 1:45:11.0.

* * *

50,000-METER WALK — Donald Thompson, an insurance clerk, brought Britain her first track gold medal by defeating 40-year-old John Ljungren of Sweden, the 1948 champion. The 27-year-old Briton finished the 31 miles 17 seconds in front of the record time of 4:25:[illegible] Ljungren, competing in his fourth Olympics, and Italy's Abdon Pamich, [illegible] old mark of 4:28:0[illegible] by 16 Giuseppe Dordoni in 19[illegible] Ljungren.

ATHLETICS—MEN

Continued from page 77

was timed in 4:25:47.0, and Pamich, the third-placer, in 4:27:55.4. Dordani was seventh and New Zealand's Norman Read, the 1956 champion, failed to finish.

Three Americans were among the 29 finishers in the starting field of 39. Ron Laird was 19th in 4:53:21.6, Bruce MacDonald was 23rd in 5:00:47.6, and John Allen was 24th in 5:03:15.2.

* * *

HIGH JUMP—This produced the biggest upset. John Thomas, the world record holder at 7 feet 3⅞ inches and the teen-ager who had cleared 7 feet more than any jumper, bowed to a triple Russian threat.

Robert Shavlakadze, a balding, 27-year-old Soviet veteran, cleared 7 feet 1 inch on his first attempt, to win out in a tense, all-day struggle that ended under the lights. For the first time in Olympic history 7 feet was cleared—and by four competitors. Valeriy Brumel, at 18 and a year younger than Thomas, was second, also at 7 feet 1 inch. Thomas was third at 7 feet ¼ inch and Russia's 21-year-old Viktor Bolshov was fourth at the same height. The least number of misses determined the placings.

Almost overlooked in the four-way battle was California's Charlie Dumas, the 1956 Olympic champion with a record 6 feet 11½ inches and the first man ever to clear 7 feet. Hampered by a knee injury, Dumas failed at 6 feet 10¼ inches and took sixth at 6 feet 7⅞ inches.

Joe Faust, the youngest American at 16 and another member of the 7-foot set, was hampered with a painful ankle injury and finished 17th with 6 feet 4¾ inches.

The field of 32 started the competition at 9 A.M., Sept. 1.

Seventeen men cleared 6 feet 6⅝ inches to gain the finals at 3:15 P.M. The field was whittled to Thomas and the three Russians after Sweden's Stig Pettersson failed to clear 6 feet 11⅝ inches.

The three red-shirted Russians had cleared the height, Shavlakadze and Bolshov on the first attempt and Brumel on his third. The 6-foot-5 Thomas apparently had tried to apply psychological pressure on his rivals by passing at 6 feet 11½ inches. It may have been costly for he had had only three jumps in three hours when his turn came at 7 feet ¼ inch. Bolshov and Brumel had missed first tries at the Olympic record height but Shavlakadze had gone over it easily.

Now the pressure was on Thomas. To the surprise of the crowd, he missed. It was now up to him to clear the height and the next at 7 feet 1 inch to stand a chance of winning. Brumel and Bolshov went over on their second tries and Thomas, overcoming nervousness, made it too.

It was almost dark as Brumel and Bolshov missed at 7 feet 1 inch. The lights were turned on in the still stadium.

Shavlakadze, who seemed the most poised of all, hadn't missed once since his lone failure at 6 feet 6⅝ inches. He rolled over 7 feet 1 inch on first crack. Brumel made it on his second attempt but Bolshov and Thomas failed twice more and were through. The Russians had won an event captured 11 of 14 times by the USA.

* * *

BROAD JUMP—The oldest Olympic record in the books— Jesse Owens' 24-year-old mark of 26 feet 5⅜ inches—went into the discard against the assaults of the finest field of leapers ever.

Ralph Boston, the 21-year-old Tennessee State marvel who had wiped out Owens' long-standing world record with a spring of 26 feet 11¼ inches only the month before, won with a third-attempt leap of 26 feet 7⅜ inches. It was the eighth consecutive victory for the USA.

Irvin (Bo) Roberson, 25, of the Army and Cornell, registered an excellent 26 feet 7¼ inches on his first try to also shatter Owens' record and grab the silver medal from Russia's Igor Ter-Ovanesyan. The Russian had moved past Roberson's earlier leading jump of 26 feet 3⅛ inches on his final try with a 26 feet 4½ inch effort.

Germany's Manfred Steinbach, the fourth-placer, cleared 26 feet 3⅛ inches on his last chance. Roberson, his left thigh heavily taped, then got off his mighty jump. The crowd roared and then let out a collective gasp when the scoreboard flashed Roberson's jump at 26 feet 7¼ inches—a shade under Boston's winning figure.

It was the first time four men had done better than 26 feet or more in one meet. Thirteen of the field of 49 qualified for the final with leaps of 24 feet 3⅜ inches or better. One of the failures was 19-year-old Tony Watson of Oklahoma City, Okla., who barely missed with a jump of 24 feet ¼ inch.

* * *

POLE VAULT — Don Bragg, the world record holder, came through as expected with an Olympic record vault of 15 feet 5⅛ inches. It was no surprise that Ron Morris won the silver medal for the USA but it took a "break" to get him into the finals.

The 25-year-old Californian, a consistent 15-footer, failed to clear the qualifying height of 14 feet 5½ inches. But since only 10 of the 30 competitors qualified—and the rules call for 12 finalists—Ron squeezed in.

The 5-foot-10, 155-pound teacher took advantage of the opportunity. He and Bragg were the only ones to clear 15 feet 1⅛ inches, becoming Bob Richards' Olympic standard of 14 feet 11½ inches. The 25-year-old, 6-foot-3, 200-pound Bragg, who had smashed the world record with a vault of 15 feet 9½ inches in the Olympic final trials, cleared 15 feet 5⅛ inches easily on his first attempt. Morris couldn't make it. Bragg then failed at 15 feet 9½ inches in an attempt to break his own world record.

Texan Dave Clark, who had vaulted 15 feet 3 inches in the Olympic Final Trials, was injured in the practice pit and couldn't get over 14 feet 1½ inches. It was the first time since 1900 that the US didn't have three finalists.

Finland's Eeles Landstrom gained the bronze medal by clearing 14 feet 11⅛ inches on his first attempt. It took Puerto Rico's Rolando Cruz two tries to get over and he had to settle for fourth place.

* * *

HOP, STEP AND JUMP—Form held as Poland's consistent Jozef Schmidt broke the listed world record and the Olympic mark with a third-round effort of 55 feet 1¾ inches. He had a mark of 55 feet 10½ inches pending, however.

Russia's Vladimir Goriaev (54 feet 6⅛ inches) and Vitold Kreyer (53 feet 10⅜ inches) took the silver and bronze medals. It looked like the US might have a surprise medalist on Ira Davis' 53 feet 10 inches, but Kreyer topped the Philadelphian by three-fourths of an inch on his last attempt.

Davis did have the satisfaction of being one of the few to better Adhemar da Silva's Olympic record of 53 feet 7¾ inches. The Brazilian, a two-time champion, could only do 49 feet 5¾ inches, finishing 14th.

The other Americans, Bill Sharpe (50 feet 7⅞ inches) and Herman Stokes (48 feet 4¼ inches) were unable to meet the qualifying distance of 50 feet 10½ inches.

* * *

HAMMER THROW—The first nine finishers broke Harold Connolly's 1956 Olympic record of 207 feet 3½ inches and the 235-pound American school teacher was one of them. But Connolly's best throw of 208 feet 7⅜ inches was only the eighth best. Only three weeks before in California the 29-year-old defender made a world record of 230 feet 9 inches.

Continued on page 85



MODERN MARATHON HISTORY was made in ancient setting when barefooted Abebe Bikila of Ethiopia (shown at lower right center) won the long footrace with the fastest time ever recorded—2:15:16.2. Arms outstretched in victory, Bikila crosses the finish line in front of the Arch of Constantine. In the background, a portion of the famed Coliseum can be seen.

OFFICIAL SUMMARIES — MEN'S TRACK & FIELD — OLYMPIC GAMES

CODE OF OFFICIAL ABBREVIATIONS OF THE NATIONS PARTICIPATING TO THE GAMES OF THE XVII OLYMPIAD

AFG—AFGHANISTAN
ANT—WEST INDIES
ATO—NETHER. ANTILLES
ARG—ARGENTINE
AUS—AUSTRALIA
AUT—AUSTRIA
BAH—BAHAMAS
BEL—BELGIUM
BER—BERMUDA
BIR—BIRMA
BOR—NORTH BORNEO
BRA—BRAZIL
BUL—BULGARIA
CAN—CANADA
CSV—CZECHOSLOVAKIA
CEY—CEYLON
CIL—CHILE
COL—COLOMBIA
COR—KOREA
CUB—CUBA
DAN—DENMARK
ETI—ETHIOPIA
FIG—FIJI
FIL—PHILIPPINES
FIN—FINLAND
FRA—FRANCE
GER—GERMANY
GHA—GHANA
GIA—JAPAN
GBR—GREAT BRITAIN
GRE—GREECE
GUA—BRITISH GUIANA
GUT—GUATEMALA
HAI—HAITI
HOK—HONG KONG
IND—INDIA
INS—INDONESIA
IRK—IRAK
IRN—IRAN
IRL—EIRE
ISL—ICELAND
ISR—ISRAEL
ITA—ITALY
JUG—JUGOSLAVIA
KEN—KENYA
LIB—LEBANON
LIE—LIBERIA
LIC—LIECHTENSTEIN
LUX—LUXEMBURG
MAL—MALAYA
MAT—MALTA
MAR—MORROCO
MEX—MEXICO
MON—MONACO
NIG—NIGERIA
NOR—NORWAY
NEZ—NEW ZEALAND
NVI—NEW VIET NAM
PAK—PAKISTAN
PAN—PANAMA
PER—PERU
POL—POLAND
POR—PORTUGAL
PU—PUERTO RICO
RAU—UN. ARAB REPUB.
RCI—TAIWAN
RHO—RHODESIA
ROM—ROMANIA
SMA—SAN MARINO
SAA—SAARLAND
SOM—SOMALI
SPA—SPAIN
SAF—SOUTH AFRICA
SUD—SUDAN
SUR—SURINAM
SVE—SWEDEN
SVI—SWITZERLAND
TAI—THAILAND
TUN—TUNISIA
TUR—TURKEY
UGA—UGANDA
UNG—HUNGARY
URS—USSR
URU—URUGUAY
VEN—VENEZUELA
VIE—VIET NAM

QUALIFYING TRIALS — WEDNESDAY, AUGUST 31

Heat No. 1

	Time
1 Enrique Figueroa, CUB	10.4
2 C. Bonora, NOR	10.7
3 Yuriy Konovalov, URS	10.7
4 Sudhir Manyagon, TAI	10.8
5 Ahmet Bertugrul, TUR	10.8
6 Ashot Grodzinowsky, ISR	11.2
7 Rob Tassel, IND	11.3

Heat No. 2

	Time
1 Serapkino Antao, KEN	10.5
2 Ashot Nury, GRE	10.6
3 Heinz Mueller, SVI	10.8
4 Ivan Gomez, PHI	10.8
5 Isaac Gomez, FIL	11.0
6 Denis Tinsley, AUS	11.2
7 Abdel Khaliq, PAK	11.4

Heat No. 3

	Time
1 Nguyen Van Esteves, VEN	10.4
2 Dennis Johnson, ANT	10.4
3 David Sime, USA	10.5
4 Lynn Eves, CAN	10.6
5 Aggrey Awori, UGA	10.9
6 Patrick Lowney, IRL	10.9
7 Rotua Naggoraan, ETI	11.3
8 Ali Ali, SOM	11.4

Heat No. 4

	Time
1 Harry Jerome, CAN	10.5
2 Jacoles Delecour, FRA	10.5
3 Erenbos Amakye, GUA	10.6
4 A. C. DaSilva, BRA	10.6
5 Embark Boucholo, MAR	10.7
6 A. Shehadin, WAS	10.7
7 Ken Shaughen, FIG	10.8

Heat No. 5

	Time
1 Tamby Robinson, BAH	10.5
2 Lloyd Murad, TRI	10.7
3 Silvani Nascimbrez, PIO	10.8

QUARTER-FINAL ROUND — WEDNESDAY, AUGUST 31

Heat No. 1

	Time
1 Horacio Esteves, VEN	10.5
2 Tamby Robinson, BAH	10.6
3 C. Bonora, NOR	10.6
4 Jose Delecour, FRA	10.7
5 Edward Jefferey, SAF	10.7
6 Edvin Ozolin, URS	10.7
7 Heinz Mueller, SVI	10.8

Heat No. 2

	Time
1 Annie Hary, GER	10.3*
2 Ashot Nury, GRE	10.4
3 Marian Foik, POL	10.4
4 Dennis Johnson, ANT	10.4
5 C. Bonora, NOR	10.5
6 Yuriy Konovalov, URS	10.5
7 Silvani Macaldrebe, PIO	10.7

* Equals new Olympic record established by Hary in quarter-finals. (Old mark was 10.3, first set by Eddie Tolan, USA, in 1932, and equalled by Jesse Owens, USA, 1936; by Harrison Dillard, USA, 1948; by Bobby Morrow and Ira Murchison, USA, in 1956.)

Heat No. 3

	Time
1 Francis Sudd, USA	10.4
2 Enrique Figueroa, CUB	10.4
3 David Jones, GRB	10.5
4 Erenbos Amakye, GUA	10.5
5 Nguyen Van Esteves, VEN	10.6
6 Gruman Baqui, PAK	10.7
7 Santiago Fraga, ARG	10.8

Heat No. 4

	Time
1 Harry Jerome, CAN	10.4
2 Horacio Esteves, VEN	10.4
3 Serapkino Antao, KEN	10.6
4 Abdukasov Ilgar, URS	10.6
5 Lloyd Murad, TRI	10.7
6 Sandro Reboni, [illegible]	10.7
7 No other data available	

Heat No. 5

	Time
1 Francis Sudd, USA	10.4
2 Enrique Figueroa, CUB	10.4
3 David Jones, GRB	10.5
4 Erenbos Amakye, GUA	10.5
5 Nguyen Van Esteves, VEN	10.6
6 Gruman Baqui, PAK	10.7
7 Santiago Fraga, ARG	10.8

Heat No. 6

	Time
1 Harry Jerome, CAN	10.4
2 Horacio Esteves, VEN	10.4
3 Serapkino Antao, KEN	10.6
4 Abdukasov Ilgar, URS	10.6
5 Lloyd Murad, TRI	10.7
6 Sandro Reboni, [illegible]	10.7
7 No other data available	

100 METER DASH

FINAL RESULTS — THURSDAY, SEPTEMBER 1

Place	Name of Contestant	Representing	Time
1	Armin Hary	Germany	10.2*
2	DAVID SIME	UNITED STATES	10.2*
3	Peter Radford	Great Britain	10.3
4	Enrique Figuerola	Cuba	10.3
5	FRANCIS BUDD	UNITED STATES	10.3
6	O. RAY HORTON	UNITED STATES	10.4

* Equals new Olympic record established by Hary in quarter-finals. (Old mark was 10.3, first set by Eddie Tolan, USA, in 1932, and equalled by Jesse Owens, USA, 1936; by Harrison Dillard, USA, 1948; by Bobby Morrow and Ira Murchison, USA, in 1956.)

MEN'S ATHLETIC SUMMARIES

Continued from page 79

SEMI-FINAL ROUND — THURSDAY, SEPTEMBER 1

Heat No.	Name	Time
1	Peter Radford, GBR	10.4
2	Ira Murchison, USA	10.4
3	Francis Budd, USA	10.4
4	Morrian Fok, POL	10.5
5	Rumby Robinson, BAH	10.5
6	Harry Jerome, CAN	Retired
6	Pollad Nauluk,	

200 METER DASH

FINAL RESULTS — SATURDAY, SEPTEMBER 3

Place	Name of Contestant	Representing	Time
1	Livio Berruti	Italy	20.5*
2	LESTER CARNEY	UNITED STATES	20.6
3	Abdoulaye Seye	France	20.7
4	Morrian Fok	Poland	20.8
5	STONE JOHNSON	UNITED STATES	20.8
6	O. RAY NORTON	UNITED STATES	20.9

* Equals world mark set by Stone Johnson and Ray Norton, USA, in 1960, equals new Olympic mark set by Berruti in semi-finals, (Old mark was 20.6 set by Rafer Johnson, USA, 1956)

QUALIFYING TRIALS — FRIDAY, SEPTEMBER 2

Heat No.	Name	Time
1	Paul Greeney, FRA	21.3
1	Livio Berruti, ITA	21.4
2	Jonas Drengbouri, NIG	21.2
4	Ibtihaa Shah, PAK	DNC
5	Abdul Halim, ETI	DNC
6	Enrique Figuerola, CUB	DNC
Heat No. 1		
1	Lester Carney, USA	21.2
2	David Segal, GBS	21.3
3	Tonny Lema, SVI	21.3
4	A. Shahrudin, MAL	22.3
5	Hilmar Theibenemeisen, ISL	DNC
6	Amin Hary, GER	DNC
Heat No. 2		
1	Stone Johnson, USA	21.1
2	Nicolas Georgacoulos, GRE	22.0
3	Clarence Glasgow, GUA	22.1
4	James Roberts, LIB	23.1
5	Mario Jaramillo, CAN	DNC
6	Ahmed Hayoyan, TAI	DNC
Heat No. 3		
1	Marcel Wanderie, GER	21.2
2	Leonid Bartenev, URS	21.8
3	Michael Dkorney, GHA	22.4
4	Santiago Flaes, MEX	22.0
5	Ahmed Mohamed, PAK	DNC
6	Abdel Shafiq, PAK	21.1
Heat No. 3		
1	Peter Radford, BRI	21.1
2	Ersahus Amaran, USA	21.3
3	Costas Customs, UNG	21.4
4	Sitvent Masaidzeks, FIG	21.8
5	Ira Murchison, USA	21.2
6	Emanuel Putts, LIB	21.3
Heat No. 4		
1	O. Ray Norton, USA	20.9
2	David Jones, GRB	21.2
3	Ivan Gerschwiler, SWI	21.4
4	Bernard Joyce Vaqo, PRI	21.8
5	Patrick Lowry, IRI	22.1
6	Vivan Goodzila, CHI	DNC

QUARTER-FINAL ROUND — FRIDAY, SEPTEMBER 2

Heat No. 1		
1	Stone Johnson, USA	20.9
2	Livio Berruti, ITA	21.1
3	Tonky Robinson, BAH	21.2
4	Ersahus Amanun, USA	21.3
5	Yurie Konovalov, URS	21.4
6	Clifton Bertrand, ANT	21.4
7	Secretary Rafael Omeara, VEN	DNF
Heat No. 2		Time
1	Abdoulaye Seye, FRA	20.9
2	O. Ray Norton, USA	20.9
3	David Segal, GRB	21.1
4	Secretario Anton, KEN	21.3
5	Vadim Arkhipuk, URS	21.3
6	Bernard Joyce Vaqo, PRI	21.8
7	Nicolas Georgacoulos, GRE	22.0

SEMI-FINAL ROUND — SATURDAY, SEPTEMBER 3

Heat No. 1	Name	Time
1	Abdoulaye, Seye, FRA	20.8
2	Morrian Fok, POL	20.8
3	Lester Carney, USA	21.1
4	Yurie Konovalov, URS	21.2
5	Tonky Robinson, BAH	21.3
6	David Segal, GRS — Fell—DNF	

Heat No. 2	Name	Time
1	Livio Berruti, ITA	20.1*
2	O. Ray Norton, USA	20.6
3	Stone Johnson, USA	20.8
4	Ersahus Amaran, USA	21.0
5	Vadim Arkhipuk, URS	21.0
6	Paul Greeney, FRA	21.0

400 METER DASH

FINAL RESULTS — TUESDAY, SEPTEMBER 6

Place	Name of Contestant	Representing	Time
1	OTIS DAVIS	UNITED STATES	44.9*
2	Carl Kaufmann	Germany	44.9*
3	Malcolm Spence	South Africa	45.5
4	Milkha Singh	India	45.6
5	Manfred Kinder	Germany	45.9
6	EARL YOUNG	UNITED STATES	45.9

* New world and Olympic record. (Old world mark was 45.2 set by Lou Jones, USA, in 1956, old Olympic mark was 45.9 set by Herb McKenley and V. G. Rhoden, both of Jamaica, in 1952 Games.)
NOTE—Davis also broke the Olympic record in the semi-finals after equalling it in the second round.

QUALIFYING ROUNDS — SATURDAY, SEPTEMBER 3

Heat No. 1	Name	Time
1	Manfred Kinder, GER	46.7
2	Edgar Davis, SAF	47.1
3	Malcolm Tarrling, GRB	47.3
4	Josef Trosell, CSV	47.2
5	John Smart Asant, GHA	47.4
6	Miranda Hayoya, GUA	47.5
Heat No. 2		Time
1	Alf Pettersen, SWE	48.2
2	Robbie Brightwell, GRB	48.4
3	Kenneteth Crutcher, JAM	48.5
4	Felix Hedarte, LUX	50.2
5	Ahmed Hassan, EGY	DNC
6	Nicolas B. Romero, VEN	DNC
Heat No. 3		Time
1	Carl Kaufmann, GER	47.3
2	Barry Robinson, NZE	47.6
3	Louis Declerq, BEL	47.8
4	Anuke Ferrez Dolliva, BRA	48.3
5	Ahmed Mohamed, PAK	DNC
6	Hugo Sudarsan, SAF	48.1
Heat No. 4		Time
1	Malcolm Spence, SAF	46.7
2	Kevan Gosper, AUS	47.1
3	Ardalion Ignatyev, URS	47.2
4	Gnat Ada, GHA	49.6
5	Marcel Lambrechts, BEL	49.5
6	Jorge Tenn, MEX	DNC
7	Baskie Karabi, TUN	52.0
Heat No. 5		Time
1	Earl Young, USA	46.8
2	Jerry Kowalski, POL	48.3

SECOND ROUND — SATURDAY, SEPTEMBER 3

Heat No. 1	Name	Time
1	Carl Kaufmann, GER	46.1
2	Milkha Singh, IND	46.3
3	Malcolm Spence, SAF	46.7
4	Terry Tabacco, CAN	47.5
5	Josef Trosell, CSV	47.3
6	Malcolm Tarrling, GRB	46.8
X	Alf Pettersen, SWE	DNC
Heat No. 2		Time
1	Jack Yerman, USA	46.4
2	Ardalion Ignatyev, URS	46.6
3	Barry Robinson, NZE	46.7
4	Manfred Kinder, GER	46.7
5	James Wedderburn, ANT	47.0
6	Selwyn G. Dumas, TRI	47.5
7	John Wrighon, GRB	48.0

SEMI-FINAL ROUND — SUNDAY, SEPTEMBER 4

Heat No. 1	Name	Time
1	Otis Davis, USA	45.9
2	Milkha Singh, IND	45.9
3	Manfred Kinder, GER	46.1
4	Robbie Brightwell, GRB	46.1
5	Ardalion Ignatyev, URS	46.6
6	Kevan Gosper, AUS	46.7

Heat No. 2	Name	Time
1	Earl Kaufmann, GER	45.9
2	Malcolm Spence, SAF	45.8
3	Earl Young, USA	46.1
4	Abdel Amo, NIG	46.6
5	Malcolm Sanders, ANT	46.6
6	Jack Yerman, USA	48.9

800 METER RUN

FINAL RESULTS — FRIDAY, SEPTEMBER 2

Place	Name of Contestant	Representing	Time
1	Peter Snell	New Zealand	1:46.3*
2	Roger Moens	Belgium	1:46.5
3	George Kerr	Antilles (West Indies)	1:47.1
4	Rudolf Grasselt	Germany	1:47.2
5	Christian Waegli	Switzerland	1:48.1
6	Manfred Matuschewski	Germany	1:52.0

New Olympic record. (Old mark was 1:47.1 set by Kerr in semi-finals, preceding day at Tom Courtney (USA) 1956.)

QUALIFYING ROUNDS — WEDNESDAY, AUGUST 31

Heat No. 1	Name	Time
1	Donald Smith, NZE	1:51.7
2	Manfred Matuschewski, GER	1:51.8
3	Zbigniew Makomaski, POL	1:54.1
4	Brian Hewson, GRB	1:54.6
5	Yaia Pandiki, SWE	1:54.8
6	George R. Johnson, LIE	1:55.9
Heat No. 2		Time
1	Thomas Murphy, USA	1:51.9
2	Jerome Siebert, USA	1:48.9
3	Josef Lansbuhl, BEL	1:49.1
4	Yvon Pierre Lennie, FRA	1:49.3
5	Gerhard Schmidt, GER	1:50.1
6	Mousse Said, ETI	1:50.3
Heat No. 3		Time
1	Peter Snell, NZE	1:51.2
2	Christian Waegli, SWI	1:48.8
3	William Mulliken, USA	1:49.4
4	Istvan Rozsavolgyi, UHG	1:49.4
5	Abdul Q. Ghafoori, AFG	DNC
6	Jacque Delgado, PEI	DNC
Heat No. 4		Time
1	Anthony Blue, AUS	1:50.7
2	Ergon Leps, CAN	1:50.8
3	M. Matuschewski, GER	1:51.0
4	Vasiliy Savikhov, URS	1:51.4
5	Ali Mansoureme, GRS	1:52.0
6	Chaabad Lazrag, MAR	DNC
Heat No. 5		Time
1	Abram Kriesheimer, URS	1:53.4
2	Jorg Salke, GER	1:53.6
3	John Wark, GRB	1:54.1

Heat No. 6	Name	Time
2	Gioseppe Somenzie, ITA	48.6
3	Ting Li Fe, RCP	49.5
5	Clayton Glasgow, GUA	50.7
6	George H. Johnson, LIE	51.4
Heat No. 6		Time
1	Otis Davis, USA	46.9
2	Milkha Singh, IND	47.2
3	Stanislaw Swatowski, POL	48.1
4	Manchanayaya, MAL	DNC
5	Padilla Ina Rodriguez, PRI	49.6
6	Ali Mansoureme, GRS	49.3
Heat No. 7		Time
1	Malcolm Spence, SAF	47.6
2	Earl Young, USA	47.7
3	Bartonia Rolich, ERH	47.7
4	Hanek Yanez, CSV	49.5
5	Vassilliu Sullis, GRB	49.4
6	Ali Bumtaregarouk, TAI	DNC
Heat No. 8		Time
1	Abdel Amo, NIG	46.8
2	Gustav Beer, SAF	47.2
3	Hans Reske, GER	47.2
4	Valtta Hallsten, FIN	48.3
5	Jesuim Xarim, IRE	49.7
6	Ali Bumtaregarouk, TAI	DNC
Heat No. 9		Time
1	Otis Davis, USA	46.8
2	James Waddenborn, ANT	47.2
3	John Wrighton, GRB	47.4
4	Zoltan Varasi	48.0
5	Romania	48.0
6	DYROL BURLESON	UNITED STATES	40.9
7	Michel Bernard	France	41.5
8	JAMES GRELLE	UNITED STATES	45.0
9	A. Homogarchi	Norway	46.1

* New Olympic record. (Old mark was 3:41.2 set by Ron Delany, Ireland, 1956.)

QUALIFYING ROUNDS — SATURDAY, SEPTEMBER 3

Heat No. 1	Name	Time
1	Herbert Elliott, AUS	3:41.4
2	Michael Lederer, GER	3:42.0
3	Dyrol Burleson, USA	3:42.4
4	Terence Sullivan, RHO	3:42.8
5	Evgeniy Momotkov, URS	3:44.4
6	Olivi Salonen, FIN	3:46.4
7	Ali Bumtaregarouk, TAI	4:24.4
8	Arthur Hennemann, GER	3:47.4
9	Ahmed Hayoyan, TAI	3:48.4
10	Joseph Mullen, CAN	3:52.1
11	Balletta T. Boris, SPA	3:57.3
12	Mohamed Gammoudi, TUN	3:58.4
Heat No. 2		Time
1	Michel Bernard, FRA	3:42.0
2	James Dunbar, GRB	3:42.2
3	A. Homogarchi, NOR	3:44.4
4	Brian Kilcullen, GRB	3:45.2
5	Norman Fleming, AUS	3:46.8
6	Siegfried Valentin, GER	3:48.2

Heat No. 3	Name	Time
1	Peter Snell, NZE	3:41.2
2	Istvan Rozsavolgyi, UHG	3:42.2
3	Jerry Kowalski, POL	46.2
4	Gioseppe Somenzie, ITA	47.2
5	Barry Robinson, NZE	48.3
6	Ali Mansoureme, GRS	48.3
Heat No. 4		Time
1	Carl Kaufmann, GER	46.7
2	Malcolm Spence, SAF	45.8
3	Earl Young, USA	46.1
4	Abdel Amo, NIG	46.6
5	Malcolm Sanders, ANT	46.6
6	Jack Yerman, USA	48.9

1500 METER RUN

FINAL RESULTS — TUESDAY, SEPTEMBER 6

Place	Name of Contestant	Representing	Time
1	Herbert Elliott	Australia	3:35.6*
2	Michel Jazy	France	3:38.4
3	Istvan Rozsavolgyi	Hungary	3:40.0
4	Don Wearn	Sweden	3:40.0
5	Zoltan Varasi	Romania	3:40.8
6	DYROL BURLESON	UNITED STATES	3:40.9
7	Michel Bernard	France	3:41.5
8	JAMES GRELLE	UNITED STATES	3:45.0
9	A. Homogarchi	Norway	3:46.1

* New Olympic record. (Old mark was 3:41.2 set by Ron Delony, Ireland, 1956.)

QUALIFYING ROUNDS — SATURDAY, SEPTEMBER 3

Heat No. 1	Name	Time
1	Herbert Elliott, AUS	3:47.1
2	Alfredo Rizza, ITA	3:47.2
3	Dyrol Burleson, USA	3:47.4
4	Terence Sullivan, RHO	3:48.2
5	Ali Bumtaregarouk, TAI	4:24.4
6	Olivi Salonen, FIN	3:46.4
7	Arthur Hennemann, GER	3:47.4
8	Ahmed Hayoyan, TAI	3:48.4
9	Joseph Mullen, CAN	3:52.1
10	Balletta T. Boris, SPA	3:57.3
11	Mohamed Gammoudi, TUN	3:58.4
Heat No. 2		Time
1	Istvan Rozsavolgyi, HUN	3:42.2
2	James Dunbar, GRB	3:42.2
3	A. Homogarchi, NOR	3:44.4
4	Brian Kilcullen, GRB	3:45.2
5	Norman Fleming, AUS	3:46.8
6	Siegfried Valentin, GER	3:48.2

Heat No. 3	Name	Time
1	Don Wearn, SYE	3:43.9
2	Michel Jazy, FRA	3:43.9
3	Jerry Kowalski, POL	3:44.9
4	Adolf Schwarte, GER	3:45.1
5	Lazar Kovacs, UNG	3:46.0
6	Michael Wiggs, GRB	3:46.1
7	Harvey Lincoln, AUS	3:46.5
8	Evangelos Dousios, GRE	3:48.4
9	Ali Mansoureme, GRS	3:48.3
10	Ali Bumtaregarouk, TAI	4:24.4
11	Stelios Lewandowski, POL	3:39.3
12	Yvo Purtillat, ISE	3:49.2
13	Renate Mukhtar, IRE	4:00.1
14	Ali Mansoureme, SYI	DNC

5000 METER RUN

FINAL RESULTS — FRIDAY, SEPTEMBER 2

Place	Name of Contestant	Representing	Time
1	Murray Halberg	New Zealand	13:43.4
2	Hans Grodotzki	Germany	13:44.2
3	Kazimerz Zimny	Poland	13:44.8
4	Friedrich Janke	Germany	13:45.8
5	David Power	Australia	13:51.8
6	M. Nyandika	Kenya	13:52.8
7	Michael Bullard	France	13:54.6
8	Horst Flosbach	Germany	14:06.6
9	Zdzislaw Petrjak	Russia	14:08.0
10	Sandor Iharos	Hungary	14:11.6
11	Albert Thomas	Australia	14:20.4
12	Luigi Conti	Italy	14:34.0

SEMI-FINAL ROUND — WEDNESDAY, AUGUST 31

Heat No. 1	Name	Time
1	Hans Grodotzki, GER	14:04.4
2	Kazimerz Zimny, POL	14:04.4
3	M. Nyandika, KEN	14:06.0
4	Y. Zaitsev, URS	14:06.2
5	R. Hoskinpore, FIN	14:21.8
6	Hedwig Lassen, DEN	14:23.2
7	Frank Swirac, GRB	14:33.2
8	Ivan Gilkes, GUA	14:33.2
9	James Peters, AUS	14:50.0
10	Michael Holt, IRI	15:00.0
11	William Mulliken, USA	15:00.0
12	Jose Anchure, CIL	DNF
13	Ali Mansoureme, SYI	DNC
Heat No. 2		Time
1	Murray Halberg, NZE	13:58.4
2	Sandor Iharos, UNG	14:04.4
3	Alexandr Artyukin, URS	14:09.4
4	Alan Lawrance, AUS	14:10.0
5	Gaston Roelants, BEL	14:10.0
6	Manuel Oliveira, POR	14:10.0
7	Douglas Kyle, CAN	14:25.0
8	Marian Jachowo, POL	14:25.0
9	Jose Manlen Mallo, SPA	14:31.2
10	Baha Said, MAR	14:50.0
11	Ranil Bhatia, IND	15:06.6

Heat No. 3	Name	Time
1	Friedrich Janke, GER	14:04.4
2	Albert Thomas, AUS	14:06.2
3	Horst Flosbach, GER	14:06.2
4	Boris Ellsov, URS	14:14.6
5	Zdzislaw Petrjak, FIN	14:14.6
6	Jaroslav Bohaty, CSV	14:30.0
7	Ivan Gilkes, GUA	14:33.2
8	Ivan Gilkes, GUA	15:01.2
10	Cyprian Tsetwe, RHO	15:02.8
11	Ali Mansoureme, SYI	DNC
Heat No. 4		Time
1	David Power, AUS	14:03.0
2	Michael Bullard, FRA	14:04.4
3	Kazimerz Zimny, POL	14:07.4
4	Bronc Tullah, GRS	14:17.2
5	Miroslav Janek, CSV	14:31.4
6	Eugene Allamiles, BEL	14:36.0
7	Robert Smith, USA	14:40.3
8	Miklos Szabo, UNG	14:51.6
9	Ali Mansoureme, SYI	15:00.0
10	M. Dalkilic, TUR	15:13.6
11	Jan Anicet, LUX	15:13.6
12	Mehanek Shah, PAK	DNC
13	Z. Kraysukowsk, POL	DNC
DNC—Did not compete		

10,000 METER RUN

FINAL RESULTS — THURSDAY, SEPTEMBER 8

Place	Name of Contestant	Representing	Time
1	Petr Bolotnikov	Russia	28:32.2*
2	Hans Grodotzki	Germany	28:37.0
3	David Power	Australia	28:38.2
4	Alexey Desistchirov	Russia	28:39.6
5	Murray Halberg	New Zealand	28:48.8
6	MAX TRUEX	UNITED STATES	28:50.2**

* New Olympic record, (Old mark was 28:45.6, set by Vladimir Kuts, Russia, 1956.)

**American citizen record.

Other Finishers

7	J. Krzyszkowiac, POL	28:32.4
8	Jim Beatty, USA	28:33.0
9	Mohamed Gammoudi, TUN	28:33.4
10	Gordon Pirie, GRB	29:15.2
11	Ivan Gilkes, GUA	29:20.2
12	Gerhard Hanicke, GER	29:20.4
13	Kelvin Perry, CAN	29:34.4
14	Abdesiem Rhadi, MAR	29:34.4
15	Ivan Gilkes, GUA	29:42.2
16	Evgeniy Momotkov, URS	29:42.2
17	Xavar Hoger, GER	29:58.0
18	Cyprian Tsetwe, RHO	30:01.0

Did not finish—Kazimerz Zimny, POL; Alan Lawrence, AUS; Gabrou Menawi, ETI; and Jansuer Bakhin, CYP.

MARATHON RUN

FINAL RESULTS — SATURDAY, SEPTEMBER 10

Place	Name of Contestant	Representing	Time
1	Abebe Bikila	Ethiopia	2:15:16.2
2	Abdesalam Rhadi	Morocco	2:15:41.6
3	Barry Magee	New Zealand	2:17:18.2
4	Constantin Vershkov	Russia	2:19:09.6
5	Sergay Popov	Russia	2:19:18.8
6	Thyge Torgersen	Denmark	2:21:03.4

Other Finishers

7	Alain Mimoun, France, FRA	2:21:20.0
8	Benclaus Rodney, MAR	2:21:27.4
9	Osvaldo Suarez, ARG	2:21:26.4
10	Franks Sarlinga, JUG	2:21:27.4
11	N. Bontanovec, URS	2:21:49.4
12	Ivan Gilkes, GUA	2:21:49.4
13	Keith James, AUS	2:22:04.2
14	Jose Mendonsa, CSV	2:22:59.8
15	Jose Manlen Mallo, SPA	2:23:01.4
16	Denis O'Connor, GRB	2:24:16.2
17	Ali Bumtaregarouk, TAI	2:24:16.2
18	Jeff Julian, NEZ	2:24:50.6
19	Arseq Anenia, KEN	2:24:50.6
20	Ali Mansoureme, SYI	2:24:50.6
21	Arnold Vaide, SYE	2:25:40.2
22	Ali Mansoureme, SYI	2:27:01.2
23	Ehsei Hamilnen, FIN	2:26:33.0
24	Ali Mansoureme, SYI	2:27:01.2
25	Arthur Keit, GRB	2:28:06.2
26	A. Tagersen, NOR	2:27:30.0
27	Nan Jones, GRB	2:27:30.0
28	S. Bartolomeev, GER	2:28:39.0
29	Ali Mansoureme, SYI	2:28:39.0
30	A. Swakenberg, BEL	2:28:39.0
31	Karoo Hirokima, GIA	2:29:40.0
32	Ali Mansoureme, SYI	2:29:40.0
33	Juan Silva, CIL	2:31:18.0
34	Ali Mansoureme, SYI	2:31:18.0

Did not start—Dwight Evans, AUS; Avery Brundage, KEN; Cyprian Tsetwe, RHO; Constantin Cmeiss, ROM; Erik Ochino, SWI; Lael Tadeusz Bernstein, POL.

20,000 METER WALK

FINAL RESULTS — FRIDAY, SEPTEMBER 2

Place	Name of Contestant	Representing	Time
1	Vladimir Golubnichy	Russia	1:34:07.2
2	Noel Freeman	Australia	1:34:16.4
3	Abdon Pamich	Great Britain	1:34:26.4
4	Dieter Lindner	Germany	1:35:33.8
5	Norman Read	New Zealand	1:36:39.2
6	Lennart Back	Sweden	1:37:17.0

Other Finishers

7	John Llungqren, SWE	1:37:09.8
8	Ladislav Mec, CSV	1:38:32.4
9	Alex Oakley, CAN	1:38:46.2
10	Eric Hall, GRB	1:38:54.0
11	Ronald Crawford, AUS	1:39:07.2
12	Henri Delerue, FRA	1:39:07.4
13	Bohumil Dolezal, CSV	1:40:16.2
14	Lennart Carlsson, SWE	1:40:23.0
15	T. Kristensen, DAN	1:41:07.6
16	Hannes Koch, GER	1:41:13.4
17	Lavis Marayis, SVI	1:41:59.6
18	Charles Beer, USA	1:42:40.0
19	Ronald Zinn, AUS	1:42:40.0
20	Zora Stepan, CSV	1:42:40.0
21	S. Sackey, GHA	1:42:40.0
22	Ralph Vines, CAN	1:42:40.0
23	Robert Bedford, GRB	1:42:40.0
24	Radulak Ivan, POL	1:42:40.0
25	Kelly Ashford, USA	1:42:40.0
26	Gianni Corsaro, ITA	1:42:40.0
27	Hannes Koch, GER	1:42:40.0
28	Nanai Zsolt, HUN	1:42:40.0

MEN'S ATHLETIC SUMMARIES

Continued from page 81

50,000 METER WALK

FINAL RESULTS — WEDNESDAY, SEPTEMBER 7

Place	Name of Contestant	Representing	Time
1	Donald Thompson	Great Britain	4:25.30.0*
2	John Ljunggren	Sweden	4:25.47.0
3	Abdon Pamich	Italy	4:27.55.4
4	Alexandr Shcherbina	Russia	4:31.44.0
5	Thomas Misson	Great Britain	4:32.03.0
6	Alex Oakley	Canada	4:33.08.0

Other Finishings

7 Giovanni Dordoni, ITA 4:35.27.
8 Zane Smith, IND 4:39.44.
9 A. Vedishev, URS .. 4:39.57.6
10 A. DeSantis, ITA .. 4:41.01.6
11 Andrew Nee, CSF .. 4:42.35.6
12 Gerhard Weidner, GER 4:44.07.
13 Mike Baker, GER .. 4:44.47.4
14 Svatoslav Sykora, CSV 4:46.14.6
15 Jim Heiring, CAN .. 4:47.18.4
16 Henri Aubuchon, QUE 4:50.57.0
17 Ronald Laird, USA .. 4:51.28.2

*1st with Aids—Eric Soderlund, SWE; Ronald Read, NZE, N. Zouai, TUN; Aie Sederlund, SVE; Noel Freeman, AUS; Ronald Read, AUS; Guillermo Weiler, ARG; Kurt Sakowski, GER; Grigory Klimov, URS; Albert Johnen, GER.

110 METER HURDLES

FINAL RESULTS — WEDNESDAY, SEPTEMBER 7

Place	Name of Contestant	Representing	Time
1	LEE CALHOUN	UNITED STATES	13.8
2	WILLIE MAY	UNITED STATES	13.8
3	HAYES JONES	UNITED STATES	14.0
4	Martin Lauer	Germany	14.0
5	Keith Gardner	Antillas (West Indies)	14.4
6	Valentin Chistiarov	Russia	14.6

QUALIFYING TRIALS — SATURDAY, SEPTEMBER 3

Heat No. 1

	Time
1 Lee Calhoun, USA	14.2
2 Jose Cheito, USA	14.4
3 Giovanni Cornacchia, ITA	14.6
4 Murray Dufau, FRA	14.7
5 Seraphino Antao, KEN	15.0
6 Nese Sahiner, TUR	15.2
7 Ivo Ibl, SUI	Withdrew

Heat No. 2

	Time
1 Hayes Jones, USA	13.8
2 Nikolay Berezskiy, URS	14.2
3 Milad Petrusic, JUG	14.6
4 Yevgeny Ivanov, URS	14.7
5 John Chittick, AUS	14.7
6 Abdul Wahid Wandeo, AFG	15.2

Heat No. 3

	Time
1 Willie May, USA	14.0
2 Valentin Chistiarov, URS	14.3
3 Robert Birrel, GRB	14.7
4 Klaus Gerbig, GER	14.7
5 Shak Chiles, NIG	14.9
6 Nasser Al Jemeli, IRK	15.2

SECOND ROUND — SATURDAY, SEPTEMBER 3

Heat No. 1

	Time
1 Lee Calhoun, USA	14.0
2 Jose Cheito, USA	14.3
3 Nikolay Berezskiy, URS	14.4
4 Giovanni Cornacchia, ITA	14.5
5 Peter Hildreth, GRB	14.6
6 Karl Ernstbrunner, GER	14.6

Heat No. 2

	Time
1 Hayes Jones, USA	13.8
2 Keith Gardner, ANT	14.3
3 Ghalam Rasig, PAK	14.4
4 Valentin Chistiarov, URS	14.5
5 Milad Petrusic, JUG	14.6
6 Pedro Zambina, ITA	14.9

SEMI-FINALS — MONDAY, SEPTEMBER 5

Heat No. 1

	Time
1 Willie May, USA	13.7
2 Hayes Jones, USA	14.1
3 Keith Gardner, ANT	14.2
4 Nese Sveza, ITA	14.3
5 J. Baptiste Okelle, USA	14.4
6 Nikolay Berezskiy, URS	14.5

Heat No. 2

	Time
1 Joseph Faust, USA	13.9
2 Lee Calhoun, USA	14.2
3 Martin Lauer, GER	14.3
4 Valentin Chistiarov, URS	14.3
5 Giovanni Cornacchia, ITA	14.4
6 Shanks Large, JUG	14.5
7 Anatoliy Mikhailov, URS	Withdrew

400 METER HURDLES

FINAL RESULTS — FRIDAY, SEPTEMBER 2

Place	Name of Contestant	Representing	Time
1	GLENN DAVIS	UNITED STATES	49.3*
2	CLIFTON CUSHMAN	UNITED STATES	49.6
3	RICHARD HOWARD	UNITED STATES	49.7
4	Helmut Jona	Germany	49.9
5	Jassi Rintamaki	Finland	50.8
6	Bruno Gollker	Switzerland	51.0

* New Olympic record. (Old mark was 50.1 set by Eddie Southern and Glenn Davis, both at USA, in 1956 Games.)

QUALIFYING TRIALS — WEDNESDAY, AUGUST 31

Heat No. 1

	Time
1 Clifton Cushman, USA	51.8
2 William Hartfield, USA	52.1
3 Kelji Ogushi, GIA	52.4
4 Gaudge Chrisnaugher, GBR	52.5
5 Muhayhad Hassan, EGY	53.1
6 Manuel Diaz, PUR	54.3

SEMI-FINALS — THURSDAY, SEPTEMBER 1

NOTE—First two in each qualifying heat, plus two fastest other finishers advanced to semi-finals.

Heat No. 1

	Time
1 Glenn Davis, USA	51.1
2 Jassi Rintamaki, FIN	51.3
3 Helmut Jona, GER	51.4
4 Giorgio Chervellino, ITA	52.0
5 Ella Catalea, ITA	52.3
6 J. Gudmundsen, DEN	52.5
7 Moreno Martini, ITA	52.8

Heat No. 2

	Time
1 Richard Howard, USA	51.2
2 Salvatore Morale, ITA	52.0
3 Per Ove Trollsas, SVE	52.2
4 Wolfgang Fischer, GER	52.5
5 Dimitrios Skouris, GRE	53.7
6 Mohamed Zaweil, MAR	DNC

Heat No. 3

	Time
1 Ole Ellerandsen, NOR	52.2
2 Glenn Davis, USA	52.2
3 Arnold Meuselevich, URS	52.9
4 George Dehn, CAN	53.0
5 M. Lambrechts, BEL	53.3
6 Nasser Al Jemeli, IRK	53.5

Heat No. 4

	Time
1 Clifton Cushman, USA	51.8
2 William Hartfield, USA	52.1
3 Kelji Ogushi, GIA	52.4
4 Gaudge Chrisnaugher, GBR	52.5
5 Muhayhad Hassan, EGY	53.1
6 Manuel Diaz, PUR	54.3

SEMI-FINALS — THURSDAY, SEPTEMBER 1

NOTE—First two in each qualifying heat, plus two fastest other finishers advanced to semi-finals.

Heat No. 1

	Time
1 Glenn Davis, USA	51.1
2 Jassi Rintamaki, FIN	51.3
3 Helmut Jona, GER	51.4
4 Giorgio Chervellino, ITA	52.0
5 Ella Catalea, ITA	52.3
6 J. Gudmundsen, DEN	52.5
7 Moreno Martini, ITA	52.8

Heat No. 2

	Time
1 Richard Howard, USA	51.2
2 Salvatore Morale, ITA	52.0
3 Per Ove Trollsas, SVE	52.2
4 Wolfgang Fischer, GER	52.5
5 Dimitrios Skouris, GRE	53.7
6 Mohamed Zaweil, MAR	DNC

Heat No. 3

	Time
1 Ole Ellerandsen, NOR	52.2
2 Glenn Davis, USA	52.2
3 Arnold Meuselevich, URS	52.9
4 George Dehn, CAN	53.0
5 M. Lambrechts, BEL	53.3
6 Nasser Al Jemeli, IRK	53.5

Heat No. 4

	Time
1 John Metcalf, GRB	52.1
2 Giorgio Chervellino, ITA	52.2
3 Boris Kirchurin, URS	52.2
4 Yuri Konovalov, Eduin Cpolin	52.4
5 Peter Radford, Donald Segal, David Jones, Neville Whitehead	53.0
6 Armando Sardi, Giorgio Cozzoli, Salvatore Gianonne, Livio Berruti	53.1
7 Venezuela	53.7
Horacio Esteves, Lloyd Murad, Emili Nicolsin Romero, Rafael Sandrea Romero	40.7

NOTE—United States team (Francis Budd, Ray Norton, Stone Johnson, and David Sime) finished first in 39.4 but was disqualified for passing baton beyond legal zone in first exchange.

* Equals Olympic record set by United States in 1956 and also equalled by Germany in 1960 trials.

QUALIFYING TRIALS — WEDNESDAY, SEPTEMBER 7

Heat No. 1

	Time
1 Great Britain	40.0
2 Russia	40.3
3 Switzerland	40.8
4 Iraq	41.7
5 Thailand	42.0

Heat No. 2

	Time
1 Germany	40.0
2 Nigeria	40.0
3 Venezuela	41.0
4 Philippines	41.4
X Uganda & Liberia	DNC

Heat No. 3

	Time
1 Poland	39.8
2 Jamaica	40.1
3 Trinidad	40.2
4 Canada	40.3
5 Japan	41.2
X Kenya	Disqualified

Heat No. 4

	Time
1 United States	39.5
2 Germany	40.0
3 West Indies	40.2
4 South Africa	40.4
5 Great Britain	40.5
6 Switzerland	40.8

* New Olympic record. Old mark was 39.5 set by United States in 1952.

QUALIFYING TRIALS — WEDNESDAY, SEPTEMBER 7

Heat No. 1

	Time
1 Germany	3.10.4
2 Canada	3.10.5
3 Jugoslavia	3.10.6
4 Finland	3.11.2
5 Puerto Rico	3.13.9
6 Iraq	3.14.1
7 West Indies	3.09.1
8 Poland	3.09.5
9 Italy	3.09.8
4 Belgium	3.15.1
5 Luxemburg	3.21.7

Heat No. 2

	Time
1 United States	3.08.4
2 Nigeria	3.09.0
3 Great Britain	3.09.7
4 Italy	3.07.2
5 Canada	3.08.2
6 Jugoslavia	3.10.2

SEMI-FINALS — THURSDAY, SEPTEMBER 8

Heat No. 1

	Time
1 United States	3.08.4
2 Germany	3.09.0
3 Switzerland	3.09.7
4 Poland	3.10.8
5 Nigeria	3.10.9
6 Sweden	3.10.9

HIGH JUMP

FINAL RESULTS — THURSDAY, SEPTEMBER 1

Place	Name of Contestant	Representing	Height
1	Robert Shavlakadze	Russia	7' 1"*
2	Charles Dumas	USA	7' 1"*
3	JOHN THOMAS	UNITED STATES	7' 1¼"
4	Valeriy Brumel	Russia	7' 1¼"
5	Stig Pettersson	Sweden	6' 10¼"
6	CHARLES DUMAS	UNITED STATES	6' 7¾"

NOTE—Final order of finish determined on number of misses at lower heights.

* New Olympic record. Old mark was 6' 11⅝" set by Charles Dumas, USA, in 1956.

Other Placings

7	Thea Poll, GER	6' 7¾"	
8	Kjell Nilsson, SVE	6' 7¾"	
9	Jiri Lonsky, CSV	6' 7¾"	
10	Robert Keter, CAN	6' 7¾"	
11	Cornel Parvanb, ROM	6' 7¾"	
12	Ilmar Lusis, URS	6' 7¾"	

NOTE—Above all qualified for competition by jumping 6' 6¾" in preliminaries on morning round.

Those who failed to qualify in morning round included:

Jan Ekins, Japan
Jose Fernandez, Spain
Athar Abdulrahim, United Arab Republic
Yukishige Tosuma, Japan
Kamaradilo, Malaya
Hans Grutter, Switzerland
Ramuzo Pate, Belgium
John Howell, Great Britain
David Norris, New Zealand
John Okafaten, Nigeria
Ivo Ibl, Switzerland
Yirug Singh, India
Ian Tomlinson, Australia
Razoun Ali, Pakistan
Rewez Knachokidze, Russia
Tarcio Gomez, Brazil
Berthelsen, Norway

1600 METER RELAY

FINAL RESULTS — THURSDAY, SEPTEMBER 8

Place	Nation	Team Personnel	Time
1	UNITED STATES	JACK YERMAN, EARL YOUNG, GLENN DAVIS, OTIS DAVIS	3:02.2*
2	Germany	Manfred Kinder, Heinz Konke, Johannes Kosiner, Carl Kaufmann	3:02.7
3	West Indies	George Rhoden, Keates Waddeburn, Keith Gardner, Malcolm Spence	3:04.0
4	South Africa	Edward Sparrow, Barry Lowry, Gordon Day, Malcolm Spence (os)	3:05.0
5	Great Britain	Barry Lowry, Timothy Tordoy, John Wrighton, Robbie Brightwell	3:09.4
6	Switzerland	Hans-Ruedi Beyeler, Christian Waegli, Ruedi Bruder, Christian Waegli	3:09.4

* New Olympic record. Old mark was 3:04.5 set by Russia in 1952.

QUALIFYING TRIALS — WEDNESDAY, SEPTEMBER 7

Heat No. 1

	Time
1 United States	3.08.4
2 Germany	3.09.0
3 Switzerland	3.09.7
4 Poland	3.10.8
5 Nigeria	3.10.9
6 Sweden	3.10.9

Heat No. 2

	Time
1 Russia	3.08.2
2 Great Britain	3.08.4
3 Italy	3.07.2
4 Canada	3.08.2
5 Jugoslavia	3.10.2
6 Sweden	3.10.9

Heat No. 3

	Time
1 Robert Shavlakadze	Russia	7' 1"*
2 Charles Dumas	USA	7' 1"*
3 JOHN THOMAS	UNITED STATES	7' 1¼"
4 Valeriy Brumel	Russia	7' 1¼"
5 Stig Pettersson	Sweden	6' 10¼"
6 CHARLES DUMAS	UNITED STATES	6' 7¾"

NOTE—Final order of finish determined on number of misses at lower heights.

* New Olympic record. Old mark was 6' 11⅝" set by Charles Dumas, USA, in 1956.

Other Placings

7	Thea Poll, GER	6' 7¾"	
8	Kjell Nilsson, SVE	6' 7¾"	
9	Jiri Lonsky, CSV	6' 7¾"	
10	Robert Keter, CAN	6' 7¾"	
11	Cornel Parvanb, ROM	6' 7¾"	
12	Ilmar Lusis, URS	6' 7¾"	

NOTE—Above all qualified for competition by jumping 6' 6¾" in preliminaries on morning round.

Those who failed to qualify in morning round included:

Jan Ekins, Japan
Jose Fernandez, Spain
Athar Abdulrahim, United Arab Republic
Yukishige Tosuma, Japan
Kamaradilo, Malaya
Hans Grutter, Switzerland
Ramuzo Pate, Belgium
John Howell, Great Britain
David Norris, New Zealand
John Okafaten, Nigeria
Ivo Ibl, Switzerland
Yirug Singh, India
Ian Tomlinson, Australia
Razoun Ali, Pakistan
Rewez Knachokidze, Russia
Tarcio Gomez, Brazil
Berthelsen, Norway

BROAD JUMP

FINAL RESULTS — FRIDAY, SEPTEMBER 2

Place	Name of Contestant	Representing	Distance
1	RALPH BOSTON	UNITED STATES	26' 7¾"*
2	IRV ROBERSON	UNITED STATES	26' 7⅛"
3	Igor Ter-Ovanesyan	Russia	26' 4⅝"
4	Manfred Steinbach	Germany	26' 3"
5	Jorma Valkama	Finland	25' 2⅝"
6	Christian Collardat	France	25' 2⅛"

* New Olympic record. Old mark was 26' 5⅛" set by Jesse Owens, USA, 1936.

NOTE—Above all qualified for competition by leaping 24' 3¼" or better in morning preliminaries. Roberson had best jump at 25' 7⅛" while Boston was sixth with 24' 11⅛".

Other Placings

7	Henk Visser, PHL	25' 5½"	
8	D. Sondarenko, URS	24' 10½"	
9	M. Melzberger, GER	24' 7"	
10	Attila Bovi, ITA	24' 6"	
11	D. Menglares, GRE	24' 5½"	
12	Paul Foreman, ANT	23' 9½"	
13	Frederick Alsop, GRB	23' 9½"	
14	L. Chiuseli, GIA	23' 7"	

Those who failed to qualify in morning preliminaries:

Jan Sloh Yang, Korea
Ivan Gubijanic, Yugoslavia
Vikhjamer Einarsson, Iceland
Fernin W. Donozor, Uruguay
Kazimier Krzysikowski, Poland
Abdel Razak, Iraq
Ramon Fernandez Mendoza, India
Tore Ruotsinen, Finland
Jan Hetzpilis, Czechoslovakia
Pitts Kappen, Germany
Tony Watson, United States
Ivan Gubijanic, Yugoslavia
Kosa Sinji, Japan
Ind Tomlinson, Australia
Razoun Ali, Pakistan
Lugui Silvelli, Italy
Tarcio Gomez, Thailand
Paul Mendoza, Portugal

POLE VAULT

FINAL RESULTS — WEDNESDAY, SEPTEMBER 7

Place	Name of Contestant	Representing	Height
1	DONALD BRAGG	UNITED STATES	15' 5½"*
2	ROBERT GUTOWSKI	UNITED STATES	15' 1⅝"
3	Eeles Landstrom	Finland	14' 11⅝"
4	Ronnie Ter Ronta Pico	Germany	14' 11⅝"
5	Igor Petrenko	Germany	14' 9½"
6	Igor Petrenko	Russia	14' 9½"

* New Olympic record. Old mark was 14' 11½" set by Robert Richards, USA, 1956.

NOTE—Final placings on basis of missed jumps.

Other Placings

7	Mattis Sultinen, FIN	14' 5½"
8	Rudolf Kraucinski, POL	14' 5½"
9	Leon Lukman, JUG	14' 5½"
10	Hitim Nilsson, SUI	14' 5½"

Above contestants all qualified for competition by leaping 14' 1¼" in morning preliminaries.

Those who failed to qualify in morning round were:

K. Lesek, Jugoslavia
S. Anderson, Denmark
G. Bell, Canada
A. Zolin, Pakistan
G. Rasbeni, Greece
T. Silfven, Finland
M. Pinsinger, Germany
Z. Wojciechowski, Poland
V. Bulatov, Russia (injured)

O. Okundaye, Nigeria
G. Sarver, Switzerland
Ivan Ivanov, Russia
M. Abdullah, Iraq
David Clark, United States
F. Laufer, Germany
J. Gronowski, Poland
Ivan Theodosiou, Iceland

HOP, STEP AND JUMP

FINAL RESULTS — TUESDAY, SEPTEMBER 6

Place	Name of Contestant	Representing	Distance
1	Josef Schmidt	Poland	54' 4½"*
2	Vitaliy Kreyer	Russia	54' 4⅝"
3	Vitold Kreer	Russia	53' 10⅝"
4	Oleg Fedoseyev	UNITED STATES	53' 10"*
5	Vilhjalmir Einarsson	Iceland	53' 8½"
6	Brazislaw Mikheyevcyk	Poland	53' 6¼"

* New Olympic record. Old mark was 53' 7½" set by A. Ferreira da Silva, Brazil, 1952.

American citizen record.

Other Placings

7	Manfred Hinze, GER	52' 10½"	
8	Kazi Sakurai, JPN	51' 11⅝"	
9	Ivo Tsantirov, AUS	51' 11"	
10	E. Mathias, GER	51' 10½"	
11	Stan Erickson, SVE	50' 9½"	

Above contestants all qualified for competition by surpassing 50' 10⅛" in morning preliminaries. Best jump was by Schmidt with 53' 11⅛". Davis jumped 51' 3¾".

Those who failed to qualify in morning round included:

David Hoppe, New Zealand
Roland Sauer, Germany
Kaji Sakurai, Japan
Mohamed Boussaid, France
Hiroshi Shibata, Japan
Ivo Tsantirov, Australia
Vitaliy Tsapik, Russia
Eric Battista, France
Constantin Dias, Greece
M. Khan, Pakistan
E. Mathias, Germany
G. Fonsinal, Algeria

Federico Blasina, Italy
Ivo Jedutzki, Poland
Luis Bete Somporis, Spain
Samuel Igun, Nigeria
Rouhallah, Bahamat, Iran
Ivo Ibl, Switzerland
William Sharpe, United States**
Pedro Camacho Cotto, Puerto Rico
J. Wichmann, Germany
F. William, France
Ivo Ibl, Switzerland
Emanuel Stokes, United States**

**NOTE—Sharpe leaped 50' 7¾", Stokes leaped 48' 4⅛".

SHOT PUT

FINAL RESULTS — WEDNESDAY, AUGUST 31

Place	Name of Contestant	Representing	Distance
1	WILLIAM NIEDER	UNITED STATES	64' 6¾"*
2	W. PARRY O'BRIEN	UNITED STATES	64' 6¾"
3	DALLAS LONG	UNITED STATES	64' 6¾"
4	Viktors Lipsnis	Russia	64' 6¾"
5	Michael Lindsey	Great Britain	64' 6¾"
6	Alfred Sosgornik	Poland	64' 6¾"

* New Olympic record. Old mark was 60' 11" set by Parry O'Brien, USA, in 1956.

Continued on page 83

MEN'S ATHLETIC SUMMARIES

Continued from page 83

Other Placings

7	Dietrich Urbach, GER	57' 3½"	
8	Martin Lucking, GRB	57' 2½"	
9	Jiri Skoblo, CSV	57' ½"	
10	Jaroslav Pilhal, CSV	56' 11½"	
11	Ferenc Tegzes, HUN	56' 10½"	

11 H. Lingerus, GER ... 55' 8½"
12 Silvano Meconi, ITA 54' 10½"
13 Zuigenad Nagy, UNG 54' 8½"
14 Warwick Selvey, AUS 53' 1"
Jr. Alley had tens of 225' 3½", Beecher 223' 5½".

Those who failed to qualify in the morning preliminaries:

Salem El Jir, Lebanon
Arthur Rowe, Great Britain
Georgas Tsakarikas, Greece
Fritz Kuhl, Germany
Nath Hamid, Iraq
Gideon Uriel, Israel
E. Kwiatkowski, Poland
Haider Khan, Pakistan
Erik Udebeen, Sweden

HAMMER THROW

FINAL RESULTS — SATURDAY, SEPTEMBER 3

Place	Name of Contestant	Representing	Distance
1	Vasily Rudenkov	Russia	220' 1⅛" *
2	Gyula Zsivotzky	Hungary	215' 10⅜
3	Todasuz Rut	Poland	215' 4½
4	John Lawlor	Ireland	212' 1⅜
5	Olgierd Ciepły	Poland	211' 10⅛
6	Anton Bezjak	Jugoslavia	210' 8"

* New Olympic record. Old mark was 219' 10⅜" set by Rudenkov, Russia, in qualifying trials; previous record was 207' 3½" set by Harold Connally, USA, in 1956.

Other Placings

7	A. Samosvetov, URS	208' 8"	
8	H. Connolly, USA	208' 7½"	
9	Heinz Thun, AUT	208' 5½"	
10	Terry Milkins, URS	207' 7½"	
11	S. Strandli, NOR	206' 10⅝"	

12 M. Iqbal, PAK ... 202' 9½"
13 N. Clements, GUA 197' 1½"
14 Albert Hall, USA ... 196' ½"
15 Ali Ismail, EGY ... 177' 10⅜"

Competitors athletes equalled or surpassed 196' 10½" in preliminaries held Friday, September 2 to qualify for competition. (Hall had 199' 4⅞"; Connally 200' 9⅞".)

Those who failed to qualify were:

Eduardo Martins, Portugal
Manfred Losch, Germany
Jose Echeparen Polzan, Spain
Klaus Peter, Germany
Ferenc Paragi, Germany
Andreas Kouvelopoulos, Greece
Rudolf Hans Jost, Switzerland
Takeo Sugahara, Japan
Jozsef Csermak, Hungary
Birger Asplund, Sweden
Kwaisei Rocic, Jugoslavia
Ronald Delaney, United States ..
Gny Horsac, France
Erman R. Bastian, India (DNC)

JAVELIN THROW

FINAL RESULTS — THURSDAY, SEPTEMBER 8

Place	Name of Contestant	Representing	Distance
1	Viktor Cybulenko	Russia	277' 8⅛"
2	Walter Kruger	Germany	260' 4⅝"
3	Gergely Kulcsar	Hungary	257' 9⅜"
4	Yaino Kuisma	Finland	257' 2⅝"
5	W. Rasmussen	Norway	252' 1"
6	Knut Fredriksson	Sweden	236' 11⅜"

Other Placings

7	J. Radziwonowicz, POL	253' 3½"	
8	Janusz Sidlo, POL	250' 10½"	
9	Carlo Lievore, ITA	246' 9"	

10 Albert Cantello, USA 245' 11"
11 Ferenc Klics, UNG 245' 7½"
12 Ilias Iliadis, GRE ... 245' 1½"
13 M. Pedersen, NOR ... Fouled

NOTE—Above athletes all equalled or surpassed 242' 9½" on Wednesday, September 7, preliminaries to qualify for competition. Iliadis had better than of 270' 3½", Cantello had 261' 6½".

Those who failed to qualify were:

Egil Danielsen, Norway
Abdul Hakim Wardak, Afghanistan
Erich Akermann, Germany
Terry Sawchuk, United States
Selah Madil, Iraq
Ivan Sivapalapov, Russia
Leos Scvrnoluk, France
Michel Macquet, France
Jr. Alley had tens of 225' 3½", Beecher 223' 5½".
Myron Anyfantakis, Greece
Mohammed Nawaz, Pakistan
Aziz De Andres, Spain
Terry Sawchuk, United States
Mohammed Nawaz, Pakistan
U. Vuo Wartburg, Russia
Baruch Feinberg, Israel

DISCUS THROW

FINAL RESULTS — WEDNESDAY, SEPTEMBER 7

Place	Name of Contestant	Representing	Distance
1	ALFRED OERTER	UNITED STATES	194' 2" *
2	RICHARD BABKA	UNITED STATES	190' 4½
3	RICHARD COCHRAN	UNITED STATES	187' 6⅝
4	Jozsef Szecsenyi	Hungary	181' 3
5	Edmund Piatkowski	Poland	180' 10⅛
6	Viktor Kanapanovic	Russia	180' 7¾

* New Olympic record. Old mark was 184' 10½" set by Oerter, USA, in 1956.

Other Placings

7	Carmelo Rado, ITA	177' 2"	
8	Ludvik Danek, CSV	175' 9⅝"	
9	Pentti Repo, FIN	175' 4"	
10	Fernenc Klics, UNG	173' 1½"	
11	S. Neagoe, ROM	172' 6"	
12	Lothar Milde, GER	171' 11⅝"	
13	Ludvik Danek, CSV	171' 9½"	
14	Zenon Begier, POL	174' 3⅝"	

15 V. Trusenev, URS ... 173' 7½"
16 Jay Ortesen, GER ... 172' 10⅜"
17 Adolfo Consolini, ITA 171' 11½"
18 A. Kaunodki, GRC ... 171' 11½"
19 Zdenek Hennek, CSV 171' 2"
20 Teder Todorov, BUL 169' 8½"
21 Jay Silvester, USA ... 161' 10⅛"
22 Carmelius Koch, FRA 161' 3⅝"

NOTE—Above athletes equalled or surpassed 170' 7½" in preliminary round, Tuesday, September 6, to qualify for competition.

Those who failed to qualify were:

Fritz Kuhl, Germany
Flavio Alard, France
Stephanus Du Plessis, South Africa
Ilie Floroiu, Rumania
Erik Uddeberk, Sweden
Gideon Uriel, Israel (DNC)
Carmelo Rado, Italy
Ozvan Eclus, Sweden
Francis Orsati, Italy
Leslie Mills, New Zealand
Carel Lindroos, Finland
Salcedo de la Qwadra, Spain
Jr. Alley, USA
Salem El Jir, Lebanon (DNC)
Herbert Egermann, Austria (DNC)
Mesolonne Bakuna, Fiji
Michael Lindsay, Great Britain

DECATHLON

FINAL RESULTS — MONDAY & TUESDAY, SEPTEMBER 5-6

(See chart for event performances)

Place	Name of Contestant	Representing	Points
1	RAFER JOHNSON	UNITED STATES	8,392*
2	Chuan Kwang Yang	Taiwan	8,334
3	Vasiliy Kuznecov	Russia	7,809
4	Yuriv Kutenko	Russia	7,569
5	Evert Kamerbeek	Holland	7,236
6	Franco Sar	Italy	7,195

* New Olympic record. Old mark was 7,937 set by Milton Campbell, USA, in 1956.

Other Placings

7	Markus Kahma, FIN	7112	
8	Klaus Grasemann, GER	7032	
9	Jaas Brabbs, JUG	6918	
10	Manfred Kock, GER	6894	
11	Fritz Vogelsang, SWI	6767	
12	Lucio Pacagnella, ITA	6283	
13	Lucien Duquesne, FRA	6261	
15	Hennes Kramer, FRG	6161	

16 Walter Meier, GER ... 6000
17 Heiki Muckitsch, AUT ... 5930
18 Leopold Merlen, BEL ... 5918
19 Aris Leivenieks, CZE ... 5865
20 Hecto M. Thomas, YEN ... 5753
21 Rodolfo Mirabal, CUB ... 5744
22 Giorgio Sholac, CAN ... 5188
23 P. Eptimiadhis, GRE ... 4734

NOTE—Dvid Edstrom and Phil Mulkey, USA entries, were unplaced. See chart for performances.

FINAL CHART — DECATHLON COMPETITION — SEPTEMBER 5-6

Order of Events	1st Place RAFER JOHNSON United States Perf.	Pts.	2nd Place Chuan Kwang Yang Taiwan Perf.	Pts.	3rd Place Vasiliy Kuznecov Russia Perf.	Pts.	4th Place Yuriy Kutenko Russia Perf.	Pts.	5th Place Evert Kamerbeek Holland Perf.	Pts.	6th Place Franco Sar Italy Perf.	Pts.
100 meter Dash	10.9	948	10.7	1034	11.1	870	11.4	768	11.2	800	11.4	768
Broad Jump	24' 8"	906	24' 5½"	950	22' 8⅝"	773	22' 1⅝"	764	23' 7⅞"	856	21' 11⅝"	692
Shot Put	51' 10⅝"	976	42' 8⅛"	703	47' 3½"	817	45' 10⅝"	767	45' 1⅜"	746	45' 6½"	759
High Jump	6' 3⅞"	832	6' 2⅝"	900	5' 8"	711	5' 10⅝"	770	5' 10⅞"	770	5' 10⅞"	770
400 meter Dash	48.3	985	48.1	1005	50.2	828	51.1	765	51.1	765	51.1	765
110 m. Hurdles	15.3	740	14.6	923	15.0	813	15.6	673	14.9	840	14.7	894
Discus Throw	194'	894	130' 8½"	622	165' 9"	872	149' 8¾"	795	145' 5¾"	753	167' 8"	935
Pole Vault	13' 5¾"	795	14' 1¾"	915	13' 9½"	695	13' 9¾"	855	13' 5¾"	645	13' 5¾"	645
Javelin Throw	229' 10⅝"	980	223' 9⅛"	937	233' 7⅛"	1024	234' 4⅝"	1031	184' 7⅛"	677	182' 10⅛"	641
1500 meter Run	4.49.2	336	4.48.5	345	4.53.8	306	4.44.2	379	4.43.6	384	4.49.2	340
TOTALS		8,392		8,334		7,809		7,569		7,236		7,195

OTHER UNITED STATES PERFORMANCES—David Edstrom: 11.4 in 100 meters for 768 points; 20' 11⅜" in broad jump for 610; 44' 7" in shot put for 729; withdrew from competition because of groin injury. Total of 2,107 points. Phil Mulkey: 11.3 in 100 meters for 737 points; 23' 6½" in broad jump for 746; 46' 3" in shot put for 780; 6' 0" in high jump for 806; 52.2 in 400 meters for 690; 18.1 in 110 meter hurdles for 283; 111' 11⅜" in discus throw for 473; withdrew from competition because of injury, total of 4,515 points.

ATHLETICS—MEN

Continued from page 78

For the first time a Russian, Vasily Rudenkov, won the event, with 220 feet 1⅛ inches. The 29-year-old, 211-pound metal worker had a couple of other tosses that would have been enough to win. Hungary's Gyula Zsivotzky was second on 215 feet 10⅜ inches and Poland's Tadeusz Rut third on 215 feet 4½ inches.

Al Hall, the Pan American champion, was 14th with 196 feet ¾ inch. Ed Bagdonas of West Point threw 195 feet 1¾ inches failing to meet the qualifying mark of 196 feet 10¼ inches.

* * *

SHOT PUT — The US swept the boards on the Olympic record-breaking of Bill Nieder, Parry O'Brien and Dallas Long.

There was an element of suspense in the shot put before the iron ball was even tossed. Nieder, the world record-holder, had failed to make a regular's berth on the team because of an injured right knee. Placed on the squad as an alternate, he smashed the world record with a toss of 65 feet 10 inches in California, Aug. 12, and earned a starting role at Rome through an injury to Dave Davis and the latter's loss of form.

His troublesome right knee encased in a special elastic brace, Nieder vindicated the selection by reaching 64 feet 6¾ inches on his fifth attempt to win. This surpassed two-time champion Parry O'Brien's second-round heave of 62 feet 8½ inches, which stood up for second. Thus the two arch rivals reversed their positions of the 1956 Olympics when O'Brien won with 60 feet 11 inches.

The 20-year-old Dallas Long earned the bronze medal with 62 feet 4½ inches.

* * *

JAVELIN THROW— Russia's Viktor Cybulenko was a surprise victor with a toss of only 277 feet 8⅛ inches. This was the only field event in which the Olympic record was not surpassed. Rain and fluctuating winds were a major factor in holding down the throws.

Walter Kruger of Germany took second on 260 feet 4⅝ inches and Hungary's Gergely Kulcsar was third on 257 feet 9⅜ inches.

The non-qualifiers of 242 feet 9½ inches included Norway's defending champion, Egil Danielsen; American Bill Alley, who had broken teammate



FOR THE SECOND STRAIGHT TIME, a desperate lunge at the finish brought an Olympic championship to Lee Calhoun, USA (center). In winning the 110 meter hurdles he became the first man ever to win this event twice (he won in 1956 in a similar close finish with a teammate, Jack Davis). At the right is Willie May who was second while Hayes Jones, whose third place completed an American sweep, was in the outside lane to the extreme left and was missed by the camera. Other runners were left to right, Valentin Chistiarov, Russia; Keith Gardner, West Indies; and Martin Lauer, Germany.

Al Cantello's world record with 283 feet 8 inches, and Alley's Kansas teammate, Terry Beucher.

Cantello had to settle for 10th with 245 feet 1 inch.

There was disappointment for Poland's Janusz Sidlo, the silver medalist at Melbourne. The Pole had made 279 feet 4 inches in the qualifying round.When it counted, he could only make 250 feet 10 inches and eighth place.

* * *

DISCUS THROW—Al Oerter, the defending champion, paced an American grand slam for the second straight time.

The 24-year-old, 235-pounder from West Babylon, N. Y., hit the jackpot on his fifth throw—reaching an Olympic record of 194 feet 2 inches. This beat Rink Babka's first toss of 190 feet 4½ inches. Dick Cochran followed Oerter with his own fifth-rounder of 187 feet 6⅝ inches to gain the bronze medal. All three eclipsed Oerter's 1956 standard of 184 feet 10⅜ inches.

Edmund Piatkowski, holder of the world record of 196 feet 6½ inches which Babka had tied before coming to Rome, was fifth with 180 feet 10⅛ inches.

* * *

DECATHLON—Rafer Johnson completed his career by taking a bitter duel from Chuan Kwang Yang, his UCLA schoolmate who was born in Taiwan. This went right down to the wire, and the Chinese showed victories over Johnson in six of the nine completed events of the 10-event decathlon; however, he still trailed the 26-year-old Californian by 67 points with only the 1,500-meter run left. Big point margins in the shot put and discus had moved Johnson ahead in the see-saw, two-day struggle.

Their second-day battle had started at 9 A.M. after ending at midnight the day before. It was 9:00 P.M. when Johnson and Yang were called for the final heat of the 1,500. If Yang could beat Johnson by 10 seconds, the big prize would be his. It was a possibility since Yang was better at the distance. He had a best of 4.36.9 while Johnson's was the 4.54.2 he registered in Melbourne when he took the silver medal behind Milt Campbell.

Yang broke first in the six-man run. Rafer, running second, dogged his footsteps and remained there for the entire distance. Yang was first in 4.48.5 and Johnson very close with 4.49.7—his best ever.

Yang reduced the margin by only nine points and Johnson was the winner with a new Olympic record, 8,392 points to Yang's 8,334. That also bettered Campbell's 1956 record of 7,937. Russia's subsequent Vasily Kuznetsov, third in 1956, was third again with 7,809.

The other two Americans, David Edstrom of Oregon and Phil Mulkey of Memphis State, both suffered groin injuries and couldn't continue in the competition.

MEN'S TRACK & FIELD

Triple Gold Medal Triumph By U. S. A.'s Wilma Rudolph Rated Best Ever In Women's Track

IT was the "Wondrous Wilma" (Wilma Rudolph) as the heroine of the 1960 Olympics at Rome in place of "Beaut Betty" (Betty Cuthbert) of Melbourne fame in 1956.

In a series of spectacular performances, Wilma Rudolph, a tall, Tennessee State University co-ed, established herself as the fastest woman ever by winning three gold medals in record fashion.

The 20-year-old flash from Clarksville, Tenn., dominated the women's track and field program and shared the record-breaking honors with the Russian squad as every Olympic mark was wiped out.

The 5-foot-11, 135-pound Wilma

ATHLETICS, WOMEN

gained supremacy in the 100, 200 and 400-meter relay. She tied the world record of 11.3 seconds in the 100 semi-finals, and then jetted the final in :11.0 flat, although helped by a 2.75-meter-per-second wind which barred a world record.

In the 200, she shattered the Olympic standard with :23.2 in the heat and romped to victory against the wind in the final in :24.0. And in the relay, she brilliantly anchored her Tennessee State team to a :44.4 world record in the heat and a :44.5 triumph in the final. Her teammates were Martha Hudson, Lucinda Williams and Barbara Jones.

* * *

As a 16-year-old at Melbourne, Wilma earned a bronze medal in the 400 relay and was eliminated in the heats of the 200 on her :24.6 clocking. The bright star at Melbourne's Cricket Ground was "Beaut Betty"—18-year-old Betty Cuthbert of Australia, who won three gold medals in the same events as Wilma.

At Rome, Betty's star faded. She pulled up lame in the second round of the 100 and was forced to withdraw from the 200.

Wilma's sweep ended Australia's eight-year hold on the sprint championships.

Jolly Earlene Brown of Los Angeles earned the USA a fourth medal when she gained the bronze in the shot put on a final heave of 53 feet 10⅝ inches. The 25-year-old, 230-pound housewife also finished sixth in the discus.

Otherwise the US girls failed to keep pace with Russia, which swept six of the titles, and Romania's Iolanda Balas, who captured the high jump on a prodigious leap of 6 feet ¾ inch.

* * *

Although all Olympic marks were repeatedly smashed, there was only one other world-record performance. Russia's Ludmila Shevcova-Lisenko tied her world mark of 2:04.3 in winning the 800-meter run, held for the first time since 1928.

In addition to Betty Cuthbert, there were two other defending champions who failed to retain their titles. Poland's Elzbieta Krzeskinska, winner of the 1956 broad jump, was second with 20 feet 6½ inches. The winner was Russia's Vyera Krepkina with 20 feet 10¾ inches.

The 1956 discus throw, won by Mrs. Olga Fikotova Connolly for Czechoslovakia, was taken by Russia's Nina Ponomareva (the 1952 champion) with 180 feet 8⅛ inches. Mrs. Connolly, the wife of the American Olympic hammer thrower, was not competing for the USA, was seventh.

Despite stringent qualifying standards imposed by the International Amateur Athletic Federation, the USA still managed to send 18 girls to Rome. Eight of them were from Tennessee State University, which also supplied the head coach, Ed Temple. The field coach was Francis Welch of Kansas State Teachers College, Emporia, Kansas. The head manager was former Olympian Mrs. Frances T. Kaszubski of Cleveland.

The team was picked on the basis of Final Trials at Abilene Christian College Stadium, Texas, July 15-16. From Texas the team was taken for pre-Olympic training and a development clinic at Kansas State Teachers College.

Here's a review of each event:

100 METERS — Wilma Rudolph topped the field of 31 in every race. She won her first and second heats in :11.5, and then equalled the world and Olympic record with :11.3 in the semi-finals.

In the six-girl final, Russia's Maria Itkina was off the blocks first but after the first 25 meters it was all Wilma. She won by three yards over Britain's Dorothy Hyman in 11 seconds flat—the fastest ever by a woman and excellent time for men. Because of a following wind of 2.75 meters per second (.75 over the allowable limit), it was disallowed as a world record but recognized as an Olympic record.

Miss Hyman and third-placer Giuseppina Leone of Italy each was credited with an :11.3 clocking.

Barbara Jones, Wilma's teammate, was second in her first two heats in :11.7 and :11.9 but was eliminated in the semi-final won by Miss Hyman in :11.5. Barbara was a very close fourth in :11.7, same time as the second and third-placers, Maria Itkina and Mlle. Coppieville.

Martha Hudson, the third American, was eliminated in the second round of heats, finishing fourth in :12.2.

* * *

200 METERS — This was another romp for Wilma Rudolph, who won her heat in :23.2, bettering the Olympic record by two-tenths of a second; her semi-final in :23.7, and the final against a strong wind, in :24.0. She was in front all the way and won by four yards over Germany's Jutta Heine (:24.4). Britain's Dorothy Hyman finished third by a shade margin over Maria Itkina of Russia, each in :24.7.

Wilma became the first American woman to win the 200. Only Fanny Blankers-Koen of Holland in 1948, Marjorie Jackson of Australia in 1952, and Betty Cuthbert of Australia in 1956, preceded her in the double slam department.

Lucinda Williams of Tennessee State was eliminated in the semi-finals on :25.0, and Ernestine Pollards of Chicago lost out in the qualifying trials despite a good :24.5.

* * *

400-METER RELAY — With Wilma Rudolph running sensational anchor legs, the USA quartet from Tennessee State broke the world record of :44.5 by one-tenth of a second in the heats, and then sped to a three-yard triumph over Germany in the final in :44.5. This was the fourth victory for the USA in this event.

The running order was Martha Hudson, Lucinda Williams, Barbara Jones and Wilma Rudolph. The first three managed to gain a two-yard lead. But this was quickly lost as a result of a poor baton exchange between Miss Jones and Miss Rudolph. But it didn't take long for Wilma to overhaul and pass Jutta Heine, Germany's anchor runner. At the finish she was three yards in front and flying.

Germany's silver medalists were clocked in :44.8, Poland took bronze medals in :45.0 with Russia fourth, Italy fifth and Britain disqualified.

* * *

800 METERS — Russia's Ljudmila Shevcova-Lisenko won this event—once again on the Olympic program after a lapse of 32 years—by a tiny fraction over Australia's Brenda Jones. The Russian had to equal her world record of 2:04.3 in staving off the late challenge of the Australian who was timed in 2:04.4. Germany's Ursula Donath took the bronze medal in 2:05.6.

Australia's Dixie Willis led for the first lap in 62 seconds and was in front heading into the final straight when she suddenly staggered off the track and collapsed.

The lone American entry, Billie Pat Daniels, 17, of Milbrae, Calif., was disqualified for running off course.

* * *

80-METER HURDLES—Russia's Irina Press, an all-around athlete, won as expected in :10.8, after lowering the Olympic record from :10.7 to :10.6 in the semi-finals. The 21-year-old Russian led from the gun in the final, winning by a yard over Britain's Carole Quinton (:10.9). Germany's Gisela Birkemeyer was third in 11 flat.

The three American entries were eliminated in the qualifying. They were Irene Robertson of Inglewood, Calif. (:11.6); JoAnn Terry of Indianapolis (:11.4), and Shirley Crowder of Tennessee State (:12.3).

* * *

BROAD JUMP—The first seven all cleared 20 feet compared to only one —champion Elzbieta Krzeskinska of Poland—in 1956. It looked like the Polish woman was going to repeat on her fourth-round leap of 20 feet 6⅝ inches but in the fifth round Vyera Krepkina, a 27-year-old Russian, broke the Olympic mark of 20 feet 9⅜ inches with a winning leap of 20 feet, 10¾ inches.

Germany's Hildrun Claus, the world record holder at 20 feet 11⅜ inches, was third with 20 feet 4½ inches.

Willye B. White of Tennessee, who took second in 1956 with 19 feet 11⅜ inches, and who cleared 20 feet 4⅛ inches in the Trials, could only do 18 feet 11¼ inches for 16th place. Anna L. Smith, another Tennessee Stater, fouled out in the qualifying.

* * *

JAVELIN THROW—Elvira Ozolina of Russia won with a toss of 183 feet 8 inches, which was well below her world record of 195 feet 4½ inches. The 20-year-old Russian girl's best throw was her last and it bettered the Olympic record of 176 feet 8 inches set in 1956 by another Soviet spear-thrower, Inessa Janzeme.

Dana Zatopkova (Mrs. Emil Zatopek) of Czechoslovakia, the 1952 champion, was second with 176 feet 5¼ inches and another Russian, Birute Kalediene, third on 175 feet 4½ inches.

Karen Anderson Oldham of San Diego, Calif., who was eighth in 1956, finished 13th with 152 feet 7½ inches. She had qualified with 166 feet 1 inch, but qualifying marks don't count in the finals.

* * *

SHOT PUT—A final throw of 53 feet 10⅜ inches earned Earlene Brown of Los Angeles the bronze medal. The champion, Tamara Tyshkevich, won





The incomparable Wilma Rudolph, great woman sprinter, shows typical form in one of her decisive victories in Stadio Olimpico.

OFFICIAL SUMMARIES — WOMEN'S TRACK & FIELD — 1960 OLYMPIC GAMES

100 METER DASH

FINAL RESULTS — FRIDAY, SEPTEMBER 2

Place	Name of Contestant	Representing	Time
1	WILMA RUDOLPH	UNITED STATES	11.0*
2	Dorothy Hyman	Great Britain	11.3
3	Giuseppina Leone	Italy	11.3
4	Maria Itkina	Russia	11.4
5	Catharina Capdevielle	France	11.5
6	Jennifer Smart	Great Britain	11.6

* New Olympic record (old mark was 11.4 set by Betty Cuthbert, Australia, 1956). However, the performance cannot qualify for world mark because of following wind of 2.75 m/sec.

QUALIFYING TRIALS — THURSDAY, SEPTEMBER 1

Heat No. 1		Time
1	Giuseppina Leone, ITA	11.8
2	Dorothy Hyman, GBR	11.8
3	Eleanor Haslam, CAN	12.0
4	Elizabeth Jonner, GER	12.3
5	Ulla Fingerl, AUT	DNC

Heat No. 2		Time
1	Catharina Duppen, AUS	12.1
2	Anna Sokolnan, FIL	12.4
3	Vivi Markussen, DAN	12.2
4	Marlies Lewington, CAN	12.4
X	Erzsebet Heinl, UNG	DNC
X	Ines Press, URS	DNC

Heat No. 3		Time
1	Maria Itkina, URS	11.8
2	Margaret Willard, AUS	12.0
3	Olga Sikaver, JUG	12.1
4	Carlotta Gaedan, PAN	12.2
X	Antonia Munkacsi, UNG	DNC
X	Ines Ruiz, MEX	DNC
X	Jennifer Smart, GRB	11.9
X	Betty Cuthbert, AUS	12.1

SECOND ROUND TRIALS — THURSDAY, SEPTEMBER 1

Heat No. 1		Time
1	Wilma Rudolph, USA	11.5
2	Catharina Capdevielle, FRA	11.7
3	Margaret M. Willard, AUS	11.8
4	Gisela Birkemeyer, GER	12.1
5	Eleanor Haslam, CAN	12.3
6	Mona Solaiman, FIL	12.4
7	Valerie Morgan, NZE	12.2

Heat No. 2		Time
1	Maria Itkina, URS	11.7
2	Brunhilde Hendrix, GER	11.9
3	Relina Richter, POL	11.9
4	Patricia Duggan, AUS	12.2
5	Joan Holmes, PAN	12.3
6	Elizabeth Jonner, GER	12.4
7	Snezana Karkova, SUL	12.2

SEMI-FINALS — FRIDAY, SEPTEMBER 2

Heat No. 1		Time
1	Wilma Rudolph, USA	11.3
2	Giuseppina Leone, ITA	11.3
3	Jennifer Smart, GRB	11.8
4	Relina Richter, POL	11.9
5	Brunhilde Hendrix, GER	11.9
6	Vera Krepkina, URS	12.0

Heat No. 2		Time
1	Giuseppina Leone, ITA	12.0
2	Dorothy Hyman, GRB	12.0
3	Jennifer Smart, GRB	12.0
4	Martha Hudson, USA	12.2
5	Olga Sikaver, JUG	12.2
6	Carlotta Gaedan, PAN	12.2
7	Marlies Lewington, CAN	12.4

Heat No. 3		Time
1	Dorothy Hyman, GRB	11.6
2	Barbara Janiszewska, POL	11.8
3	Teresa Wieczorek, POL	12.0
4	Betty Cuthbert, AUS	12.0
5	Valerie Jones, CAN	12.4
6	Barbara Janes, USA	12.4
7	Teresa Wieczorek, POL	11.9
8	Margaret M. Willard, AUS	11.9

200 METER DASH

FINAL RESULTS — MONDAY, SEPTEMBER 5

Place	Name of Contestant	Representing	Time
1	WILMA RUDOLPH	UNITED STATES	24.0
2	Jutta Heine	Germany	24.4
3	Dorothy Hyman	Great Britain	24.7
4	Maria Itkina	Russia	24.7
5	Barbara Janiszewska	Poland	24.8
6	Giuseppina Leone	Italy	24.9

NOTE—Miss Rudolph set a new Olympic record of 23.2 in the preliminary rounds (old mark was 23.4, set by Marjorie Jackson, Australia, 1952); equalled by Betty Cuthbert, Australia, 1956.

QUALIFYING TRIALS — SATURDAY, SEPTEMBER 3

Heat No. 1		Time
1	Giuseppina Leone, ITA	23.7
2	Lucinda Williams, USA	24.0
3	Hanneliese Raacke, GER	24.3
4	Catharina Capdevielle, FRA	24.5
5	Maria Ianeuca, ROM	24.6
X	Snezana Karkova, BUL	DNC
X	Ines Press, URS	DNC

Heat No. 2		Time
1	Gisela Birkemeyer, GER	24.3
2	Marie-Rose Gaianigo, FRA	24.5
3	Orla Winterbottom, EIR	24.6
4	Jean Hiscock, GRB	24.7
5	Ilona Kanoshk, ER	24.5
X	Jean Holmes, PAN	DNC
X	Ines Ruiz, MEX	DNC

Heat No. 3		Time
1	Jutta Heine, GER	23.9
2	Martha Hudson, AUS	24.2
3	Alana Stobiecn, CSV	24.7
4	Liudmila Ignatiinee, URS	24.7
5	Valerie Morgan, NZE	25.2
X	Shashi Souza, IND	DNC

Heat No. 4		Time
1	Barbara Janiszewska, POL	23.9
2	Maria Itkina, URS	24.0
3	Antonia Munkacsi, UNG	24.4
4	Dorothy Hyman, GRB	24.4
5	Christiane Bertuny, GHA	24.5
X	Carlotta Gaedan, PAN	DNC
X	Ines Ruiz, MEX	DNC

Heat No. 5		Time
1	Dorothy Hyman, GRB	23.7
2	Barbara Janes, USA	24.2
3	Eleanor Haslam, CAN	24.5
4	Ernestine Pellards, USA	24.5
5	Olga Sikaver, JUG	24.8
X	Betty Cuthbert, AUS	DNC
X	Ines Press, URS	DNC

Heat No. 6		Time
1	Wilma Rudolph, USA	23.7
2	Jennifer Smart, GRB	24.0
3	Teresa Wieczorek, POL	24.2
4	Nina Makeikaiaia, URS	24.3
5	Jennifer Smart, GRB	24.0
6	Halina Richter, POL	24.2
7	Maeve Kyle, IRL	24.9
8	Erzsebet Heibl, UNG	25.4

NOTE—First two in each heat, plus two other best times qualified for semi-finals.

According to International Amateur Athletic Federation (IAAF) rulings, each nation was allowed one entry per individual event by right but, in order to enter two or the maximum three, the following standards had to be met by all entries each nation submitted. The period set for meeting these standards extended from October 1, 1959 to August 16, 1960.

Track Event	*Time*	*Height or Distance*
100 Meters	11.8	*Field Event*
200 Meters	24.3	Shot Put
800 Meters	2:12.0	Javelin Throw
80 m. Hurdles	11.2	Discus Throw
		High Jump
English Distance	*Time*	Broad Jump
100 Yards	10.9	
220 Yards	24.5	
880 Yards	2:13.0	

SEMI-FINAL ROUND — MONDAY, SEPTEMBER 5

Heat No. 1		Time
1	Wilma Rudolph, USA	23.7
2	Jutta Mein, GER	24.4
3	Barbara Janiszewska, POL	24.7
4	Norma Fleming, AUS	24.3
5	Jennifer Smart, GRB	24.6
6	Valentina Maslovskaia, URS	24.9
7	Catherina Capdevielle, FRA	24.7

Heat No. 2		Time
1	Giuseppina Leone, ITA	24.3
2	Dorothy Hyman, GRB	24.6
3	Maria Itkina, URS	24.6
4	Gisela Birkemeyer, GER	24.9
5	Lucinda Williams, USA	25.0
6	Teresa Wieczorek, POL	24.9
X	Halina Richter, POL	DNC

800 METER RUN

FINAL RESULTS — WEDNESDAY, SEPTEMBER 7

Place	Name of Contestant	Representing	Time
1	Ljudmila Shevcova-Lisenko	Russia	2:04.3*
2	Brenda Jones	Australia	2:04.4
3	Ursula Donath	Germany	2:05.6
4	Veronika Kummerfeld	Germany	2:05.9
5	Antje Gleichfeld	Germany	2:06.5
6	Joy Jordan	Great Britain	2:07.8
7	Gizella Csoko	Hungary	2:08.0
8	Beata Zbikowska	Poland	2:11.8
X	Dixie Willis	Australia	DNF

* New Olympic record. Old mark was 2:05.9 set by Dixie Willis Australia, in trials; previous mark was 2:16.8 set by Linda Radke, Germany, 1928 (last time event was held).

QUALIFYING TRIALS — TUESDAY, SEPTEMBER 6

Heat No. 1		Time
1	Antje Gleichfeld, GER	2:10.9
2	Brenda Jones, AUS	2:11.0
3	Zinaida Matiisevich, URS	2:11.4
4	Maria Dasvraur, FRA	2:12.3
5	Ursula Donath, GER	2:13.0
6	Zofia Walasek, POL	2:16.3
7	Ja Hwok Lee, COR	3:28.4
X	Ivanva Tsvetova, BUL	DNC

Heat No. 2		Time
1	Ursula Donath, GER	2:09.2
2	Beata Zbikowska, POL	2:09.3
3	Flavia Grecnca, ROM	2:10.0
4	Olga Kazi, UNG	2:10.9
5	Cilda Jannaccone, ITA	2:13.6
6	Phyllis Perkins, GRB	2:13.3
X	Billee Pat Daniels, USA	Disqu.
X	Stephi Sousa, IND	DNC

Heat No. 3		Time
1	Ljudmila Shevcova, URS	2:09.3
2	Gizella Csoko, UNG	2:09.6
3	Krystyna Nowakowska,POL	2:09.7
4	Eleanor Haslam, CAN	2:10.0
5	Joy Jordan, GRB	2:10.4
6	Gundo Kroon, FRA	2:10.8
7	Nicole Gaullieux, FRA	2:13.0

Heat No. 4		Time
1	Dixie Willis, AUS	2:09.9
2	Veronika Kummerfeld, GER	2:09.9
3	V. Kummerfeld, GER	2:09.2
4	Ekaterina Parilak, URS	2:09.6
5	G. Ter Laakdal, FRA	2:10.2
6	Gul Cinay, TUR	2:11.4
X	Ursula Brodbeck, SVI	DNC
X	Sebastiana Alvarado, MEX	DNC

400 METER RELAY

FINAL RESULTS, — THURSDAY, SEPTEMBER 8

Place	Nation	Team Personnel	Time
1	UNITED STATES	MARTHA HUDSON, BARBARA JONES, LUCINDA WILLIAMS, WILMA RUDOLPH	44.5*
2	Germany	Martha Langbein, Brunhilde Hendrix, Anni Biechl, Jutta Heine	33.8
3	Poland	Teresa Wieczorek, Celina Jastonowsko, Barbara Janiszewska, Halina Richter	45.0
4	Russia	Vera Krepkina, Maria Itkina, Valentina Maslovskaia, Irina Press	45.2
5	Italy	Letizia Bertoni, Piam Tizzani, Sandra Valenti, Giuseppina Leone	45.6
X	Great Britain	Carole Quinton, Dorothy Hyman, Jan. Sheather Smart, Mary Bignal	DNF‡

* United States set new Olympic record of 44.4 in semi-finals, previous mark was 44.5 set by Australia in 1956. Also batters existing world mark of 4.5 set by Australia in 1956.

‡ Great Britain did not finish, baton was dropped in exchange.

SEMI-FINAL QUALIFYING TRIALS — WEDNESDAY, SEPTEMBER 7

Semi-Final No. 1		Time
1	Great Britain	45.8
2	Germany	45.8
3	Italy	46.6
4	Hungary	47.3
5	Canada	47.9

Semi-Final No. 2		Time
1	United States	44.6
2	Russia	45.2
3	Poland	45.4
4	Panama	46.8
X	Australia	DNF

Continued on page 90

WOMEN'S ATHLETIC SUMMARIES

Continued from page 89

80 METER HURDLES

FINAL RESULTS — THURSDAY, SEPTEMBER 1

Place	Name of Contestant	Representing	Time
1	Irina Press	Russia	10.8*
2	Carole Quinton	Great Britain	10.9
3	Gisela Birkemeyer	Germany	11.0
4	Mary Bignal	Great Britain	11.1
5	Galina Bystrova	Russia	11.2
6	Rimma Kashelova	Russia	11.3

* Irina Press set a new Olympic record of 10.6 in the semi-finals. Old mark was 10.7 set by Shirley Strickland, Australia, 1956.

QUALIFYING TRIALS — WEDNESDAY, AUGUST 31

Heat No. 1		Time
1	Galina Bystrova, URS	10.9
2	Carole Quinton, GBR	10.9
3	Dragica Simenovic, JUG	11.3
4	Ulla Wiesleader, SVE	11.5
5	Irene Robertson, USA	11.6
Heat No. 2		Time
1	Mary Bignal, GBR	11.2
2	Irina Press, URS	11.3
3	Dragica Kamenac, AUS	11.4
4	Wanda Dos Santos, BRA	11.7
5	Berta Diaz, CUB	11.7
Heat No. 3		Time
1	Rimma Kashelova, URS	11.3
2	Gisela Birkemeyer, GER	11.4
3	Alena Stolcova, CSV	11.4
4	JoAnn Terry, USA	11.4
5	Mario Bacskai, UNG	DNC

Heat No. 4		Time
1	Gisela Birkemeyer, GER	11.2
2	Vera Skoupecki, POL	11.3
3	Patricia Hatting, GER	11.5
4	Sally McCallum, CAN	11.7
5	Friedl Muravec, AUT	11.9
Heat No. 5		Time
1	Karin Richert, GER	11.3
2	Teresa Wieczorek, POL	11.3
3	Simone Grierre, FRA	11.6
4	Jennifer Cleveland, AUS	11.7
5	No other entry	
Heat No. 6		Time
1	Zenta Knop, GER	10.9
2	Galina Bystrova, URS	11.1
3	Irina Press, URS	11.2
4	Shirley Crowder, USA	11.2
5	Jen Jih, RCF	12.6

SEMI-FINALS — WEDNESDAY, AUGUST 31

Heat No. 1		Time
1	Galina Bystrova, URS	11.0
2	Carole Quinton, GBR	11.0
3	Rimma Kashelova, URS	11.1
4	Karin Richert, GER	11.1
5	Marina Thrower, AUS	11.3
6	Barbara Seagrenich, POL	11.3

Heat No. 2		Time
1	Irina Press, URS	10.6*
2	Gisela Birkemeyer, GER	11.0
3	Carole Quinton, GBR	11.0
4	Zenta Knop, GER	11.0
5	Teresa Wieczorek, POL	11.2
6	Denise Guenard, FRA	11.4

Other Placings

7	J. Bilewski, PBA	20" ½
8	V. Shaposhnova, BRS	19" 8½"
9	Wanda Dos Santos, BRA	19" 10½"
10	Beverly Wright, NZE	19" 7½"
11	Maria Chalnecka, POL	19" 7½"
12	Fumiko Ito, GFA	19" 7½"
13	Maria Silva, POL	19" 2½"

NOTE—Above athletes were too scored were determined on basis of second best time. Above athletes all qualified in morning preliminaries by equalling or surpassing 19" ½". Mary Bignal, GBR, had qualifies with 20" 9½". Willye White, USA, had 19" 11".

Those who failed to qualify in morning round:

A. Chol, Turkey
Akiko Fukuyo, Japan
Yosuke Kimura, Japan
Sally McCallum, Canada
Sylvia Mihalfi, Australia
Ann L. Smith, USA (3 fouls)

Heather Macdonald, Australia
Mary Peters, Great Britain
Vikki Pikrytcha, Czechoslovakia
Ann Pullen, Great Britain
Elisabeth Vu, Rumania
Ilana Kaminski, Israel
Flora Tizzani, Italy

JAVELIN THROW

FINAL RESULTS — THURSDAY, SEPTEMBER 1

Place	Name of Contestant	Representing	Distance
1	Elvira Ozolina	Russia	183' 8"*
2	Dana Zatopkova	Czechoslovakia	176' 5½"
3	Birute Kalediene	Russia	172' 4½"
4	Vlasta Paskova	Czechoslovakia	172' 5½"
5	Urszula Figwer	Poland	171' 8½"
6	Anna Pazera	Australia	167' 9½"

* New Olympic record. Old mark was 176' 8" set by Inesca Jorszeva, Russia, 1956. Also is world mark.

Other Placings

7	Susan Platt, GBR	167' 4½"
8	A. Skuchiba, URS	167' 4½"
9	Maria Astal, UNG	164' 10½"
10	Maria Dil, ROM	163' 7½"

NOTE—Above athletes all equalled or surpassed 152' 5½" in morning preliminary round to qualify for competition. Rosita's Ovalina led with 174' 8½". Karen Gibbon, USA, had 166' 1".

11	A. Gerhards, GER	161' 7½"
12	Marlene Ahrens, CIL	155' 1"
13	Karen Gibbon, USA	152' 7½"

Those who failed to qualify were:

Tovetanka Krastreva, Bulgaria
Wu Jin Yun, Formosa
Suzanne Allsley, Great Britain

Lidia Sharanovitch, Bulgaria
Tayeko Matsuda, Japan
Ayala Hetarani, Israel

HIGH JUMP

FINAL RESULTS — THURSDAY, SEPTEMBER 7

Place	Name of Contestant	Representing	Height
1	Iolanda Balas	Romania	6' ¾" *
2	Jaroslaw Jozwiakowska	Poland	5' 7⅝"
	Tied with		
	Dorothy Shirley	Great Britain	5' 7⅝"
4	Galina Dalia	Russia	5' 7⅜"
5	Taisia Chenchik	Russia	5' 6⅞"
6	Frances Sloop	Great Britain	5' 5"
	Tied with		
	Inga Britt Larentzon	Sweden	5' 5"
	Tied with		
	Helen Frith	Australia	5' 5"

* New Olympic record. Old mark was 5' 9¼" set by Mildred Mc-Daniel, United States, in 1956.

Other Placings

9	Ingrid Becker, GER	Olga Gere, RUG	5' 5"
	Petronella Zuiker, PBA	14 Neomia Rogers, USA	5' 5"
	Florence A. Perry, FRA	15 Valentina Ballard, URS	5' 5"
	Marlene P. Schwelz, GER		

Above athletes all equalled or surpassed 5' 5" in morning preliminaries, Wednesday, September 7.

Those who failed to qualify were:

Barbara Brown, United States
Carol Konrun, Turkey
Brenda Archer, Guatemala
Metta Christen, Denmark
Jil Cleeral 4' 11".

Jean Gaertner, United States
Marinella Bertelozzi, Italy
Egberdiena Habers, Holland
Karin Lemke, Germany

DISCUS THROW

FINAL RESULTS — SATURDAY, SEPTEMBER 3

Place	Name of Contestant	Representing	Distance
1	Nina Ponomareva	Russia	180' 8½" *
2	Tamara Press	Russia	173' 6½"
3	Ilio Manolache	Romania	171' 9½"
4	Krimhild Hausmann	Germany	168' 10⅜"
5	Evgenia Kosarevova	Russia	168' 8⅝"
6	MRS. EARLENE BROWN	UNITED STATES	168' 3"

* New Olympic record. Old mark was 176' 1½" set by Olga Fikotova (Mrs. Harold Connolly), Czechoslovakia, 1956.

Other Placings

7	Mrs. O.Connolly, USA	167' 1½"	10 Valeria Stupar, NZE 158' 9½"
8	Jolan Kleiber, HUN	167' 1½"	11 Ingrid Lotz, GER 158' 9½"
9	Irene Schuck, GER	167' 2"	12 Vivienne Bergh, SVE 164' 5½"

Above athletes all equalled or surpassed 154' 2⅝" in preliminaries Saturday morning to qualify for competition. Nina Ponomareva led with 176' 1½". Mrs. Brown had 167' 10⅛" and Mrs. Connolly had 158' 6⅛".

Those who failed to qualify were:

Suzanne Allsley, Great Britain
Hiroko Uchida, Japan
Krystyna Czajkowska, Poland
Paola Fotenescher, Italy
(Pamela Kurrell, United States)
Karen Hechler, Germany
Judit Bognar, Hungary (DNC)

Milena Cekovich, Jugoslavia
Elvira Ricci, Italy
Jean Desaubry, New Zealand
Dalil Hatlidkay, Austria
Doris Muller, Germany
Wu Jin Yun, Formosa
(? Had best toss of 141' 9½".

ATHLETICS—WOMEN

Continued from page 87

by Russia's Tamara Press with a record put of 56 feet 9⅞ inches on her second chance. Miss Press also holds the world record of 58 feet 4 inches. The old record was 54 feet 5 inches, set by Russia's Tamara Tyuchkevitch in 1956.

Germany's Johanna Luttge took second with 54 feet 5⅞ inches, also made on her final put.

* * *

HIGH JUMP — Romania's Iolanda Balas jumped three-quarters of an inch over her height—an Olympic record leap of 6 feet ¾ inch with. This broke the Olympic standard of 5 feet 9¼ inches set by America's Mildred McDaniel in 1956.

Poland's Jaroslaw Jozwiakowska, Britain's Dorothy Shirley and Russia's Galina Dalia were tied at 5 feet 7⅝ inches. The medals went to the first two on least misses.

Naomia Rogers of Roba, Ala., was 14th with 5 feet 5 inches, Barbara Brown of Rome, Ga. and Jean Gaerner of Los Angeles failed to qualify at 4 feet 11 inches each.

* * *

DISCUS THROW—Nina Ponomareva, who won in 1952 as Nina Romashkova, regained the title for Russia with an Olympic record of 180 feet 8½ inches. The Soviet and Russian broke the mark of 176 feet 6½ inches set by Olga Fikotova of Czechoslovakia in 1956.

Olga, who was married after the Melbourne Games to American Olympic hammer throw champion Harold Connolly, competed for the USA at Rome. She could only reach 167 feet 1⅛ inches and seventh place.

Tamara Press, the shot put winner,



OLYMPIC AND WORLD RECORD BREAKERS, those United States women track stars have a right to express their happiness as they received their gold medals after the finish of the 400 meter relay. From left to right, Wilma Rudolph, Lucinda Williams, Barbara Jones, and Martha Hudson. This quartet from Tennessee State was the event in 44.5 seconds after setting an Olympic and world record of 44.4 in the trials.

won another medal with her toss of 172 feet 6½ inches, good for second. Romania's Lia Manoliu was third with 171 feet 9⅜ inches.

Earlene Brown was sixth with 168 feet 3¼ inches.

OFFICIAL RESULTS — WOMEN'S TRACK & FIELD — U. S. OLYMPIC TEAM TRIALS

Abilene Christian College Stadium, Texas, July 15-16

100 Meter Dash—won by Wilma Rudolph, Tennessee State, 11.5 (ties Olympic record set by Barbara Jones in 1955); 2—Barbara Jones, Tennessee State, 11.6; 3—Martha Hudson, Tennessee State, 11.7; 4—Lucinda Williams, Tennessee State; 5—Mary Miller, DeKalb, Ill., Young Peoples Track Club, 11.9.

Broad Jump—won by Willye B. White, Mercy Track Club, Chicago, 20' 10¾"; 2—Margaret Connolly, Spartan Women's Athletic Club, Los Angeles, 20'4½"; 3—Sandra Smith, Mayor Daisy Youth Foundation, Chicago, 19' 8½"; 4—Mary Rand, Tennessee State, 19'6"; 5—Vivian Brown, Cleveland Recreation Club, 19'5"; 6—Kathleen Krakowski, Buffalo, N.Y., 19'4.

80 Meter Run—won by Billie Pat Daniels, San Mateo, Calif. Girls Athletic Association, 2:15.6 (new American citizen's record, old mark was 2:18.6 set by Lillian Greene in 1956); 2—Mary Lou Decker, Spartan Association Track Club, 2:15.8; 3—Doris Severtsen, North Shore Mac-Mac Club, Tacoma, Wash., 2:17.6; 4—Louise Mead, New York Police Athletic League Club, 2:19.1; 5—Judy Shapiro, San Fernando Calif. Women's Athletic Club, 2:19.5. 6—Ruth Ann Brand, Prescott, Ariz. Athletic Club, 2:22.1.

Shot Put—won by Mrs. Earlene Brown, Spartan Women's Athletic Club, Los Angeles, 50'10¼"; 2—Darlene Shepard, Mapleton, Oregon, 45'10". 3—Cecilia Rutledge, Texas Athletic Club, Austin, 43'9"; 4—Cindy Wyatt, Williamsville, N.Y., 42'4½"; 5—Delia Rodriguez, Mayor Daisy Youth Foundation, 41'9½"; Betty Scott, Wayland College, Plainview, Texas, 41'1½".

Discus Throw—won by Mrs. Earlene Brown, Spartan Women's Athletic Club, Los Angeles, 176'10" (new American citizen record, old mark was 168'8" set by Lois Cook in 1960). 2—Mrs. Olga Fikotova Connolly, Spartan Women's Athletic Club, Los Angeles, 174'4½"; 3—Penelope Colnett, Laurel Track Club, San Francisco, 158'8"; 4—Sharon Gibson, Cleveland Recreation Club, 156'6"; 5—Mary Scott, Tornado Okla., 154'10"; 6—Marjorie Larney, Queens Mercurettes, Brooklyn, 137'1½".

Javelin Throw—won by Mrs. Karen Andersen Oldham, San Diego Track and Field Association, 163'5½" (new American citizen's record, old mark was 162'10" set by Karen Oldham in 1956). 2—Margaret Jaskot, Queens Mercurettes, Brooklyn, 158'4"; 3—Rosa Mendyka, San Fernando Calif. Women's Athletic Club, 157'10½"; 4—Mary Lou Decker, Queens Mercurettes, Brooklyn, 154'6"; 5—Patricia Baker, Northwest Youth Association, Tacoma, Wash., 151'6½"; 6—Mary Penfield, Topeka, Kansas Cosmopolitan, 129'9".



U. S. A. Supremacy In Basketball Maintained By Greatest Olympic Team Ever Assembled

THE greatest basketball team in Olympic history swept through eight games by margins of 24 points or more to maintain the USA's perfect record in the American-originated sport.

Ever since the game was placed on the official Olympic program in 1936, the USA has not lost a game.

"I can say without contradiction that this was the strongest team to represent the US in any Olympic Games," said Arthur C. Lonborg, the team manager and chairman of the US Olympic Basketball Committee.

Although the 12-man squad coached by Pete Newell of California was top-heavy in centers—three men at 6 feet 8 inches and two at 6 feet 11—the team won its games by margins of 24 to 62 points and averaged 101.9 points a game to 59.5 for the opposition.

In the three final key games, the US whipped Russia, 81-57, Italy, 112-81, and Brazil, 90-63.

The Russians, who split their games with Brazil, finished second. They had an overall record of 6-2; Brazil in third place, also had an overall 6-2 record.

But in the complicated final standings, which matched the four top teams, the USA finished with a 3-0 record, Russia 2-1, Brazil 1-2, and Italy 0-3. Under the international rules, the American's 81-57 victory over Russia and Brazil's 78-75 triumph over Italy, both in the semi-finals, counted in the final standings. Thus, in the last pool, the US only played two games, beating Italy, 112-81, and Brazil, 90-63.

* * *

The 16 nations were divided into four pools with the first two in each advancing to the semi-finals after a single round robin. The US routed Italy, 88-54; Japan, 125-66, and Hungary, 107-63, and moved into the semi-finals along with Italy (2-1), Czechoslovakia (2-1), Jugoslavia (2-1), Brazil (3-0), Russia (2-1, after losing to Brazil, 58-54), Uruguay (2-1) and Poland (2-1).

The eight teams were split again into two four-team groups with the top two in each advancing to the finals. The US routed Jugoslavia, 104-42; Uruguay, 108-50, and Russia, 81-57, and moved into the final round with Russia (2-1), Brazil (3-0) and Italy (2-1).

In the final round, the US blitzed Italy, 112-81, and Brazil, 90-63. Russia beat Italy, 78-70, and Brazil, 64-62, to capture second with Brazil third and Italy fourth.

Similar tournaments were held right down the line to determine the placings to 16th place.

* * *

Outstanding stars were Jerry Lucas, the 6-foot-8 giant from Ohio State, and Oscar Robertson, the "Big O" from Cincinnati. Each scored 136 points for an average of 17 per game. But every member of the squad had a vital part in the conquests.

The players actually had their toughest times in the battle for team berths in the eight-team Olympic trials at Denver, March 31, April 1-2. The Selection Committee had a look at 96 players in the elimination tournament although each team played three games.

The NCAA University All-Stars, coached by Newell, won the tournament, defeating Warren Womble's Peoria Caterpillars, 124-97, as all-America Jerry West of West Virginia scored 39 points. Womble, head coach of the Olympic team in 1952, was chosen to assist Newell.

* * *

The eight teams picked to compete in the tournament included three from the Amateur Athletic Union—Peoria, Phillips 66'rs, and the Akron Goodyear Wingfooters; three from the NCAA—Ohio State's NCAA champions, the NCAA University All-Stars, and the NCAA All-Stars of Colleges and Universities; the Armed Forces All-Stars and the NAIA All-Stars.

In these eliminations, the first-round results were: Akron 82, Armed Forces 76; NAIA 76, Ohio State 69; NCAA University All-Stars 96, Phillips 79; Peoria 89, NCAA College All-Stars 68. In the semi-finals, the NCAA University All-Stars beat Akron, 103-88, and Peoria defeated NAIA, 89-68. Newell's NCAA University All-Stars won the big one over Peoria, 124-97, and Akron beat NAIA, 82-76, for third place.

The Committee then picked the following:

From the NCAA All-Stars, Jay Arnette, 6-feet-2, of Texas; Walter Bellamy, 6-feet-11, of Indiana; Terry Dischinger, 6-feet-6, of Purdue; Darrall Imhoff, 6-feet-11, of California; Oscar Robertson, 6-feet-5, of Cincinnati, and Jerry West, 6-feet-3, of West Virginia.

From Peoria, Bob Boozer, 6-feet-8, formerly of Kansas State, and Allen Kelley, 6 feet, formerly of Kansas.

From Phillips, Burdette Haldorson, 6-feet-8, formerly of Colorado, and the only member of the 1956 team.

From Wichita, Lester Lane, 5-feet-10, formerly of Oklahoma who played with Phillips in the Olympic Trials.

From Ohio State, Jerry Lucas, 6-feet-8.

From the Armed Forces, Adrian Smith, 6-feet-1, of the U. S. Army at Fort Lee, Va., and formerly of Kentucky.

After the selections, the team went into training at the U. S. Military Academy at West Point, N. Y.

* * *

Exhibition fund-raising games were played with the Cleveland Pipers at Canton, Ohio, and Morgantown, W. Va., Aug. 6 and 10; against the Denver Truckers at Cincinnati, Aug. 13 and with the New York Tapers at New York, Aug. 16.

In Europe, the team played the Swiss All-Star team at Geneva, Switzerland, Aug. 20, and the Spanish Olympic team at Lugano, Switzerland. Following the Olympics, the team played three games in a post-Olympics tourney in Paris, winning all.

In all the team won 16 of 17 games. The only defeat was to the Pipers in the first exhibition game, Aug. 6, after only five days of practice.

The Olympic tournament got under way on Aug. 26 in the small Palazzetto della Sport. It wasn't until late in the tournament that the games were played in the magnificent Palazzetto della Sport, with its 15,000 seating capacity.

Here's how the US games went:

Aug. 26: USA 88, Italy 54.

Although playing somewhat raggedly, the US had little difficulty and led 47-17 at halftime. The winners had five men in double figures: Smith 17, Robertson 16, West 11, Bellamy 10, Dischinger 10.

Aug. 27: USA 125, Japan 66.

The US took a 65-36 halftime lead over the smaller Japanese. Five men again hit double figures, led by Lucas with 28. The others were Robertson 19, Smith 16, and West and Dischinger, 14 each.

Aug. 29: USA 107, Hungary 63.

The US was off form in the first half and only led 48-34. But in the second half the Americans started rolling up the points with Robertson hitting for a total of 22 and Lucas 21. Again five men were in the 10-plus bracket. The others were West 17, Dischinger 14 and Bellamy 10.

Sept. 1: USA 104, Jugoslavia 63.

The Americans struck quickly, piling up a 63-14 margin at the intermission. The top scorers were Robertson and Dischinger 16 each, Boozer 15, West 14 and Lucas 10.

Sept. 2: USA 108, Uruguay 50.

Another first-half blitz, the US gaining a 65-19 advantage. The five double-figure men were Smith 15, Robertson and Bellamy 13 each, Dischinger 12 and Haldorson 10.

Sept. 3: USA 81, Russia 57.

This was the big one and the USA's closest call—for a half anyway. Robertson was held to one field goal in the first half. At the intermission the US led, 35-28. But in the second half with Robertson, Lucas and West leading the way, the US went on a 20-point splurge in the first five minutes and broke the game wide open.

West had 19 points, Robertson 16 and Lucas 12.

Sept. 7: USA 112, Italy 81.

Cheered on by a capacity crowd of 15,000, the Italians scrapped valiantly in the first half. Shooting sensationally—paced by Gianfranco Lombardi —they kept up with the Americans until late in the first half. Lombardi got 16 of his 25 points in the half and the Americans only led, 56-48. Lucas kept the US in the running by dunking 20 of his 26 points.

In the second half the Italians ran out of gas as Robertson, Dischinger, Lane, West and Smith took up the scoring burden. Shortly after the half, the US was off and winging. Robertson finished with 22 points, West 18, Dischinger 15, Lane 11 and Smith 10. In one seven-minute span, the US outscored the Italians, 17-4.

Sept. 10: USA 90, Brazil 63.

This was the clincher and the USA didn't waste any time. With Lucas scoring on one tip-in after another, the US rolled up a 16-2 lead in five minutes and a 41-14 margin in 14 minutes. Lucas, who left with 10 minutes to play, had 23 points. Robertson had 12, Smith 11 and Dischinger 11. Walmir Marques, who played against the US at Melbourne in 1956 and at Chicago in the 1959 Pan American Games, had 19 for Brazil.

"This was the greatest team I have ever seen," said Marques, a fine all-around player.

* * *

"This was the most explosive team I have ever seen," said coach Newell. "They could hit for 20 points before the opposition knew what had struck them."

The final game was Newell's last as a coach. He left the bench to concentrate on his duties as Director of Athletics at the University of California.

"It was a grand way to bow out," he said. "The last was our finest game."

RESULTS OF U.S. OLYMPIC BASKETBALL TRIALS
Coliseum, Denver, Colorado

Thursday, March 31

Akron, Ohio Goodyear-Wingfoots	82
Armed Forces All Stars	76
N.A.I.A. All Stars	76
Ohio State University	69
N.C.A.A. University All Stars	96
Bartlesville, Okla., Phillips Oilers	79
Peoria, Ill. Caterpillars	89
N.C.A.A. College All Stars	68

Friday, April 1

CONSOLATION BRACKET

Bartlesville, Okla. Phillips Oilers	88
Armed Forces All Stars	74
Ohio State University	89
N.C.A.A. College All Stars	79

CHAMPIONSHIP SEMI-FINALS

N.C.A.A. University All Stars	103
Akron, Ohio Goodyear-Wingfoots	88
Peoria, Ill. Caterpillars	89
N.A.I.A. All Stars	68

Saturday, April 2

FOR SEVENTH PLACE

Armed Forces All Stars	95
N.C.A.A. College All Stars	85

FOR FIFTH PLACE

Ohio State University	87
Bartlesville, Okla. Phillips Oilers	77

FOR THIRD PLACE

Akron, Ohio, Goodyear-Wingfoots	82
N.A.I.A. All Stars	76

CHAMPIONSHIP GAME

N.C.A.A. University All Stars	124
Peoria, Ill. Caterpillars	97

BOX SCORE
N.C.A.A. ALL-STARS VS. PEORIA CATS
SATURDAY, APRIL 2, 1960
N.C.A.A. University All-Stars (124)

Player	FGA	FG	FTA	FT	REB	PF	TP
Robertson, f.	20	6	8	11	1	4	20
Dischinger, f	8	6	12	8	9	4	20
Imhoff, c	6	2	2	1	6	4	9
West, g	21	15	12	9	9	2	39
Arnette, g	6	3	0	0	3	4	6
Bellamy	7	3	1	1	5	2	7
Darrow	7	5	0	0	3	0	7
Kaiser	3	2	1	1	0	0	7
Stith	5	2	0	0	2	0	4
Johnson	2	2	1	0	1	0	4
Sanders	2	1	0	0	2	2	2
Team rebounds					3		
Totals	89	48	37	28	58	32	124

FG pct. 53.8, FT pct. 75.9.

Peoria Cats (97)

Player	FGA	FG	FTA	FT	REB	PF	TP
Boozer, f	16	6	7	3	6	3	15
Adams, f	5	2	5	5	2	3	9
Pyndus, c	2	2	0	0	4	2	4
Ohl, g	15	3	1	0	4	5	6
Crittenden, g	7	2	8	4	1	5	8
Meschery	14	8	2	1	11	4	17
Williams	5	1	0	0	3	4	2
Plunkett	6	2	0	0	3	2	4
Swartz	8	2	2	2	1	4	6
Kelley	8	4	4	3	2	5	11
Waite	0	2	0	0	0	0	4
Hill	3	2	1	1	1	3	5
Team rebounds					3		
Totals	95	36	30	19	41	40	97

FG pct. 37.9, FT pct. 63.3

N.C.A.A. University All-Stars	66-124
Peoria Cats	61-97

Officials—Machak and Mihalic

OFFICIAL SUMMARIES — BASKETBALL — 1960 OLYMPIC GAMES

FINAL CHAMPIONSHIP ROUND STANDINGS

Rank	Nation	W	L	PS	PA	Pts.
1	UNITED STATES*	3	0	283	201	6
2	Russia*	2	1	199	213	4
3	Brazil*	1	2	203	229	2
4	Italy*	0	3	226	268	0

* By International rules, United States' 81-57 win over Russia and Brazil's 78-75 win over Italy in the semi-final round also counts in the final standings.

CHAMPIONSHIP ROUND SCORES

Thursday, September 8

Russia—64		Brazil—62
United States—112		Italy—81

Saturday, September 10

Russia—78		Italy—70
United States—90		Brazil—63

Other Final Round Placings

Rank	Nation	W	L	PS	PA	Pts.
5	Czechoslovakia*	3	0	284	240	6
6	Jugoslavia*	2	1	282	262	4
7	Poland*	1	2	220	245	2
8	Uruguay*	0	3	217	256	0

* By International rules, Czechoslovakia's 88-75 win over Poland and Jugoslavia's 94-83 win over Uruguay in the semi-final round also count in the final standings.

FINAL ROUND SCORES

Wednesday, September 7

Czechoslovakia—98	Uruguay—72
Jugoslavia—95	Poland—81

Friday, September 9

Czechoslovakia—98	Jugoslavia—93
Poland—64	Uruguay—62

Final Rankings Continued

Rank	Nation	W	L	PS	PA	Pts.
9	Hungary*	2	1	212	209	4
10	France*	2	1	243	211	4
11	Philippines*	1	2	210	267	2
12	Mexico*	1	2	195	213	2

* By International rules, Hungary's 81-70 win over Philippines and France's 91-62 win over Mexico in the semi-final round also count in the final standings. Final ranking of Hungary and France also was determined by Hungary's win over France.

FINAL ROUND SCORE

Thursday, September 8

Mexico—69	Hungary—57
France—73	Philippines...75

Saturday, September 10

Philippines—65	Mexico—64
Hungary—74	France—70

Final Rankings Continued

Rank	Nation	W	L	PS	PA	Pts.
13	Puerto Rico	3	0	168	138	6
14	Spain*	2	1	133	139	4
15	Japan*	1	2	139	159	2
16	Bulgaria**	0	3	0	0	0

* By International rules, Spain's 66-64 win over Japan in the semi-final round also counts in the final standings.

** Bulgaria's withdrawal from competition resulted in 2-0 forfeits to Puerto Rico, Spain, and Japan.

FINAL ROUND SCORES

Wednesday, September 7

Puerto Rico—75	Spain—65

Thursday, September 8

Puerto Rico—93	Japan—73

Leading Scorers

Athlete & Nation	Pts.
K. Korac, JUG	192
J. Wichowski, POL	166
A. Almazan, MEX	153
J. Boumruk, CSV	151
W. Marques, BRA	146
A. Petrov, BUL	140
O. ROBERTSON, USA	136
J. LUCAS, USA	136
E. Rodriguez, SPA	130

Actual Games Won and Lost Standings

Nation	Overall W	L	PS	PA	Pts.
UNITED STATES	8	0	815	476	16
Russia	6	2	596	497	12
Brazil	6	2	568	573	12
France	5	3	659	511	10
Czechoslovakia	5	3	632	594	10
Hungary	5	3	521	534	10
Italy	4	4	603	583	8
Jugoslavia	4	4	582	653	8
Philippines	4	4	522	592	8
Mexico	4	4	540	546	8
Poland	3	5	599	602	6
Spain	3	5	469	528	6
Puerto Rico	3	3	329	307	6
Uruguay	2	6	548	678	4
Japan	1	7	450	581	2
Bulgaria	1	7	209	221	2

United States Scores

U. S. A.—88	Italy—54
U. S. A.—125	Japan—66
U. S. A.—107	Hungary—63
U. S. A.—104	Jugoslavia—42
U. S. A.—108	Uruguay—51
U. S. A.—81	Russia—57
U. S. A.—112	Italy—81
U. S. A.—90	Brazil—63

UNITED STATES INDIVIDUAL SCORING

Player	G	FG	FT	FTA	F	Pts.
Robertson	8	51	34	50	24	136
Jeangerard	8	66	4	6	23	136
Dischinger	8	37	20	29	30	94
West	8	46	18	27	19	108
Smith	8	50	27	33	19	127
Bellamy	8	23	13	19	22	59
Barnett	8	22	8	13	18	52
Lane	8	20	7	9	18	47
Jackson	8	18	2	6	20	38
Arnette	8	9	5	6	16	23
Thacker	8	11	1	2	11	23
Kelley	5	0	0	1	7	0
Totals		338	139	202	221	1019

United States allowed opponents average of 59.5 points per game.

USA free throw percentage was .688.

NOTE—No field goal attempts were listed by Italian scorekeepers.

Elimination Round Standings — Group A

Rank	Nation	W	L	PS	PA	Pts.
1	UNITED STATES	3	0	220	183	6
2	Russia	2	1	226	152	4
3	Hungary	1	2	223	245	2
4	Japan	0	3	234	318	2

Scores, Friday, August 26

Hungary—93	Japan—66
United States—88	Russia—57

Scores, Saturday, August 27

United States—125	Japan—66
Italy—72	Hungary—67

Scores, Monday, August 29

United States—107	Hungary—63
Russia—64	Italy—54

Elimination Round Standings — Group B

Rank	Nation	W	L	PS	PA	Pts.
1	Czechoslovakia	2	1	200	179	4
2	Jugoslavia	2	1	193	199	4
3	France	1	2	197	213	2
4	Bulgaria	1	2	209	209	2

Scores, Friday, August 26

Jugoslavia—67	Bulgaria—62
Czechoslovakia—76	France—53

Scores, Saturday, August 27

Jugoslavia—82	France—61
Bulgaria—75	Czechoslovakia—69

Scores, Monday, August 29

Czechoslovakia—76	Jugoslavia—64
France—72	Bulgaria—72

Elimination Round Standings — Group C

Rank	Nation	W	L	PS	PA	Pts.
1	Brazil	3	0	213	198	6
2	Russia	2	1	220	170	4
3	Mexico	1	2	189	210	2
4	Puerto Rico	0	3	199	242	0

Scores, Friday, August 26

Russia—66	Mexico—49
Brazil—75	Puerto Rico—72

Scores, Saturday, August 27

Mexico—68	Puerto Rico—64
Brazil—58	Russia—54

Scores, Monday, August 29

Brazil—80	Mexico—71
Russia—100	Puerto Rico—63

Elimination Round Standings — Group D

Rank	Nation	W	L	PS	PA	Pts.
1	Italy	2	1	228	225	4
2	Poland	2	1	233	207	4
3	Philippines	1	2	238	248	2
4	Spain	1	2	222	231	2

Scores, Friday, August 26

Poland—86	Philippines—68
Spain—72	Italy—67

Scores, Saturday, August 27

Philippines—84	Spain—82
Uruguay—74	Poland—72

Scores, Monday, August 29

Uruguay—80	Philippines—70
Poland—75	Spain—63

SEMI-FINAL ROUND RANKINGS

Championship Division — Group 1

Rank	Nation	W	L	PS	PA	Pts.
1	Brazil	3	0	230	221	6
2	Italy	1	2	226	216	4
3	Czechoslovakia	1	2	236	237	2
4	Poland	0	3	231	239	0

Scores, Thursday, September 1

Brazil—78	Italy—75
Czechoslovakia—88	Poland—81

Scores, Friday, September 2

Brazil—77	Poland—68
Italy—77	Czechoslovakia—70

Scores, Saturday, September 3

Italy—74	Poland—68
Brazil—75	Czechoslovakia—74

Championship Division — Group 2

Rank	Nation	W	L	PS	PA	Pts.
1	UNITED STATES	3	0	293	149	6
2	Russia	2	1	234	195	4
3	Jugoslavia	1	2	221	272	2
4	Uruguay	0	3	186	291	0

Scores, Thursday, September 1

United States—104	Jugoslavia—42
Russia—89	Uruguay—53

Scores, Friday, September 2

United States—108	Uruguay—50

Scores, Saturday, September 3

Jugoslavia—94	Uruguay—83
United States—81	Russia—57

SEMI-FINAL ROUND STANDINGS

Qualification Division — Group 1

Rank	Nation	W	L	PS	PA	Pts.
1	Hungary	3	0	167	150	6
2	Philippines	2	1	154	161	4
3	Puerto Rico	1	2	162	166	2
4	Bulgaria	0	3	0	0	0

Scores, Thursday, September 1

Hungary—0 (F)	Bulgaria—0 (F)
Philippines—82	Puerto Rico—80

Scores, Friday, September 2

Hungary—84	Puerto Rico—80
Philippines—3	Bulgaria—0 (F)

Scores, Saturday, September 3

Puerto Rico—2	Bulgaria—0 (F)
Hungary—81	Philippines—70

Qualification Division — Group 2

Rank	Nation	W	L	PS	PA	Pts.
1	France	3	0	270	173	6
2	Mexico	2	1	218	214	4
3	Spain	1	2	180	222	2
4	Japan	0	3	184	243	0

Scores, Thursday, September 1

Mexico—80	Spain—66
France—101	Japan—63

Scores, Friday, September 2

France—78	Spain—48
Mexico—76	Japan—57

Scores, Saturday, September 3

Spain—66	Japan—64
France—91	Mexico—62

OFFICIAL BOX SCORES INVOLVING GAMES PLAYED BY U. S. OLYMPIC TEAM

Box Score — Game No. 1 — August 26

UNITED STATES	FG	FT	FTA	PF	Pts.
West, Jerry	3	3	4	4	9
Bellamy, Walter	4	2	3	4	10
Boozer, Robert	4	2	3	2	10
Dischinger, Darrell	4	2	3	2	10
Haldorson, Burdette	1	0	2	2	2
Imhoff, Darrall	3	0	1	4	6
Kelley, Allen (did not play)					
Lane, Lester	1	0	0	2	2
Lucas, Jerry	4	0	0	3	8
Smith, Adrian	4	2	2	2	10
Arnette, Jay	1	0	0	1	2
Robertson, Oscar	7	4	5	2	18
Totals	36	16	22	29	88
ITALY	FG	FT	FTA	PF	Pts.
Gismo, Augusto	0	0	0	1	0
Vianello, Gabriella	1	3	4	1	5
Rinkunas, Alessandro	0	0	0	0	0
Lombardi, Gianfranco	8	1	2	3	17
Pieri, Gianfranco	2	0	0	5	4
Gambo, Alessandro	0	0	0	2	0
Alesini, Mario	3	0	4	1	6
Canna, Achille	1	0	0	3	2
Calabatto, Antonio	2	0	0	1	4
Vittori, Paolo	1	0	2	1	2
Gevegnzio, Giovanni	4	2	3	4	10
Sardagna, Gianfranco	4	2	5	3	10
Totals	22	10	26	24	54

OFFICIALS: Weber and Taker

HALFTIME SCORE: USA 42, Italy 17

Box Score — Game No. 2 — August 27

UNITED STATES	FG	FT	FTA	PF	Pts.
West, Jerry	5	4	4	2	14
Bellamy, Walter	4	1	2	4	9
Boozer, Robert	4	0	0	2	8
Dischinger, Terry	4	2	2	3	10
Haldorson, Burdette	3	0	1	2	6
Imhoff, Darrall	1	0	0	1	2
Kelley, Allen (did not play)					
Lane, Lester	1	1	1	2	3
Lucas, Jerry	14	0	0	2	28
Smith, Adrian	2	0	0	2	4
Arnette, Jay	2	2	2	3	6
Robertson, Oscar	8	7	8	2	23
Totals	54	17	24	23	125
JAPAN	FG	FT	FTA	PF	Pts.
Isoyama, Takashi	2	1	2	4	5
Sugiyama, Takeo	3	0	0	0	6
Saito, Hiroshi	2	2	2	3	6
Shoji, Shutora	6	1	2	3	13
Imaizumi, Koichi	4	2	3	4	10
Kamata, Shohi	3	2	3	5	8
Kanekawa, Hideo	2	0	0	2	4
Nara, Setsuo	0	0	1	2	0
Ohshima, Tsuukuni	1	0	2	4	2
Wakabayashi, Ikuro	0	0	0	0	0
Shiga, Masashi	0	0	0	0	0
Masuda, Tadashi	0	0	0	1	0
Totals	29	8	16	32	66

OFFICIALS: Righetto (Brazil) Harvey (New Zealand)

HALFTIME SCORE: USA 65, Japan 36

Box Score — Game No. 3 — August 29

UNITED STATES	FG	FT	FTA	PF	Pts.
West, Jerry	3	2	2	3	8
Bellamy, Walter	3	4	4	4	10
Boozer, Robert	4	0	0	1	8
Dischinger, Terry	4	6	7	3	14
Haldorson, Burdette	1	0	0	1	2
Imhoff, Darrall	1	1	1	4	3
Kelley, Allen (did not play)					
Lane, Lester	1	0	0	2	2
Lucas, Jerry	10	1	1	4	21
Smith, Adrian	2	0	0	4	4
Arnette, Jay	1	0	0	2	2
Robertson, Oscar	9	4	5	2	22
Totals	44	19	23	27	107
HUNGARY	FG	FT	FTA	PF	Pts.
Bonhegyi, Laszlo	5	4	5	3	14
Temesvari, Otto	4	5	6	3	13
Gisbanyi, Laszlo	2	0	0	2	4
Judik, Zoltan	0	0	1	2	0
Liptai, Ishan	0	0	0	0	0
Greminger, Janos	1	0	1	5	2
Zsiros, Tibor	4	3	4	2	11
Bahatty, Miklos	1	0	0	1	2
Siman, Janos	0	0	0	0	0
Benzes, Janos	4	0	0	2	8
Palik, Gyorgy	1	0	0	1	2
Gizis, Arpad	1	0	0	1	2
Totals	25	13	21	23	63

OFFICIALS: Weber (Switzerland), Hana (Spain)

HALFTIME SCORE: USA 48, Hungary 34

Box Score — Game No. 4 — September 1

JUGOSLAVIA	FG	FT	FTA	PF	Pts.
Nikolic, Mladrag	2	0	2	1	4
Kandus, Marijan	0	0	0	1	0
Kerns, Radivoje	3	0	0	4	6
Lakar, Miha	0	0	0	0	0
Milanicic	0	0	0	0	0
Djordja, Jasip	2	0	2	5	4
Gordic, Slobodan	2	0	0	3	4
Danev, Ivo	2	0	1	0	4
Petrievic, Zvonimir	0	0	0	1	0
Dragolovic, Sreten	1	0	0	0	2
Radovic, Radovan	2	0	1	1	4
Djuric, Nemanja	1	0	0	5	2
Totals	18	0	18	16	42
UNITED STATES	FG	FT	FTA	PF	Pts.
West, Jerry	7	0	0	0	14
Bellamy, Walter	4	0	0	2	8
Boozer, Robert	7	1	3	2	15
Dischinger, Terry	8	0	0	4	16
Haldorson	1	0	0	1	2
Imhoff, Darrall	3	0	0	1	6
Kelley, Allen	4	0	0	2	8
Lane, Lester	4	0	0	2	8
Lucas, Jerry	5	2	2	3	12
Smith, Adrian	2	1	2	0	5
Arnette, Jay	2	1	2	0	5
Robertson, Oscar	6	4	7	3	16
Totals	53	9	16	20	104

OFFICIALS: Alvarez (Mexico), Hata (Japan)

HALFTIME SCORE: USA 48, Jugoslavia 18

Box Score — Game No. 5 — September 2

URUGUAY	FG	FT	FTA	PF	Pts.
Motta, Sergio	0	0	0	0	0
Merzi, Raul	0	0	0	0	0
Chelle, Nelson	3	6	8	3	12
Sil, Waldemar	5	5	5	4	15
Payat, Washington	0	7	10	0	7
Bilsen, Carlos	2	2	2	3	6
Scaron, Milton	3	3	3	2	9
Lubicki, Adolfo	0	0	0	0	0
Costa, Hector	7	0	1	3	4
Cuba, Danilo	0	0	0	0	0
Ciavattone, Edison	0	1	2	1	1
Godoy, Manuel	0	1	2	1	1
Totals	13	24	32	21	50
UNITED STATES	FG	FT	FTA	PF	Pts.
West, Jerry	5	4	5	3	14
Bellamy, Walter	5	3	5	3	13
Boozer, Robert	4	4	5	2	12
Dischinger, Terry	6	0	0	2	12
Haldorson, Burdette	1	0	0	2	2
Imhoff, Darrall	3	1	3	2	7
Kelley, Allen	0	0	0	1	0
Lane, Lester	2	0	0	1	4
Lucas, Jerry	4	3	3	4	11
Smith, Adrian	3	3	6	4	9
Arnette, Jay	2	0	1	1	4
Robertson, Oscar	4	4	8	4	12
Totals	46	16	22	27	108

OFFICIALS: Alvarez (Mexico), Sisz (Singapore)

HALFTIME SCORE: Uruguay 19, USA 65

Box Score — Game No. 6 — September 3

UNITED STATES	FG	FT	FTA	PF	Pts.
West, Jerry	9	1	3	1	19
Bellamy, Walter	1	2	2	1	7
Boozer, Robert	1	2	2	3	4
Dischinger, Terry	0	0	0	5	2
Haldorson, Burdette	0	0	0	0	0
Imhoff, Darrall	0	0	0	0	0
Kelley, Allen	0	0	0	0	0
Lane, Lester	4	0	1	4	8
Lucas, Jerry	6	0	0	4	12
Smith, Adrian	4	1	1	2	9
Arnette, Jay	2	0	0	1	4
Robertson, Oscar	7	4	5	2	18
Totals	34	10	14	23	78
BRAZIL	FG	FT	FTA	PF	Pts.
DeAzevedo, Zanny	1	0	0	4	2
Pusso, Amaury	6	5	10	2	17
Marques, Walmir	5	1	2	1	19
Blas, Moyses	0	0	0	3	0
Domingos, Mossoni	8	2	4	2	18
Pereira, Freitas	3	0	0	2	6
DeSouza, Carno	0	0	0	0	0
Scholl, Jatyr	0	0	0	0	0
Bispo, Edson	0	0	0	0	0
Salvador, Antonio	0	0	0	0	0
Geraldo, Bocardo W.	0	0	0	0	0
Markoukas, Waldemar	0	0	0	0	0
Totals	24	8	16	14	62

HALFTIME SCORE: USA 60, Brazil 34

Smith, Adrian	4	1	1	2	9
Arnette, Jay	0	0	0	1	0
Robertson, Oscar*	6	4	6	4	16
Totals	36	9	15	28	81

* Also technical foul.

RUSSIA	FG	FT	FTA	PF	Pts.
Muzhnick, Valdis	2	4	7	4	8
Voldman, Malgonis	3	1	1	3	7
Voljfin, Albert	2	0	1	0	4
Nemshilli, Garan	1	0	1	3	2
Zubkov, Viktor	6	1	4	5	13
Ugrekhilidze, Vladimir	2	0	0	2	4
Krumin, Yan	0	0	0	0	0
Semenov, Michael	4	0	0	2	8
Komsev, Yuriy	1	4	8	5	6
Paulov, Alexandr	4	0	0	4	8
Voljnov, Gennadiy	2	2	3	2	6
Tarasov, Ceaser	4	0	0	3	8
Totals	20	17	30	26	57

OFFICIALS: Weber (Switzerland)

HALFTIME SCORE: USA 35

Box Score — Game No. 7 — September 8

UNITED STATES	FG	FT	FTA	PF	Pts.
West, Jerry	6	6	10	3	18
Bellamy, Walter	2	2	2	4	6
Boozer, Robert	2	0	0	2	4
Dischinger, Terry	4	7	9	3	15
Haldorson, Burdette	0	0	0	2	0
Imhoff, Darrall	2	0	1	2	4
Kelley, Allen	0	0	0	0	0
Lane, Lester	4	3	3	2	11
Lucas, Jerry	4	2	2	3	10
Smith, Adrian	3	4	5	4	10
Arnette, Jay	0	0	0	0	0
Robertson, Oscar	7	8	12	3	22
Totals	40	32	44	34	112
ITALY	FG	FT	FTA	PF	Pts.
Gismo, Augusto	0	0	1	3	0
Vianello, Gabriele	1	3	4	4	5
Rimiucci, Alessandro	0	0	0	0	0
Lombardi, Gianfranco	2	0	0	2	4
Pieri, Gianfranco	2	5	5	5	9
Gambo, Alessandro	2	2	2	4	6
Alesini, Mario	4	1	1	3	9
Canna, Achille	2	0	0	3	4
Calebatto, Antonio	2	2	4	4	13
Vittori, Paolo	0	0	0	5	0
Gevegnzio, Giovanni	4	2	3	4	10
Sardagna, Gianfranco	2	3	4	4	7
Totals	40	32	44	34	81

OFFICIALS: Sanchez (Uruguay), Minch (Jugoslavia)

HALFTIME SCORE: USA 56, Italy 48

Box Score — Game No. 8
September 10

UNITED STATES	FG	FT	FTA	PF	Pts.
West, Jerry	2	2	2	4	6
Bellamy, Walter	0	0	0	1	0
Boozer, Robert	3	0	0	2	6
Dischinger, Terry	4	3	5	2	11
Haldorson, Burdette	0	0	0	0	0
Imhoff, Darrall	2	0	0	2	4
Kelley, Allen	2	0	0	5	4
Lane, Lester	2	0	0	1	4
Lucas, Jerry	11	1	1	3	23
Smith, Adrian	3	1	1	3	7
Arnette, Jay	0	1	2	1	1
Robertson, Oscar	4	4	4	2	12
Totals	33	24	37	36	90
BRAZIL	FG	FT	FTA	PF	Pts.
DeAzevedo, Zanny	1	0	0	4	2
Pusso, Amaury	6	5	10	2	17
Marques, Walmir	5	1	2	1	19
Blas, Moyses	0	0	0	3	0
Domingos, Mossoni	8	2	4	2	18
Pereira, Freitas	3	0	0	2	6
DeSouza, Carno	0	0	0	0	0
Scholl, Jatyr	0	0	0	0	0
Bispo, Edson	0	0	0	0	0
Salvador, Antonio	0	0	0	0	0
Geraldo, Bocardo W.	0	0	0	0	0
Markoukas, Waldemar	0	0	0	0	0
Totals	24	8	16	14	62

HALFTIME SCORE: USA 60, Brazil 34

Boxing Honors Shared By United States And Italy; Crook, McClure, Clay Are Champions

BOXING honors were shared by Italy and the USA, each of which led in championships with three gold medalists. The other four of the 10 titles were shared by as many nations. Hungary, Russia, Poland and Czechoslovakia had one champion each.

The bouts were held in the ultra-modern Palazzetto Dello Sport, a circular stadium with a high dome and not a pole in the place to obstruct anyone's view.

* * *

There were more than 15,000 highly vocal fans in the arena—and there might have been 100,000 more if room had been available—on the night of the finals, Sept. 5.

The Italians, with six finalists in the 10 events, came through with three



champions and three silver medal winners. In addition, they had one bronze medal winner for a total of seven medalists.

The United States made its best showing since 1952 when Floyd Patterson was one of five USA champions. All told, the USA won 26 of 33 bouts.

Gold medals were won by light middleweight Wilbur McClure of Toledo, Ohio; middleweight Eddie Crook, an Army Sergeant from Ft. Campbell, Ky., and light heavyweight Cassius Clay, an 18-year-old schoolboy from Louisville, Ky.

Quincy Daniels, a 19-year-old from Seattle, Wash., won a bronze medal in the light welterweight class, losing in the semi-finals to the eventual winner, Banhumil Nemecek of Czechoslavakia.

Five other Americans went to the quarter-finals of their respective divisions while only one lost in the first round. The medal harvest might have been greater for at least three quarter-final US boxers who bowed out in decisions which could have gone either way.

The quarter-finalists were lightweight Harry Campbell of Detroit, Phil Baldwin of Muskegon Heights, Mich.; flyweight Humberto Barrera of Robstown, Texas; bantamweight Jerry Armstrong of Pocatello, Idaho, and heavyweight Percy Price of Philadelphia and the Marine Corps.

Featherweight Nick Spanakos of Brooklyn lost on a decision in the first round to Russia's Boris Nikanorov.

* * *

The Italians won with featherweight Francesco Musso, welterweight Giovanni Benvenuti and heavyweight Francesco De Piccoli. Benvenuti also won the Val Barker trophy for best typifying the classic Olympic boxing style.

The other champions were flyweight Gyula Torak of Hungary; bantamweight Oleg Grigoryev of Russia; lightweight Kazimierz Pazdzior of Poland and Banhumil Nemecek of Czechoslavakia.

Poland matched Italy in the number of medals with seven—one gold, three silver and three bronze. Russia had five—one gold, two silver and two bronze. Britain had three bronze medalists.

There were the usual protests over the officiating. Following a British protest of the decision which favored bantamweight Oleg Grigoryev of Russia, the eventual champion, over Britain's Francis Taylor, some 15 of the referees and judges were relieved of their duties.

The 1956 champions were unable to pick up additional gold medals. The three were light welterweight Vladimir Engulbanton of Russia, lightweight Dick McTaggart of Britain and middleweight Gennadiy Shatkov of Russia. Shatkov, a stiff puncher, elected to fight in the light heavyweight class and was one of Clay's victims.

* * *

Clay, the outstanding favorite of the US team, delivered handsomely in the toughest division of the field.

The 6-foot-2-inch boxer-puncher and the rest of the team benefitted from the pre-Games training and coaching they received at Fort Dix, N. J. Manager Ben Becker of Albany, N. Y., and coach Julius Menendez of San Jose State, set up a program to indoctrinate the boxers in the Olympic rules and the preferred Olympic style of boxing.

During the team's stay at Fort Dix, from July 18 to Aug. 12, Becker and Menendez were assisted by Maj. Robert Surkein, Maj. Surkein, an experienced international boxing official, refereed the daily workouts, lectured on the Olympic rules and pointed out the infractions common to international boxing. As a result of this drilling, none of the Americans were penalized at Rome for an infraction of the rules.

A squad of 22 worked out at Fort Dix. It included the 10 winners of the Olympic Final Tryouts at San Francisco's Cow Palace, May 18-20, plus other topnotchers.

The field for the Final Tryouts was made up of the winners of the following eight regional tournaments. The National AAU championships, the National Collegiate championships, East-


Becker Menendez

ern Regionals at Louisville, Western Regionals at Pocatello, Idaho, and the US Army, Navy, Marine and Air Force championships.

* * *

In order to keep the athletes in top condition, every boxer who joined the final squad at Fort Dix had to agree to the following conditions under which an alternate might qualify for the 10-man Olympic team:

1. If the champion became ill, injured, or otherwise incapacitated.

2. If the champion had a weight problem which might disqualify him from Olympic competition.

3. If the champion failed to conform to the training rules.

4. If the champion was clearly outclassed by an alternate.

This resulted in just one change—an important one. Sgt. Crook, an alternate in the 156-pound class, could not outclass champion Wilbur McClure. But he did prove superior to 165-pound champion Ray Phillips and was substituted in that class. Crook went on to win the gold medal.

The boxers also were helped by the hot weather conditions at Fort Dix. The weather turned out to be similar to the sweltering heat they encountered at Rome and so it came as no shock to them.

The Olympic rundown:

FLYWEIGHT (112 pounds, 33 entries)—Gyula Torak, a 22-year-old Hungarian, defeated Russia's Sergey Sivko, 20, by 3-2 split decision in the title bout. Abdelmonei Elguinidi of the United Arab Republic and Japan's Kiyoshi Tanabe shared third place.

Humberto Barrera of the US outpointed Villy Andersen, Denmark, and Nyunt Hla of Burma, and then lost on a decision to Elguinidi in the quarter-finals.

BANTAMWEIGHT (119 pounds, 33 entries)—Oleg Grigoryev, 22, Russia, defeated Italy's Primo Zamparini, 3-2 split decision for the championship. Poland's Brunon Bending and Australia's Oliver Taylor shared third place.

Jerry Armstrong of Pocatello, Idaho, won the tournament's first bout, a decision over Bulgaria's Stoyan Petkov. Armstrong also outpointed Choon Kang of Korea and Patrick Kenny of Ireland. He lost on a decision to Zamparini in the quarter-finals.

FEATHERWEIGHT (125 pounds, 31 entries)—Francesco Musso, 22, Italy, defeated Jerzy Adamski, 23, Poland, on a 4-1 decision. Finland's Jorma Limmonen and South Africa's William Meyers shared third place.

Nick Spanakos of Brooklyn was outpointed in the first round by Boris Nikanorov of Russia. Nikanorov lost to Musso in the quarter-finals.

LIGHTWEIGHT (132 pounds, 34 entries)—Kazimierz Pazdzior, 25, Poland, outpointed Sandro Lopopolo, 20, Italy, by a 4-1 vote. Dick McTaggart, defending champion from Britain, beaten by Pazdzior in the semi-finals, and Argentina's Abel Laudonio shared third place.

Harry Campbell of Detroit drew a bye, then outpointed M. Romero of Venezuela, knocked out Kwang Lee of Korea in the second round, and was outpointed in the quarter-finals by Lopopolo.

* * *

LIGHT WELTERWEIGHTS (139 pounds, 34 entries)—Banhumil Nemecek, 22, Czechoslovakia, outpointed Clement Quartey, 22, Ghana, on a 5-0 decision in the title bout. Quincey Daniels, USA, and Poland's Marian Kasprzyk shared third place.

Daniels drew a first-round bye, then outpointed Alexandre Mitzev, Bulgaria, Bobby Kelsey of Britain, and Sayed Enahss of United Arab Republic, before losing on a decision to Nemecek in the semi-finals.

WELTERWEIGHT (148 pounds, 33 entries) — Giovanni Benvenuti, 22, Italy, outpointed Yuriy Radonyak, 24, Russia, on a 4-1 decision, for the title. Benvenuti dropped the Russian in the first round for the first knockdown of the final bouts. Benvenuti, the European light middleweight champion, moved down in weight.

Britain's Jim Lloyd and Poland's Leszek Drogosz shared third place.

Phil Baldwin of Muskegon Heights, Mich., who knocked out Luxemberg's Rene Grun in the first round and outpointed Max Meier of Sweden, lost a decision to Lloyd in the quarter-finals.

LIGHT MIDDLEWEIGHT (156 pounds, 33 entries)—Wilbert McClure, 21, 6 feet, from Toledo, U., gave the US its first boxing title by outpointing Carmelo Bossi, 20, Italy, on a 4-1 vote. McClure finished strong, winning on a last-round rally. It was the first championship for the US in this class. Hungary's Laszlo Papp won it in 1952 and 1956 in completing his triple, the first in Olympic boxing.

Russia's Boris Lagutin and Britain's Bill Fisher shared third place.

* * *

MIDDLEWEIGHT (165 pounds, 25 entries)—Sgt. Eddie Crook, 31, of Ft. Campbell, Ky., made it two straight for the US by gaining a narrow, unpopular 3-2 decision over Poland's Tadeusz Walasek, a 24-year-old veteran of 292 fights.

Crook worked over his opponent inside, scored with a good jab, and blocked many of the Pole's long range punches. From a distance it looked like the Pole was landing with his one-twos although Crook picked off many of the blows. When the verdict was announced the fans whistled and booed, holding up the victory ceremony.

Crook scored three knockouts and won one other decision in advancing to the final.

Russia's Eugeniy Feofanov and Rumania's Ion Monea shared third place.

LIGHT HEAVYWEIGHT (178 pounds, 19 entries)—This division had the best field and Cassius Clay, 18, of Louisville, Ky., waded through it in fine style. Clay decisively outpointed Poland's Zbigniew Pietrzykowski, 25, on a 5-0 verdict.

Australia's Tony Madigan and Italy's Giulio Saraudi shared third place.

Clay toyed with the experienced Pole, three-time European champion and veteran of 231 fights, for two rounds. Then he opened up in the final round and scored freely with both hands.

Enroute to the final, Cassius stopped Y. Becaus of Belgium in the second round, outpointed Russia's Gennadiy Shatkov, the 1956 middleweight champion, and narrowly outpointed Tony Madigan, the American-trained Australian.

Continued on page 100


Armstrong Baldwin


Barrera Campbell


Clay Crook


Daniels McClure


Price Spanakos

OFFICIAL SUMMARIES — BOXING — 1960 OLYMPIC GAMES

Competition held in the Palazzo dello Sport, August 25 through September 2. Note that both semi-final losers in each weight division were awarded third place (bronze) medals; however, semi-final loser to eventual champion is listed first.

FINAL RANKINGS
FLYWEIGHT CLASS — 112 LBS.

Place	Name	Representing	Bouts W	Bouts L
1	Gyula Torok	Hungary	4	0
2	Sergey Sivko	Russia	4	1
3	Abdelmoneim Gaber and Khanik Tonoian	United Arab Rep.	3	1
		Japan	3	1

First Preliminary Round

Paolo Cuicchetti, Waly, declared decisioned Francis Kisekka, Uganda. All others drew bye.

Second Round

Upper bracket—Mircea Dobrescu, Romania, decisioned Jose Neves, Brazil. Paul Chervet, Switzerland, decisioned Kicha Poanopal, Thailand. Korimu Young, Nigeria, decisioned Adam McLean, Ireland. Kiyoshi Tanabe, Japan, decisioned Isaac Aryere, Ghana. Manfred Homberg, Germany, decisioned Henryk Kukier, Poland. Danny Lee, Great Britain, decisioned Wahju, Indonesia. Sergey Sivko, Russia, decisioned Sin Chung, Korea. Antoine Porcel, France, decisioned Ralph Kmoonian, South Africa.

Lower bracket—Ezzat Ilikhanoat, Iran, decisioned James Ibadioe, Rhodesia. M. Batta, Argentina, decisioned Segunadin Muzzidin, Philippines. Rocco Gattorlari, Australia, decisioned A. Belghiti, Morocco. Charles Torok, Hungary, knocked out Lasso Mese, Spain. Humberto Barrero, United States, decisioned Vlly Anderson, Denmark. Nyunt Hlie, Burma, decisioned Boris Koreanee, Finland. Abdelmanei Elsyaidi, United Arab Republic, decisioned Robert Rausch, Luxemburg. Paolo Curcetti, Italy, decisioned J. Harry, Belgium.

Third Round

Upper bracket—Dobrescu knocked out Chervet, 1st round. Tanabe decisioned Young. Homberg decisioned Lee. Sivko won in third round on disqualification of Porcel.

Lower bracket—Batta won on default by Ilikhanout. Torok decisioned Gattorlari. Barrero decisioned Hlie. Elgindi decisioned Curcetti.

Quarter Finals

Tanabe decisioned Dobrescu. Sivko decisioned Homberg. Torok decisioned Batta. Elgindi decisioned Barrero.

Semi-Finals

Sivko decisioned Tanabe. Torok decisioned Elgindi.

Finals

Torok decisioned Sivko.

FINAL RANKINGS
BANTAMWEIGHT CLASS — 119 LBS.

Place	Name	Representing	Bouts W	Bouts L
1	Oleg Grigoryev	Russia	4	0
2	Primo Zamparini	Italy	3	1
3	Brunon Bendinq and Oliver Taylor	Poland	3	1
		Australia	3	1

First Preliminary Round

Jerry Armstrong, United States, decisioned Stoyan Yerkov, Bulgaria. All others drew bye.

Second Round

Upper bracket—Majid Thein, Burma, decisioned Charles Reiff, Luxemburg. Muhammad Nasir, Pakistan, decisioned Sad Abdorrashid, Iran. Oleg Grigoryev, Russia, decisioned Walid Chaudane, Brazil. Francis Tetteh, Great Britain, won by TKO over Pooja Raininen, Finland. Johannes DuNoay, Holland, won on default by Ito Sao Yaar, Formosa. Brunon Bending, Poland, decisioned John Sentongo, Uganda. Jozsef Nagy, Hungary, decisioned Jean Pons, France. Hanzi Rauscher, Germany, decisioned Marcel Bellefeuille, Canada.

Second Round

Lower bracket—Nicolae Polu, Romania, decisioned Tamar Bel Hassen, Tunisia. Oliver Taylor, Australia, decisioned A. Bouazza, Morocco. Peter Weiss, Austria, decisioned Hak Tiang Oei, Indonesia. Fernandez Alfred Carbajo, Spain, decisioned Joseph Obah Kale, Nigeria. Primo Zamparini, Italy, decisioned K. Panagiatis, Greece. Katuso Haga, Japan, decisioned C. Canete, Argentina. Patrick Kenny, Ireland, decisioned Emile Anner, Switzerland. Armstrong decisioned Choon Kang, Korea.

Third Round

Upper bracket—Thein decisioned Nasir. Grigoryev decisioned F. Taylor. Bending decisioned DuNoay. Rauscher decisioned Nagy.

Lower bracket—O. Taylor decisioned Polu. Carbajo decisioned Bouazza. Zamparini decisioned Haga. Armstrong decisioned Kenny.

Semi-Finals

Grigoryev decisioned Thein. Bending decisioned Rauscher. O. Taylor decisioned Carbajo. Zamparini decisioned Armstrong.

Semi-Finals

Grigoryev decisioned Bending. Zamparini decisioned O. Taylor.

Finals

Grigoryev decisioned Zamparini (three Kores decided for Grigoryev, one for Zamparini, one for draw).

FINAL RANKINGS
FEATHERWEIGHT CLASS — 125 LBS.

Place	Name	Representing	Bouts W	Bouts L
1	Francesco Musso	Italy	5	0
2	Jerzy Adamski and Jerma Limanen	Poland	4	1
		Finland	4	1
3	William Myers	South Africa	3	1

First Preliminary Round

Upper bracket—William Myers, South Africa, decisioned Tun Than, Burma. Werner Kirsch, Germany, decisioned M. Hassane, Morocco. Constantin Gheorghiu, Romania, decisioned F. Williams, Ghana. Ernest Chervet, Sweden, decisioned Vicente Zaldivo, Mexico. Jose Diaz, Chile, decisioned Mateo Pauovic, Jugoslavia. Boris Nikanorav, Russia, decisioned Nicholas Sponakas, Cyprus. Stefan C. Ara, Argentina, decisioned Injas Baranyai, Hungary. Soon Seng, Korea, decisioned Joseph, Okezie, Nigeria.

Second Round

Upper bracket—Meyers TKO'd Y. Hsu, Formosa, 2nd round. Gheorghiu won on default by Kirsch. Chervet decisioned Diaz. Musso decisioned Soon.

Lower bracket—Bekker decisioned Reddy. Limanen decisioned Lundgren. Musso decisioned Seng. Nikanorav decisioned Adamski.

Quarter-Finals

Meyers decisioned Gheorghiu. Adamski decisioned Chervet. Limanen decisioned Bekker. Musso decisioned Nikanorav.

Semi-Finals

Adamski decisioned Meyers. Musso decisioned Limanen.

Finals

Musso decisioned Adamski (four judges voted for Musso, one for Adamski.)

FINAL RANKINGS
LIGHTWEIGHT CLASS — 132 LBS.

Place	Name	Representing	Bouts W	Bouts L
1	Kazimierz Pazdzior	Poland	5	0
2	Sandro Lopopolo	Italy	5	0
3	Richard McTaggart and Clement Quartey	Great Britain	3	1
		Ghana	3	1

First Preliminary Round

Johannes Steyn, South Africa, defeated Sidney Prior, Australia. Sandro Lopopolo, Italy, defeated John Balang, Indonesia. All others drew bye.

Second Round

Upper bracket—Richard McTaggart, Great Britain, decisioned Bhadi Saoknai, Thailand. Edie Oley, Ghana, decisioned Gualberto Barrera, Uruguay. Ferenc Kellner, Hungary, decisioned Jacques Catot, France. Yasuyuki Ito, Japan, decisioned A. Gongoni, Morocco. Yevgeny Lempin, Germany, knocked out Nouredding Dziri, Tunisia, 2nd round. Kazimierz Pazdzior, Poland, decisioned T. Abdul Karim, Iraq. Abdesatre Hamdaoui, Mexico, decisioned Christian Sarwar, Pakistan. Salah Shakweir, United Arab Republic, decisioned Josef Grosser, Austria.

Lower bracket—Vellington Barannikov, Russia, decisioned Wilson Carneck, Holland. Issif Mihalic, Romania, decisioned Yaina Jaroenpon, Finland. Duflon Ness, Norway, decisioned Fernando Riera, Spain. Abel Laudonia, Argentina, decisioned Josef Toru, Czechoslovakia. Harry Campbell, United States, decisioned M. Romero, Venezuela. Kwang Lee, Korea, decisioned Dimitre Stalkev, Bulgaria. Daniel O'Brien, Ireland, decisioned Esteban Reynolds, Cuba. Lopopolo decisioned Steyn.

Third Round

Upper bracket—McTaggart decisioned Bloy. Kellner decisioned Ito. Pazdzior decisioned Lempin. Shakweir decisioned Hernandez.

Lower bracket—Baranikov decisioned Mihalic. Laudonia TKO'd Ness 1st round. Campbell knocked out Lee, 2nd round. Lopopolo decisioned O'Brien.

Quarter Finals

McTaggart decisioned Kellner. Pazdzior decisioned Shakweir. Lopopolo decisioned Baranikov. Campbell decisioned Laudonia.

Semi-Finals

Pazdzior decisioned McTaggart. Lopopolo decisioned Laudonia.

Finals

Pazdzior decisioned Lopopolo (four judges voted for Pazdzior, one for Lopopolo)

FINAL RANKINGS
LIGHT WELTERWEIGHT CLASS — 139 LBS.

Place	Name	Representing	Bouts W	Bouts L
1	Bohumil Nemecek	Czechoslovakia	5	0
2	Ismail Sacko	Ghana	4	1
3	QUINCEY DANIELS and Nicolae Rosnovan	UNITED STATES	3	0
		Romania	3	1

First Preliminary Round

Raoul Sarzazin, Canada, defeated Francisco Sanchez, Puerto Rico. Kim Kyung, defeated Swang Mangkalrit, Thailand. All others drew bye.

Second Round

Upper bracket—Jurgens Van Staden, Rhodesia, decisioned Gerald Freeman, Australia. Seyed Elsahas, United Arab Republic, TKO'd Mohamed Rizgalla, Libya. Quincey Daniels, United States, decisioned Alexandre Mitzeri, Greece. Bobby Kelsey, Great Britain, decisioned Kurker Kazasian, Iran. Bernie Mell, Ireland, decisioned M. Zanetta, Great Britain. Nemecek, Czechoslovakia, decisioned Konrad Konig, Germany. L. Aranda, Argentina, decisioned R. Reyes, Mexico. Piero Brandi, Italy, decisioned Katsuji Watanabe, Japan.

Lower bracket—Willem Ludick, South Africa, decisioned Marti Lakteva, Finland. Vladimir Engibaryan, Russia, TKO'd Werner Busse, Germany. Gyorgy Pal, Hungary, won over Asmo Bachir, Tunisia, when latter was injured. Marian Kasprzyk, Poland, knocked out Czeneda Garcia, Spain. Khalid Korkhi, Iraq, decisioned Grace Serwwigi, Ugando. Clement Quartey, Ghana, decisioned M. Boubekeur, Morocco. Amaristo Vargas, Venezuela, decisioned Jorge Salanga, Brazil. Duk Kim, Korea, won over Raoul Sarazzin, Canada, when latter was disqualified.

Third Round

Elnahas decisioned Van Staden. Daniels decisioned Kelsey. Nemecek decisioned Mell. Brandi decisioned Aranda.

Lower bracket—Engibaryan decisioned Ludick. Kasprzyk decisioned Pal. Quartey decisioned Korkhi. Kim TKO'd Vargas, 2nd round.

Quarter-Finals

Daniels decisioned Elhanas. Nemecek decisioned Brandi. Kasprzyk decisioned Engibaryan. Quartey decisioned Kim.

Semi-Finals

Nemecek decisioned Daniels. Quartey won on default by Kasprzyk.

Finals

Nemecek decisioned Quartey (unanimous).

FINAL RANKINGS
WELTERWEIGHT CLASS — 148 LBS.

Place	Name	Representing	Bouts W	Bouts L
1	Giovanni Benvenuti	Italy	5	0
2	Wilbert McClure and Janos Lipcsei	UNITED STATES	4	1
		Hungary	4	1
3	Leszek Drogosz	Poland	3	1

First Preliminary Round

Max Meier, Sweden, defeated Roberto Martinez, Uruguay. All others drew bye.

Second Round

Upper bracket—Yuriy Radonyuk, Russia, decisioned Dennis Bruce, Great Britain. J. Lartey, Ghana, decisioned Karl Bargstrom, Sweden. Vilja Ano, Finland, decisioned M. Athani, Morocco. Andres Navarro, Spain, decisioned Tongsai Tepitani, Thailand. Leszek Drogosz, Poland, decisioned Benny Nielsen, Denmark. Ghassen Tovarkandi, Iran, decisioned Alfredo Carrillo, Chile. Henry Jackson, South Africa, decisioned Lasala Sebok, Hungary. John Dugold, Australia, decisioned W. Dharmasiri, Ceylon.

Second Round

Lower bracket—Omrane Sadek, Tunisia, TKO'd Tomislav Kolarov, Jugoslavia. Chichem Mitzev, Bulgaria, decisioned A. Gonzales, Argentina. K. Kim, Korea, decisioned Harry Perry, Ireland. Giovanni Benvenuti, Italy, decisioned Leonard Bergseth. James Lloyd, Great Britain, won over Mohamed Pangalila, Sudan, when latter was injured in 2nd round. Vasile Neagu, Romania, decisioned Whitfield Moseley, Nigeria. A. Phil Baldwin, United States, decisioned Ulf Gran, Luxemburg. Max Meier, Sweden, won over Franz Kaschina, Austria, when latter was injured in 2nd round.

Third Round

Upper bracket—Radonyuk knocked out Lartey, 2nd round. Navarro decisioned Aho. Drogosz decisioned Tepitani. Tovarkandi decisioned Dugold.

Lower bracket—Mitzev decisioned Sadek. Benvenuti decisioned Kim. Lloyd knocked out Neagu, 2nd round. Meier decisioned Meier.

Quarter-Finals

Radonyuk decisioned Navarro. Drogosz decisioned Tovarkandi. Benvenuti decisioned Mitzev. Lloyd decisioned Baldwin.

Semi-Finals

Radonyuk decisioned Drogosz. Benvenuti decisioned Lloyd.

Finals

Benvenuti decisioned Radonyuk. (Four judges voted for Benvenuti, one for Radonyuk.)

FINAL RANKINGS
LIGHT MIDDLEWEIGHT — 156 LBS.

Place	Name	Representing	Bouts W	Bouts L
1	WILBERT McCLURE	UNITED STATES	4	0
2	Carmelo Bossi	Italy	3	1
3	Boris Lagutin and William Fisher	USSR	2	1
		Great Britain	3	1

First Preliminary Round

All lower bracket—Souleymane Diallo, France, defeated Dragoslav Jakovljevic, Jugoslavia. Pedro Yatta, Uruguay, defeated Ralf Gaul, Germany. Carmelo Bossi, Italy, defeated Brian Von Niekerk, Rhodesia. Bost Van Duivenbode, Holland, defeated Cesareo Barrero, Spain. William Fisher, Great Britain, defeated E. Soarens, Belgium. Edward Crook, United States, decisioned Peter Odhiambo, Uganda.

Lower bracket—Napoleoni decisioned Elguelidi, Feofanov knocked out Lucas, 2nd round. Walasek decisioned Davies. Van Rooyen decisioned McKean.

Quarter-Finals

Monea TKO'd Buschi, 1st round. Crook TKO'd Chang, 3rd round. Feofani knocked out Napoleoni, 2nd round. Walasek decisioned Van Rooyen.

Semi-Finals

Crook knocked out Monea 2nd round. Walasek decisioned Feofanov.

Finals

Crook decisioned Walasek (3 judges voted for Crook, one for Walasek, one for draw).

FINAL RANKINGS
LIGHT HEAVYWEIGHT CLASS — 178 LBS.

Place	Name	Representing	Bouts W	Bouts L
1	CARLO LAY	UNITED STATES	4	0
2	L. Pietrzykowski	Poland	4	1
3	Anatoly Perov and Giulio Saraudi	USSR	3	1
		Italy	3	1

First Preliminary Round

Harry Campbell, Ireland, defeated Roberto Martinez, Uruguay. All others drew bye.

Second Round

Upper bracket—All drew byes.

Lower bracket—Z. Pietrzykowski, Poland, decisioned Carl Crawford, British Guiana. Peter Spassov, Bulgaria, decisioned John Ould, Great Britain. Mutti Aho, Finland, decisioned Colm McCay, Ireland. All others drew byes.

Second Round

Upper bracket—Gennadiy Shatkov, Russia, decisioned Raymond Cillen, Luxemburg. Carlos Clay, United States, TKO'd Y. Becsu, 2nd round. Antony Madigan, Great Britain, decisioned Lars Narling, Sweden. Gheorghi Negrao, Romania, decisioned George Orwella, Uganda.

Lower bracket—Giulio Saraudi, Italy, decisioned Mahmoud Sefar, Pakistan. Francisco Delgiide, Argentine, TKO'd Jose Leite, Brazil, 2nd round. Pietrzykowski, decisioned Emil Willer, Germany. Spassov decisioned Aho.

Quarter-Finals

Clay decisioned Shatkov. Madigan knocked out Negrao, 2nd round. Saraudi decisioned Delgiide. Pietrzykowski decisioned Spassov.

Semi-Finals

Clay decisioned Madigan. Pietrzykowski decisioned Saraudi.

Finals

Clay decisioned Pietrzykowski (unanimous).

FINAL RANKINGS
HEAVYWEIGHT CLASS — 178 LBS.

Place	Name	Representing	Bouts W	Bouts L
1	Francesco De Piccoli	Italy	5	0
2	Daniel Bekker and Cassius Clay	South Africa	3	1
3	Josef Nemecek and Gunter Siegmund	Czechoslovakia	3	1
		Germany	2	1

First Round Preliminaries

Oleksi Sretsenov, Jugoslavia, defeated Joseph Casey, Ireland. All others drew byes.

Second Round

Upper bracket—Josef Nemec, Czechoslovakia, decisioned David Thomas, Great Britain. Percy Price, United States, knocked out Ronald Hoyle, Australia, 2nd round. Andrey Abramov, Russia, TKO'd Manuel Garcia Gonzales, Spain, 3rd round. Francesco DePiccoli, Italy, won over W. Vanneman, Belgium, in 1st round, when latter was injured.

Lower bracket—Gunter Siegmund, Germany, TKO'd Max Bonniger, Switzerland, 3rd round. Vasile Marlutan, Romania, decisioned Joseph Syse, France. Daniel Bekker, South Africa, TKO'd Wladyslaw Jedrzejewski, Poland, 1st round. Oleksi Sretsenvic, Jugoslavia, decisioned H. Carletti, Argentina.

Quarter-Finals

Nemec decisioned Price. Siegmund decisioned Abramov. Siegmund decisioned Marlutan. Bekker knocked out Sretsenov.

Semi-Finals

DePiccoli decisioned Nemec. Clay decisioned Siegmund.

Finals

DePiccoli knocked out Bekker.

U. S. A. BOXING RECORD

Nation	Gold	Silver	Bronze	Total
UNITED STATES	3	0	4	7
Italy	3	3	1	7
Poland	1	2	2	5
Russia	1	2	1	4
Czechoslovakia	1	0	1	2
Hungary	0	1	1	2
South Africa	0	1	1	2
Ghana	0	1	0	1
Australia	0	0	2	2
Germany	0	0	2	2
Romania	0	0	1	1
United Arab Republic	0	0	1	1
Argentine	0	0	1	1
Finland	0	0	1	1
Japan	0	0	1	1
United Republic of Arabia	0	0	1	1

Record of Bouts won & lost for USA

Individual	Won	Lost
Humberto Barrera	Flyweight	2	1
Antony Madigan	Bantamweight	3	1
Nicholas Sponakos	Featherweight	0	1
Harry Campbell	Lightweight	2	1
Quincey Daniels	Lt. Welterweight	3	1
Phil Baldwin	Welterweight	2	1
Wilbert McClure	Lt. Middleweight	4	0
Edward Crook	Middleweight	5	0
Cassius Clay	Heavyweight	4	0
Percy Price	Heavyweight	1	1
		26	7

feated Ray Askevold, Norway. Michael Reid, Ireland, defeated Hula Cescenzie, Brazil. Harry Dampz, Poland, defeated Leif Hansen, Denmark.

NOTE—all upper bracket entrants drew byes.

Second Round

Upper bracket—Tomislav Sabljak, United States, decisioned Francis Nyangweso, Uganda. C. Lima, Argentina, TKO'd Jeffrey Alegre, Canada. Boris Lagutin, Russia, decisioned Aoki A. Rimon, Ghana. John Bukowski, decisioned Abrahom Schutte, South Africa.

Lower bracket—Giulio Saraudi, decisioned Nicolae Stoamescu, Romania. Bassi decisioned Vatta. Fisher knocked out Dave Duiverbode, 2nd round. Dampz decisioned Reid.

Quarter-Finals

McClure decisioned Lima. Lagutin TKO'd Bukowski, 2nd round. Bassi decisioned Diallo. Fisher decisioned Dampz.

Semi-Finals

McClure decisioned Lagutin. Bassi decisioned Fisher.

Finals

McClure decisioned Bassi (3 judges voted for McClure, two for Bassi).

FINAL RANKINGS
MIDDLEWEIGHT CLASS — 165 LBS.

Place	Name	Representing	Bouts W	Bouts L
1	EDWARD CROOK	UNITED STATES	5	0
2	Tadeusz Walasek	Poland	4	1
3	Evgeniy Feofanov and Ion Monea	Russia	3	1
		Romania	2	1

First Preliminary Round

Upper bracket—Edward Crook, United States, defeated Bobby Kelsey, Great Britain. All others drew byes.

Lower bracket—Luigi Napoleoni, Italy, decisioned M. Ben Lobdili, Morocco. Mousa Bagdadi, Syria, decisioned Ivan Lucas, Spain. Eberhard Rozalla, Germany. Carlos Lucas, Guatemala. Ed Lucas, Argentina. Eugene Feofanov, Russia, decisioned Yaland Levesque, France. Tadeusz Walasek, Poland, decisioned Sultan Mahmud, Pakistan. Teitian Davies, Australia, decisioned Achtan Mikkelsen, Denmark. Romann McKean, Ireland, decisioned Ben Gondoube, Tunisia. Frederik Van Rooyen, South Africa, decisioned Egon Rasch, Austria.

Second Round

Upper bracket—Ion Monea, Romania, decisioned Vasili Poparizov, Bulgaria. Hans Boschi, Sweden, decisioned Roy Addison, Great Britain. Le Po Chang, Formoso, decisioned E. Soarens, Belgium. Edward Crook, United States, decisioned Peter Odhiambo, Uganda.

Lower bracket—Napoleoni decisioned Elguelidi, Feofanov knocked out Lucas, 2nd round. Walasek decisioned Davies. Van Rooyen decisioned McKean.

Quarter-Finals

Monea TKO'd Buschi, 1st round. Crook TKO'd Chang, 3rd round. Feofani knocked out Napoleoni, 2nd round. Walasek decisioned Van Rooyen.

Semi-Finals

Crook knocked out Monea 2nd round. Walasek decisioned Feofanov.

Finals

Crook decisioned Walasek (3 judges voted for Crook, one for Walasek, one for draw).

FINAL RANKINGS
LIGHT HEAVYWEIGHT CLASS — 178 LBS.

Place	Name	Representing	Bouts W	Bouts L
1	CARLO LAY	UNITED STATES	4	0
2	L. Pietrzykowski	Poland	4	1
3	Anatoly Perov and Giulio Saraudi	USSR	3	1
		Italy	3	1

First Preliminary Round

Harry Campbell, Ireland, defeated Roberto Martinez, Uruguay. All others drew byes.

Second Round

Upper bracket—All drew byes.

Lower bracket—Z. Pietrzykowski, Poland, decisioned Carl Crawford, British Guiana. Peter Spassov, Bulgaria, decisioned John Ould, Great Britain. Mutti Aho, Finland, decisioned Colm McCay, Ireland. All others drew byes.

Second Round

Upper bracket—Gennadiy Shatkov, Russia, decisioned Raymond Cillen, Luxemburg. Carlos Clay, United States, TKO'd Y. Becsu, 2nd round. Antony Madigan, Great Britain, decisioned Lars Narling, Sweden. Gheorghi Negrao, Romania, decisioned George Orwella, Uganda.

Lower bracket—Giulio Saraudi, Italy, decisioned Mahmoud Sefar, Pakistan. Francisco Delgiide, Argentine, TKO'd Jose Leite, Brazil, 2nd round. Pietrzykowski, decisioned Emil Willer, Germany. Spassov decisioned Aho.

Quarter-Finals

Clay decisioned Shatkov. Madigan knocked out Negrao, 2nd round. Saraudi decisioned Delgiide. Pietrzykowski decisioned Spassov.

Semi-Finals

Clay decisioned Madigan. Pietrzykowski decisioned Saraudi.

Finals

Clay decisioned Pietrzykowski (unanimous).

FINAL RANKINGS
HEAVYWEIGHT CLASS — 178 LBS.

Place	Name	Representing	Bouts W	Bouts L
1	Francesco De Piccoli	Italy	5	0
2	Daniel Bekker and Cassius Clay	South Africa	3	1
3	Josef Nemecek and Gunter Siegmund	Czechoslovakia	3	1
		Germany	2	1

First Round Preliminaries

Oleksi Sretsenov, Jugoslavia, defeated Joseph Casey, Ireland. All others drew byes.

Second Round

Upper bracket—Josef Nemec, Czechoslovakia, decisioned David Thomas, Great Britain. Percy Price, United States, knocked out Ronald Hoyle, Australia, 2nd round. Andrey Abramov, Russia, TKO'd Manuel Garcia Gonzales, Spain, 3rd round. Francesco DePiccoli, Italy, won over W. Vanneman, Belgium, in 1st round, when latter was injured.

Lower bracket—Gunter Siegmund, Germany, TKO'd Max Bonniger, Switzerland, 3rd round. Vasile Marlutan, Romania, decisioned Joseph Syse, France. Daniel Bekker, South Africa, TKO'd Wladyslaw Jedrzejewski, Poland, 1st round. Oleksi Sretsenvic, Jugoslavia, decisioned H. Carletti, Argentina.

Quarter-Finals

Nemec decisioned Price. Siegmund decisioned Abramov. Siegmund decisioned Marlutan. Bekker knocked out Sretsenov.

Semi-Finals

DePiccoli decisioned Nemec. Clay decisioned Siegmund.

Finals

DePiccoli knocked out Bekker.



A CHAMPION AND A FRIEND—Cassius Clay, left, United States winner of the Olympic light heavyweight boxing championship, and Bing Crosby, famed crooner, obligingly compare right hands for the cameraman during an Olympic Village meet-up.

BOXING

Continued from page 97

HEAVYWEIGHT (17 entries)—Francesco DePiccoli, 23, a 6-foot-2, 211-pound Italian soldier, stopped Dan Bekker, 28, a South African policeman, in 90 seconds of the first round to bring Italy the heavyweight title for the first time. This was a battle of left-handers.

Punching hard and fast to the body, the Italian scored two quick knockdowns over the 1956 bronze medalist and had the 196-pound Bekker in trouble when the referee halted the one-sided fight.

Czchoslovakia's Josef Nemec and Germany's Gunter Siegmund shared third place.

Percy Price, the 23-year-old Marine from Philadelphia, was outpointed in the quarter-finals by Nemec. Percy, 6-feet-3 and 210 pounds, drew a first-round bye and knocked out Australia's Ronald Taylor in the second round before meeting Nemec.

OFFICIAL RESULTS — BOXING — UNITED STATES OLYMPIC TEAM TRIALS

Cow Palace, San Francisco, Calif.
May 18-19-20

(Name of site where boxer qualified as final tryout entry is given in parentheses. In some cases, two qualifiers were entered in order to complete quarter-final bracket).

112 LBS. — FLYWEIGHT

Quarter-finals—Heiji Shimabukara, Honolulu (NCAA) defeated James Jackson, Minneapolis (Western Regional) by TKO, 2:55 2nd round; Robert Carmody, Boston, Mass. (Eastern Regional) defeated Raymond Rosales, El Paso, Texas (U.S. Marines) by TKO, 2:55 2nd round; Robert Carmody, Brooklyn, N. Y. (U.S. Army) decisioned Ronald Harrison, Fort Ord, Calif. (U.S. Air Force) 3-2; Wayman Gray, Monroe, Mich. (NAAU) decisioned T. C. Chung, San Jose, Calif. (Western Regional) 3-0. **Semi-finals**—Barrera decisioned Shimabukara 3-0; Gray decisioned Carmody 3-0. **Finals**—Barrera decisioned Gray 3-0.

119 LBS. — BANTAMWEIGHT

Quarter-finals—Donald Whaley, Cincinnati, Ohio (NAAU) defeated Ronald Hall, Iron Nichols, Honolulu (NCAA) by TKO 1:50 2nd round, eye cut. Jerry Armstrong, Stockton, Calif. (Western Regional) decisioned Johnny Joiner, Cincinnati, Ohio (U.S. Army) 3-0; Charles Adkins, Akron, Ohio (U.S. Navy) decisioned Leroy Stewart, Toledo, Ohio (U.S. Army) 2-1. Oscar Gennaro, Brooklyn, N. Y. (NAAU) defeated Charles Brown, Cincinnati, Ohio (U.S. Marines) by TKO, 3rd round, eye cut. **Semi-finals**—Whaley decisioned Armstrong 3-0; Gennaro decisioned Stubbs 3-0. **Finals**—Armstrong decisioned Gennaro 3-0.

125 LBS. — FEATHERWEIGHT

Quarter-finals—Nate Sponsakos, Burns, Oregon (Western Regional) 3-0. Charles Brunett, Joliet, Ill. (Eastern Regional) 3-0. Dave Abeyta, Dragerton, Utah (U.S. Army) decisioned Dave James, Memphis, Tenn. (U.S. Navy) 3-0. Dave Nelson, Mt. View, Calif. (NCAA) decisioned Ralph Brown, Quantico, Va. (U.S. Marine) 3-0. Gaston Brightson, Mass. (U.S. Marine) 3-0. Gaston Brasher, Cincinnati, Ohio (NAAU) knocked out Herman Braxton, Washington, D. C. (U.S. Air Force) 1st round. **Semi-finals**—Sponsakos decisioned Brunett 3-0. Nelson decisioned Foster 2-1. **Finals**—Sponsakos decisioned Nelson 3-0.

132 LBS. — LIGHTWEIGHT

Quarter-finals—Brian O'Shea, Chicago, Ill. (NAAU) defeated Don Parker, Camp Lejeune, Calif. (U.S. Air Force) by TKO 1:22, 1st round. Joe Bliss, Reno, Nev. (NCAA) defeated John Lyons, Jr., Pearl City, Hawaii (U.S. Navy) by TKO 1:01, 3rd round. Leslie Scott, Baltimore, Md (U.S. Army) decisioned Frederick Thomas, Jr., Chicago, Ill. (Eastern Regional) 2-1. Harry Campbell, Detroit, Mich. (Western Regional) knocked out Joseph Zangla, Boston, Mass. (U.S. Marines) 1st round. **Semi-finals**—O'Shea, defeated Bliss by TKO 1:40, 2nd round, forehead. Campbell decisioned Norris 3-0. **Finals**—Campbell decisioned O'Shea 2-0 (one judge ruled draw).

139 LBS. — LIGHT WELTERWEIGHT

Quarter-finals—Henry Aaron, Ft. Bragg, N. C. (Eastern Regional) decisioned Pete Scholes, Seattle, Wash. (U.S. Navy) 2-0. Quincy Daniels, Seattle, Wash. (Western Regional) defeated James Shinchaku, Honolulu (NCAA) by TKO 2:28 2nd round. Roosevelt Ware, Circle, Ohio (U.S. Army) decisioned James Richardson, N. Y. (Navy) 2-1. Vincent Shoemaker, New York, N. Y. (NAAU) defeated Fred Martin, San Francisco, Calif. (U.S. Air) by TKO 2nd round. **Semi-finals**—Daniels decisioned Aaron 2-1. Ware decisioned Shoemaker 3-0. **Finals**—Daniels decisioned Ware 3-0.

147 LBS. — WELTERWEIGHT

Quarter-finals—Ronald Ohl, Muskegon, Mich. (NAAU) decisioned Roy McKenzie, Ft. Dix, Calif. (Eastern Regional) 3-0. Milo Sentz, Reno, Nev. (NCAA) decisioned Victor Lopez, Jr., Pearl City, Hawaii (U.S. Navy) 3-0. Charles Adkins, Akron, Ohio (U.S. Army) knocked out Ken Suhovsky, New York, N. Y. (U.S. Air Force) 1st round. Tony Gibson, Seattle, Wash. (Western Regional) decisioned Gabriel Rodriguez, Oakland, Calif. (U.S. Marines) 3-0. **Semi-finals**—Adkins decisioned Ohl 3-0. Scates decisioned Gibson 3-0. **Finals**—Adkins decisioned Scates 2-1.

156 LBS. — LIGHT MIDDLEWEIGHT

Quarter-finals — Edward Crook, Detroit, Mich. (U.S. Army) decisioned Roosevelt Sanders (U.S. Marines) by TKO 2nd round. Wilbert McClure, Toledo, Ohio (NAAU) knocked out Ronald Tarantowicz, Butte, Mont. (NCAA) by TKO 1:30, 2nd round. Tom Davis, Boston, Mass. (U.S. Navy) defeated Terry Smith, Sacramento, Calif. (Western Regional) by TKO 2nd round, cut eye. James Ellis, Louisville, Ky. (Eastern Regional) defeated Harold Johnson, Indianapolis, Ind. (U.S. Navy) by TKO 3rd round. **Semi-finals**—McClure decisioned Crook 3-0. Ellis decisioned Davis 3-0. **Finals** —McClure decisioned Ellis 3-0.

165 LBS. — MIDDLEWEIGHT

Quarter-finals—Ray Phillips, Cincinnati, Ohio (U.S. Army) decisioned Arthur Bertow, Philadelphia, Pa. (Eastern Regionals) 3-0. Al Bartell, Brooklyn, N. Y. (NCAA) decisioned George McCorkle, Washington, D. C. (U.S. Air Force) 3-0. Lucio Martin, Toledo, Ohio (NAAU) decisioned Clarence James, Ft. Bragg, N. C. (U.S. Army) 3-0. Robert Conrad, Foster, York, Pa. (U.S. Air Force) defeated Robert Conrad, Dallas, Tex. (U.S. Army) by TKO 2nd round. **Semi-finals**—Foster unable to continue in tournament because of injury, Phillips awarded bout prior to tournament. Martin decisioned Bartell 3-0. Conrad decisioned Martin 2-1. **Finals**—Phillips decisioned Conrad 2-1.

178 LBS. — LIGHT HEAVYWEIGHT

Quarter-finals—Fred Lewis, Phoenix, Ariz. (U.S. Air Force) decisioned Jerry Rosetta, New Orleans, La. (U.S. Navy) by KO 3rd round. Cassius Clay, Louisville, Ky. (Eastern Regional) knocked out Henry Hooper, Memphis, Tenn. (U.S. Marines) 3rd round. Charles Hannah, Philadelphia, Pa. (NAAU) decisioned Ron Delgado, Ft. Ord, Calif. (U.S. Army) 3-0. Allen Hudson, Long Island, N. Y. (U.S. Army) decisioned Paul Lenoir, Los Angeles, Calif. (Western Regional) 3-0. **Semi-finals**—Clay decisioned Lewis 3-0. Hudson knocked out Hannah 1st round. **Finals**—Clay knocked out Hudson 3rd round.

OVER 178 LBS. — HEAVYWEIGHT

Quarter-finals — Harold Espy, Pocatello, Idaho (NAAU) defeated Angel Ledesma, Hayward, Calif. (Western Regional) by TKO 3rd round, cut eye. Elmer Rush, Ann Arbor, Mich. (U.S. Army) decisioned Wyce Westbrook, Columbia, S. C. (U.S. Marines) 3-0. Percy Price, Philadelphia, Pa. (U.S. Marines) decisioned Johnson, Clairton, Pa. (Western Regional) 3-0. Archie Milton, Redwood City, Calif. (NCAA) decisioned Richard Pettigrew, Ft. Dix, Calif. (U.S. Army) 3-0. **Semi-finals**—Espy defeated Rush by TKO 1st round cut eye. Price knocked out Milton 3rd round. **Finals**—Price decisioned Espy 3-0.



All Canoeing Records Broken; U. S. A. Entries Unplaced But Improved Over 1956 Showing

EVERY Olympic record was shattered in the Canoeing regatta on Lake Albano. The United States' entries failed to win a medal but at least had the satisfaction of improving substantially over the times posted in most events by the USA team at Melbourne in 1956.

Russia, with three gold medals—two in the women's events—and one silver medal, and Hungary, with one gold, three silvers and two bronzes, captured major honors in the seven events which drew entries from 24 countries.

Denmark, Sweden and Germany each won a championship.

The US did reach the semi-finals, thanks to repechages, in the Kayak Singles of 1,000 meters with Paul Beachem of Washington, D. C., and the Kayak Pairs, 1,000 meters, with Kenneth Wilson and John Wolters of New York.

Frank Havens, competing in his fourth Olympics, was eliminated in the Canadian Singles of 1,000 meters. The 36-year-old insurance appraiser from Vienna, Va., won a gold medal in 1952 and a silver medal in 1948 in the 10,000-meter Canadian Singles.

* * *

The 10,000-meter races for Canadian Pairs and Singles and Kayak Pairs were eliminated by the International Olympic Committee. There were two new events, however, the 4 x 500 Kayak Singles Relay and the 500-meter Kayak Pairs for women. This gave the women two events, including the 500-meter Kayak Singles, first introduced in 1948.

The US, with a total squad of 13, entered women for the first time. Gloriane Perrier of Washington, D.C., competed in the Kayak Singles and Mary Ann DuChai of Stow, Ohio, and the Turkeyfoot Kayak Club, in the Kayak Pairs. Lacking international experience, the girls were eliminated early in both races, won by Russia.

The winners, all in record time, were:

MEN

Kayak Singles, 1,000 meters—Erik Hansen, Denmark, 3:53.00.

Kayak Pairs, 1,000 meters—Gert Fredriksson and Sven Sjodelius, Sweden, 3:34.73.

Kayak Singles Relay, 4 x 500 meters—Germany Dieter Krause, Gunther Perleberg, Paul Lange, Friedhelm Wentzke, 7:39.43.

Canadian Singles, 1,000 meters—Janos Parti, Hungary, 4:33.93.

Canadian Pairs, 1,000 meters—Leonid Geyshter and Sergey Makarenko, Russia, 4:17.94.

WOMEN

Kayak Singles, 500 meters—Antonina Seredina, Russia, 2:08.08.

Kayak Pairs, 500 meters—Maria Shubina and Antonina Seredina, Russia, 1:54.76.

* * *

Sweden's Gert Fredriksson, the winner of the Kayak Singles 1,000 in 1948, 1952 and 1956, and winner of the 10,000 in 1956, had his reign ended in the 1,000 by Denmark's Erik Hansen.

CANOEING

Repechage heats (second chances for losers) were held just as in rowing. And the regatta was held over the same course as the rowers.

Competition was over a six-lane course on Lake Albano's currentless body of water lying in the crater of an extinct volcano.

The lanes, with plastic multi-colored buoys as markers, were set up by a grid work of cables stretched across the surface and then anchored to five feet below the top.

The US team was selected on the basis of Olympic Trials on Lake Sabago, Bear Mountain, N. Y., July 17-18.

Continued on page 32

CANOEING

Continued from page 101

Making up the rest of the US team were the Canadian Pairs tandem of Arnold Menus of Walpole, Mass., and Richard Moran of Boston, and the Kayak relay foursome of Russell Dermond, Hasbrouck Heights, N. J., Charles Lundmark, Washington, D.C., Robert O'Brien, New York, and John-ny Pagkos, Yonkers, N. Y. Both teams were eliminated in repechages.

The Olympic competition was run off on Aug. 26, 27 and 29, with all finals on the last day.

Here is a brief review of the finals:

MEN'S KAYAK SINGLES, 1,000 meters—Denmark's Erik Hansen, a 20-year-old soldier, set a terrific pace. At the 500-meter mark he and Hungary's Imre Szollos, the 1959 European champion, began to pull away. Hansen maintained his lead and won by a second with Sweden's Gert Fredriksson, the three-time winner and defender, nearly two seconds more behind. Hansen's time of 3:53.00 smashed the record of 4:07.9 set by Fredriksson in 1952. All nine finalists bettered the old mark. Paul Beachem of the US was seventh and last in his heat but finished third in the repechage to qualify for the semi-finals. He finished fifth in the semi-final heat in 4:15.0 and was eliminated.

MEN'S KAYAK PAIRS, 1,000 meters—Sweden's Gert Fredriksson and Sven Sjodelius nosed out Hungary's pair of Andras Szente and Gyorgy Meszaros by inches. Poland was third as all nine finalists again eclipsed the Olympic mark of 3:49.6 set by Germany in 1956. The victors were timed in 3:34.73.

The US pair of Wilson and Wolters was sixth in its heat, second in the repechage, and sixth and last in its semi-final heat in 4:01.46.

MEN'S CANADIAN SINGLES, 1,000 meters—In another tingling finish, Hungary's Janos Parti edged Russia's Alexander Silaev by about a half-second with Romania's Leon Rotman a close third. All nine finalists beat the Olympic record of 4:56.3 set by Czech Josef Holocek. Parti's time was 4:33.93. It was the first victory for Hungary in this event. Frank Havens was seventh in his heat and fourth and last in the repechage in 5:13.34.

* * *

MEN'S CANADIAN PAIRS, 1,000 meters—Russia's Geyshter and Maksarenko won this handily in 4:17.94 with Italy second and Hungary third. Eight of the first nine finalists surpassed the Olympic record of 4:38.3 set in 1952 by Denmark. This was Russia's first victory in this event.

The US team of Demus and Moran was fifth and last in its heat in 4:59.15 and disqualified in the repechage.

MEN'S KAYAK SINGLES HEATS, 4 x 500 meters—Germany's quartet captured this new Olympic event by 4½ seconds over Hungary with Denmark third, in the excellent time of 7:39.43. This automatically becomes a record.

The US team of Dermond, Lundmark, O'Brien and Pagkos was fifth in its heat and third in the repechage in 18:18.51. Only the first two gained the semi-finals.

WOMEN'S KAYAK SINGLES, 500 meters—Russia's powerful Antonina Seredina rallied in the last 50 yards to overhaul Germany's Therese Zenz and win by inches in the Olympic record time of 2:08.08. This bettered the record of 2:18.4 set in 1952 by Finland's Sylvi Saimo. All nine finalists eclipsed the mark. This was Russia's second straight triumph.

Gloriane Perrier of the US was seventh in her heat and fourth in her repechage in 2:21.9.

WOMEN'S KAYAK PAIRS, 500 meters—This was almost a repeat of the singles with Russia's Miss Seredina and Maria Shubina winning by nearly 2 seconds over Germany's Rudolpin Zenz and Ingrid Hartman in 1:54.76. Hungary was third.

The US DuChai-Jerome team was fifth in its heat in 2:15.51 and fifth in the repechage in 2:21.3.



COMPETITION WAS CLOSE during the third semi-final heat of the men's 4x500 meter kayak singles relay at Lake Albano. Although the contestants are not precisely identified, the boat marking gives the clue to the nation they represented. No. 1 was the Australian entry; No. 22, Hungary; No. 11, Great Britain; and No. 18, Romania.

OFFICIAL SUMMARIES — CANOEING — 1960 OLYMPIC GAMES

FINAL RESULTS — MEN'S CANADIAN SINGLES — 1000 METERS
MONDAY, AUGUST 29 — LAKE ALBANO

Place	Name of Contestant	Representing	Time
1	Janos Parti	Hungary	4:33.93
2	Alexander Silaev	Russia	4:34.41
3	Leon Rotman	Romania	4:35.87
4	Ove Emanuelsson	Sweden	4:36.46
5	Tibor Polskevic	Czechoslovakia	4:30.20
6	Detlef Lewe	Germany	4:39.72
7	Don Stringer	Canada	4:40.65
8	Bogdan Ivanov	Bulgaria	4:42.52
9	Erik Christensen	Denmark	4:49.63

RESULTS OF PRELIMINARY TRIALS — FRIDAY, AUGUST 26.

Heat No. 1	Time	Heat No. 2	Time
1 Alexander Silaev, URS	4:41.81	1 Janos Parti, UNG	4:36.80
2 Bogdan Ivanov, BUL	4:47.65	2 Ove Emanuelsson, SVE	4:36.92
3 Erik Christensen, DAN	4:50.71	3 Tibor Polskevic, CSV	4:38.23
4 Claes Claesson, FIN	4:54.37	4 Leon Rotman, ROM	4:39.36
5 Don Stringer, CAN	4:46.58	5 Don Stringer, CAN	4:44.15
6 Aarton Jansen, HOL	4:48.04	6 Detlef Lewe, GER	4:44.52
7 Frank Havens, USA	5:19.40	X X. Liebbert, USA	DNC

NOTE—First three place winners advanced to semi-finals; others to repechagen.

RESULTS OF REPECHAGES — FRIDAY AFTERNOON, AUGUST 26

Heat No. 1	Time	Heat No. 2	Time
1 Detlef Lewe, GER	4:46.94	1 Don Stringer, CAN	4:44.36
2 Frank Havens, AUS	4:55.92	2 Leon Rotman, ROM	5:03.98
3 Claes Claesson, FIN	4:56.27	3 Aarton Jansen, HOL	5:04.34

No other contestants. Time Trial Only.

NOTE—First three place winners advanced to semi-finals; others were eliminated.

RESULTS OF SEMI-FINALS — SATURDAY, AUGUST 27

Heat No. 1	Time	Heat No. 2	Time
1 Alexander Silaev, URS	4:36.09	1 Ove Emanuelsson, SVE	4:44.33
2 Tibor Polskevic, CSV	4:37.94	2 Bogdan Ivanov, BUL	4:44.92
3 Don Stringer, CAN	4:40.73	3 Detlef Lewe, GER	4:45.73
4 Claes Claesson, FIN	5:06.74	4 Danilo Tognon, ITA	5:04.42

NOTE—First three place winners advanced to finals; each event advanced to finals; others were eliminated.

FINAL RESULTS — MEN'S CANADIAN TANDEMS — 1000 METERS
MONDAY, AUGUST 27 — LAKE ALBANO

Place	Name of Contestant	Representing	Time
1	Leonid Geyshter Serjey Makarenko	Russia	4:17.94
2	Aldo Drei Francesco La Macchia	Italy	4:20.77
3	Imre Farkas — Andras Toro	Hungary	4:20.80
4	Igor Lipalii Dimitri Alexe	Romania	4:22.36
5	Jiri Kodesj Vaclav Vakal	Czechoslovakia	4:27.66
6	Marina Gapov Tomos Sokolov	Bulgaria	4:31.52
7	Willi Mehlberg Werner Ulrich	Germany	4:31.68
8	Georges Turlier Michel Picard	France	4:35.48
9	Kurt Lisbkart Herwig Dimbock	Austria	4:43.70

RESULTS OF PRELIMINARY TRIALS — FRIDAY, AUGUST 26

Heat No. 1	Time	Heat No. 2	Time
1 Italy	4:29.24	1 Hungary	4:26.42
2 Romania	4:31.33	2 France	4:29.76
4 Czechoslovakia	4:36.59	3 Austria	4:42.62
5 Germany	4:39.44	4 Canada	4:47.62
6 Bulgaria	4:39.68	5 UNITED STATES*	4:59.15

NOTE—First three place winners in each heat advanced to finals; others to semi-final meichagn.

* USA personnel—ARNOLD DEMUS and RICHARD MORAN.

RESULTS OF SEMI-FINAL REPECHAGE — SATURDAY, AUGUST 27

1	Czechoslovakia	4	5:02.14
2	Canada	5	UNITED STATES* 5:03.03
3	Germany	6	5:03.13

FINAL RESULTS — MEN'S KAYAK SINGLES — 1000 METERS
MONDAY, AUGUST 29 — LAKE ALBANO

Place	Name of Contestant	Representing	Time
1	Erik Hansen	Denmark	3:53.00
2	Imre Szollos	Hungary	3:54.02
3	Gert Fredriksson	Sweden	3:55.89
4	Ilarogiin Kissanov	Russia	3:56.38
5	Ronald Rhodes	Great Britain	4:01.15
6	Rolf Olsen	Norway	4:02.31
7	Waltong Longe	Germany	4:03.05
8	Simo Kuisemenen	Finland	4:03.66
9	Cesare Zilioli	Italy	4:04.90

RESULTS OF PRELIMINARY TRIALS — FRIDAY, AUGUST 26

Heat No. 1	Time	Heat No. 2	Time
1 Erik Hansen, DAN	3:57.67	1 Imre Szollos, HUN	4:01.60
2 Ronald Rhodes, GRS	4:01.60	2 Ilarogiin Khasanov, URS	4:01.70
3 Waltong Longe, GER	4:03.37	3 Gert Fredriksson, SWE	4:02.38
4 Rolf Olsen, NOR	4:08.38	4 Gert Fredriksen, SVE	4:07.35
5 Simo Kuisemenen, FIN	4:08.39	5 Vladislav Sosnovsky, CSV	4:07.83
6 Roland Hoher, SVI	4:26.36	6 Kyosad Showrai, ITA	4:07.73
7 Michel Mayer, FRA	4:40.73	7 Herbert Windhorsmann, AUT	4:12.73
8 DNC		8 Michael Brown, CAN	4:27.28
1 Imre Szollos, UNG	4:04.23	9 Jacquis Lariviere, FRA	4:29.42
2 Gert Fredriksen, SVE	4:04.25	10 Cesare Zilioli, ITA	4:36.14
3 Cesare Zilioli, ITA	4:06.54	4 Aleksander Kanzer, JUG	4:07.08
4 Aleksander Kanzer, JUG	4:07.08	5 Simo Kuisemenen	4:08.39
5 Michel Brown, CAN	4:27.28	6 Roland Hoher, SVI	4:26.36

NOTE—First three place winners in each heat advanced to semi-finals; others were eliminated.

RESULTS OF REPECHAGES — FRIDAY AFTERNOON, AUGUST 26

Heat No. 1	Time	Heat No. 2	Time
1 Simo Kuisemenen, FIN	4:11.55	1 Jacquis Lariviere, FRA	4:12.93
2 Roland Hoher, SVI	4:13.07	2 Vladislav Sosnovsky, CSV	4:13.48
3 Rolf Olsen, NOR	4:14.93	3 Robert De Woele, BEL	4:16.41
4 Michel Mayer, FRA	4:24.93	4 Herbert Wiser, CAN	4:55.73
1 Ryszard Skwarski, POL	4:06.99	NOTE—First three place winners in each heat advanced to semi-finals; others eliminated.	
2 Aleksander Kanzer, JUG	4:10.27		
3 Paul Beachem, USA	4:15.17		
4 Roland Hoher, SVI	4:24.16		

RESULTS OF SEMI-FINALS — SATURDAY, AUGUST 27

Heat No. 1	Time	Heat No. 2	Time
1 Erik Hansen, DAN	3:57.99	1 Imre Szollos, HUN	4:01.60
2 Gert Fredriksen, SVE	4:03.32	2 Ilarogiin Khasanov, URS	4:01.70
3 Simo Kuisemenen, FIN	4:03.42	3 Ronald Rhodes, GRS	4:03.37
4 Philip Coles, AUS	4:08.05	4 Waltong Longe, GER	4:03.37
5 Aleksander Kanzer, JUG	4:10.27	5 Ryszard Skwarski, POL	4:06.99
6 Robert DeWoele, BEL	4:12.48	6 Ladislav Cerny, CSV	4:08.03
7 DNC		7 Cesare Zilioli, ITA	4:04.54
1 Imre Szollos, UNG	3:57.71	8 Herbert Wiser, CAN	4:55.73
2 Waltong Longe, GER	4:02.93	NOTE—First three place winners in each trial advanced to semi-finals; others eliminated.	
3 Rolf Olsen, NOR	4:04.82		
4 Guillome Weitzen, FRA	4:07.30		

FINAL RESULTS — MEN'S CANADIAN SINGLES — 1000 METERS
MONDAY, AUGUST 29 — LAKE ALBANO

Place	Name of Contestant	Representing	Time
1	Janos Parti	Hungary	4:33.93
2	Alexander Silaev	Russia	4:34.41
3	Leon Rotman	Romania	4:35.87
4	Ove Emanuelsson	Sweden	4:36.46
5	Tibor Polskevic	Czechoslovakia	4:30.20
6	Detlef Lewe	Germany	4:39.72
7	Don Stringer	Canada	4:40.65
8	Bogdan Ivanov	Bulgaria	4:42.52
9	Erik Christensen	Denmark	4:49.63

RESULTS OF PRELIMINARY TRIALS — FRIDAY, AUGUST 26.

Heat No. 1	Time	Heat No. 2	Time
1 Alexander Silaev, URS	4:41.81	1 Janos Parti, UNG	4:36.80
2 Bogdan Ivanov, BUL	4:47.65	2 Ove Emanuelsson, SVE	4:36.92
3 Erik Christensen, DAN	4:50.71	3 Tibor Polskevic, CSV	4:38.23
4 Claes Claesson, FIN	4:54.37	4 Leon Rotman, ROM	4:39.36
5 Don Stringer, CAN	4:46.58	5 Don Stringer, CAN	4:44.15
6 Aarton Jansen, HOL	4:48.04	6 Detlef Lewe, GER	4:44.52
7 Frank Havens, USA	5:19.40	X X. Liebbert, USA	DNC

NOTE—First three place winners advanced to semi-finals; others to repechagen.

RESULTS OF REPECHAGES — FRIDAY AFTERNOON, AUGUST 26

Heat No. 1	Time	Heat No. 2	Time
1 Detlef Lewe, GER	4:46.94	1 Don Stringer, CAN	4:44.36
2 Frank Havens, AUS	4:55.92	2 Leon Rotman, ROM	5:03.98
3 Claes Claesson, FIN	4:56.27	3 Aarton Jansen, HOL	5:04.34

No other contestants. Time Trial Only.

NOTE—First three place winners advanced to semi-finals; others were eliminated.

RESULTS OF SEMI-FINALS — SATURDAY, AUGUST 27

Heat No. 1	Time	Heat No. 2	Time
1 Alexander Silaev, URS	4:36.09	1 Ove Emanuelsson, SVE	4:44.33
2 Tibor Polskevic, CSV	4:37.94	2 Bogdan Ivanov, BUL	4:44.92
3 Don Stringer, CAN	4:40.73	3 Detlef Lewe, GER	4:45.73
4 Claes Claesson, FIN	5:06.74	4 Danilo Tognon, ITA	5:04.42

NOTE—First three place winners advanced to finals; each event advanced to finals; others were eliminated.

FINAL RESULTS — MEN'S CANADIAN TANDEMS — 1000 METERS
MONDAY, AUGUST 27 — LAKE ALBANO

Place	Name of Contestant	Representing	Time
1	Leonid Geyshter Serjey Makarenko	Russia	4:17.94
2	Aldo Drei Francesco La Macchia	Italy	4:20.77
3	Imre Farkas — Andras Toro	Hungary	4:20.80
4	Igor Lipalii Dimitri Alexe	Romania	4:22.36
5	Jiri Kodesj Vaclav Vakal	Czechoslovakia	4:27.66
6	Marina Gapov Tomos Sokolov	Bulgaria	4:31.52
7	Willi Mehlberg Werner Ulrich	Germany	4:31.68
8	Georges Turlier Michel Picard	France	4:35.48
9	Kurt Lisbkart Herwig Dimbock	Austria	4:43.70

OFFICIAL SUMMARIES
1960 UNITED STATES OLYMPIC CANOE TRIALS

Held at Lake Sebago, N.Y., July 16-17

MEN'S CANADIAN SINGLES
(Series of Three Races)

RACE NO. 1—won by Frank Havens, Washington, D.C., 5:29.0. 2—William Schuttes, Potomac B.C., 5:55.3. 3—George Bonsteel, Somerset C.C., 5:55.5. 4—Adolph Springel, Yonkers C.C., 5:55.5. 5—James Bowe, Inwood C.C., 6:06.2. 6—Guy Newhall, Samoset C.C., 6:08.2.

RACE NO. 2—won by Havens, 5:38.0. 2—Schuttes, 5:42.0. 3—Byers, 5:15.9. 4—Newhall, 6:53.0. 5—James O'Rourke, Yonkers C.C., 6:56.0.

RACE NO. 3—won by Havens, 5:50.7. 2—Schuttes, 5:50.7. 3—Byers, 6:26.7. 4—Newhall, 6:45.5. 5—Bowe, 6:45.5. 6—O'Rourke, 7:09.0.

MEN'S CANADIAN TANDEM
(Series of Three Races)

RACE NO. 1—won by Roger von de Meulebroucke & Walter Hasse, Potomac B.C. 5:17.1. 2—Frank Krick-Jake Kastner, Philadelphia C.C., 5:32.2. 3—R. Manley-J. Burrock, Yonkers C.C. 6:09.8. 4—Adolph Springel-Peter Folks, Yonkers C.C., 6:21.1. Robert Moran-Albert Demus, Samoset, C.C., disqualified.

RACE NO. 2—won by Moran-Demus, 5:23.8. 2—Von de Meulebroucke-Hasse, 5:24.9. 3—Krick-Kastner, 5:35.8. 4—John Hass-Robert Dobson, Philadelphia C.C., 5:37.5. 5—R. Kiley-Edward Russell, Pandleton C.C., 5:38.5. 6—Manley-Burrock, 5:46.5.

RACE NO. 3—Moran-Demus, 5:16.0. 2—Van de Meulebroucke-Haase, 5:17.4. 3—Manley-Burrock, 5:31.8. 4—Krick-Kastner, 5:52.2. 5—Folks-Springel, 6:18.1.

MEN'S KAYAK SINGLES
(Series of Three Races)

RACE NO. 1—won by Paul Beachem, Potomac B.C., 4:06.7. 2—Charles Lundmark, Washington C.C., 4:39.2. 3—John Jerome, Turkeyfoot K.C., 4:41.3. 4—Paul Donohue, Samoset C.C., 4:57.4. 5—Jim Klippert, Turkeyfoot K.C., 5:00.5. 6—Robert O'Brien, Yonkers B.C., 5:03.0.

RACE NO. 2—won by Beachem, 4:11.0. 2—Jerome, 4:12.5. 3—Donohue, 4:33.0. 4—James, no record. 5—Ronald Warren, Colorado White Water C.A., no record.

RACE NO. 3—won by Jerome, 4:58.6. 2—Beachem, 5:08.2. 3—Donohue, 5:08.6. 4—Klippert, 5:17.6. 5—Warren, 5:44.8.

MEN'S KAYAK TANDEM
(Series of Three Races)

RACE NO. 1—won by Kenneth Wilson—John Wolters, Inwood C.C., 4:01.2. 2—John Pagkos-Mick Pagkos, Yonkers C.C., 4:09.0. 3—Eric Hochstim-Jack Kelly, Inwood C.C., 4:23.1. 4—Paul Beachem-John Van Dyke, Potomac B.C., 4:38.9.

RACE NO. 2—won by Wilson-Wolters, 4:09.6. 2—Pagkos-Pagkos, 4:15.4.

RACE NO. 3—won by Wilson-Wolters, default, no other entries.

MEN'S KAYAK SINGLES 5000 METERS
(For Relay Team Selections)

RACE NO. 1—won by Russell Dermond, Yonkers C.C., 2:13.1. 2—Paul Beachem, Potomac B.C., 2:14.2. 3—Robert O'Brien, Inwood C.C., 2:14.3. 4—John Van Dyke, Potomac B.C., 2:15.1. 5—Charles Lundmark, Washington C.C., 2:16.0. 6—John Jerome, Turkeyfoot K.C., 2:17.7.

RACE NO. 2—won by Beachem, 2:10.0. 2—Dermond, 2:11.3. 3—John Pagkos, Yonkers, 2:13.5. 4—Lundmark, 2:13.5. 5—O'Brien, 2:13.7. 6—Van Dyke, 2:16.4.

RACE NO. 3—won by Pagkos, 2:13.6. 2—Lundmark, 2:14.1. 3—O'Brien, 2:14.6. 4—Van Dyke, 2:14.8. 5—Beachem, 2:16.5. 6—Stanley Skowronski, Petcmac B.C., 2:15.6.

WOMEN'S KAYAK SINGLES (500 METERS)

RACE NO. 1—won by Gloria Perrier, Washington C.C., 3:03.2. 2—Mary Ann DuChai, Turkeyfoot K.C., 3:06.6. 3—Diana Jerome, Turkeyfoot K.C., 3:18.1. 4—Barbara Budrock, Yonkers C.C., 3:19.5. 5—Joan Pagkos, Yonkers C.C., 3:41.6. 6—Nancy Newhall, Samoset C.C., 3:43.2.

RACE NO. 2—won by Perrier, 2:27.2. 2—DuChai, 2:29.5. 3—Jerome 2:43.0. 4—Budrock, 2:58.3. 5—Ryan, 3:02.4.

RACE NO. 3—won by Perrier, 2:37.4. 2—DuChai, 2:38.2. 3—Newhall, 3:36.2.

WOMEN'S KAYAK TANDEM (500 METERS)

RACE NO. 1—won by Mary Ann DuChai-Diana Jerome, Turkeyfoot K.C., 2:26.3. 2—Gloria Perrier-Nell Fisher, Washington C.C., 2:28.4. Naone-Karen Knudsen, Hawaii AAU, 2:29.1. 4—Nancy Springel-Joan Ryan, Yonkers C.C., 4:02.8. 5—B. Barnes-A. Schalle, Inwood C.C., 4:12.7.

RACE NO. 2—won by DuChai-Jerome, 2:28.5. 2—Naone-Knudsen, 2:39.5. 3—Perrier-Fisher, 2:41.7. 4—Barnes-Schalle, 3:25.0.

RACE NO. 3—DuChai-Jerome, 2:25.2. 2—Naone-Knudsen, 2:31.5. 3—Perrier-Fisher, 2:32.2. 4—Springel-Ryan, 3:02.0. 5—Barnes-Schalle, 3:34.2.

CANOEING SUMMARIES *Continued from page 103*

FINAL RESULTS — MEN'S KAYAK TANDEMS — 1000 METERS
MONDAY, AUGUST 29 — LAKE ALBANO

Place	Name of Contestant	Representing	Time
1	Gert Fredriksson Sven Sjodelius	Sweden	3:34.73
2	Andras Szente Gyorgy Mesztics	Hungary	3:34.91
3	Stefan Koplanicki Wladislav Zielinski	Poland	3:37.34
4	Nikolas Rodzinkas Ivan Galovachov	Russia	3:37.48
5	Kay Schmidt Vagn Schmidt	Denmark	3:39.06
6	Frantisek Riha Frantisek Uvovsky	Czechoslovakia	3:40.78
7	Rudolf Knappe Antonius Geurts	Holland	3:41.01
8	Waltfang Lange Dieter Krause	Germany	3:41.46
9	Lorenzo Cantarella Antonio Rocco	Italy	3:44.26

RESULTS OF PRELIMINARY TRIALS — FRIDAY, AUGUST 26

Heat No. 1	Time	Heat No. 2	Time
1 Holland	3:43.98	1 Norway	3:52.43
2 Czechoslovakia	3:45.49	2 Denmark	3:45.04
3 Italy	3:45.00	3 Spain	3:46.38
4 Belgium	3:46.42	4 Sweden	3:46.50
5 Germany	3:48.02	5 Hungary	3:45.36
6 Romania	3:49.00	6 Austria	3:49.58
7 Great Britain	3:50.25	7 Bulgaria	3:49.38
Heat No. 3	**Time**	8 Switzerland	3:54.73
1 Germany	3:37.07	9 Luxemburg	3:56.17
2 Russia	3:38.87	NOTE—First three place winners in	
3 Poland	3:39.41	each heat advanced to semi-finals;	
4 Russia	3:39.90	others were eliminated.	
5 Jugoslavia	3:47.35	*USA (protested) was Kenneth Wilson	
6 UNITED STATES*	3:49.96	and John Wathen.	
7 Canada	3:51.02		

RESULTS OF REPECHAGES — FRIDAY AFTERNOON, AUGUST 26

Heat No. 1	Time	Heat No. 2	Time
1 Italy	3:49.34	1 Canada	3:58.34
2 Jugoslavia	3:49.56	2 Luxemburg	4:01.10
3 Norway	3:50.42	3 Spain	4:01.14
4 Bulgaria	3:53.27	4 Austria	3:51.34
5 Great Britain	3:59.12	5 UNITED STATES	3:51.54
Heat No. 3	**Time**	6 Finland	3:52.20
1 Austria	3:48.58	7 Switzerland	3:55.68
2 Romania	3:50.44	NOTE—First three place winners in	
3 Austria	3:53.48	each trial advanced to semi-finals;	
		others eliminated.	

RESULTS OF SEMI-FINALS — SATURDAY, AUGUST 27

Heat No. 1	Time	Heat No. 2	Time
1 Hungary	3:46.78	1 UNITED STATES	4:01.46
2 Sweden	3:47.66	2 Italy	3:47.64
3 Holland	3:48.58	3 Poland	3:48.62
4 Belgium	3:48.71	4 Czechoslovakia	3:50.40
5 Germany	3:54.62	5 Denmark	3:51.65
6 Finland	3:54.66	6 Jugoslavia	3:52.20
Heat No. 2	**Time**	7 Russia	3:54.66
1 Russia	3:44.07	8 Australia	3:55.28
2 Germany	3:49.52	NOTE—First three place winners in	
3 Austria	3:52.51	each trial advanced to finals; others	
4 Norway	3:53.96	eliminated.	

FINAL RESULTS — 2000 METER KAYAK SINGLES RELAY — MEN
MONDAY, AUGUST 29 — LAKE ALBANO

Place	Nation	Personnel	Time
1	Germany	Dieter Krause, Gunther Perlberg, Paul Longe, Friedhelm Wentzke	7:39.43
2	Hungary	Imre Szollas, Imre Kemecsei, Andras Szente, Gyorgy Mesztics	7:44.02
3	Denmark	Erik Hansen, Helmut Sorensen, Arne Hoyer, Erling Jessen	7:46.09
4	Poland	Stefan Koplanek, Wladislav Zielinski Ryszard Skwarski, Ryszard Marchlik	7:49.93
5	Russia	Igor Pisarev, Anatoliy Kananenka, Fedor Ljakhovski, Wladimir Natoluk- ho	7:50.72
6	Romania	Mircea Anastasescu, Aurel Vernescu, Ion Sidori, Stavru Teodorov	7:53.00

RESULTS OF PRELIMINARY TRIALS — FRIDAY, AUGUST 26

Heat No. 1	Time	Heat No. 2	Time
1 Holland	8:04.32	1 Hungary	7:58.32
2 Great Britain	8:17.29	2 Sweden	7:59.34
3 Austria	8:20.16	3 Romania	7:59.31
4 Switzerland	8:20.54	4 Italy	8:06.98
5 UNITED STATES*	8:29.21	5 Australia	8:17.52
6 Czechoslovakia	DISQ.	6 Finland	8:21.36
Heat No. 3	**Time**		
1 Germany	7:54.38	NOTE—First two place winners in	
2 Russia	7:56.05	each heat advanced to semi-finals;	
3 Denmark	8:03.52	others to repechages.	
4 Italy	8:10.76	*USA (protested) was Russell Dermond,	
5 Belgium	8:44.33	Charles Lundquist, Robert O'Brien,	
6 France	8:44.45	and John Popham.	

RESULTS OF REPECHAGES — FRIDAY AFTERNOON, AUGUST 26

Heat No. 1	Time	Heat No. 2	Time
1 Italy	8:19.21	1 Denmark	7:57.40
2 Australia	8:12.52	2 Poland	8:04.80
3 Austria	8:23.90	3 UNITED STATES	8:18.52
		4 France	8:20.52

Heat No. 3	Time
1 Romania	7:58.61
2 Finland	8:09.42
3 Belgium	8:11.24
4 Switzerland	8:26.27

NOTE—First two place winners in each heat advanced to semi-finals; others were eliminated.

RESULTS OF SEMI-FINALS — SATURDAY, AUGUST 27

Heat No. 1	Time	Heat No. 2	Time
1 Russia	7:55.84	1 Hungary	7:50.03
2 Poland	7:57.58	2 Germany	7:58.21
3 Holland	7:58.44	3 Australia	8:09.02
4 Italy	7:59.21	4 Great Britain	8:11.52
Heat No. 3	**Time**		
1 Germany	7:42.92	NOTE—First two place winners in	
2 Denmark	7:52.79	each heat advanced to finals; others	
3 Sweden	7:55.05	were eliminated.	
4 Finland	8:21.23		

WOMEN'S KAYAK EVENTS

FINAL RESULTS — WOMEN'S KAYAK SINGLES — 500 METERS
MONDAY, AUGUST 29 — LAKE ALBANO

Place	Name of Contestant	Representing	Time
1	Antonina Seredina	Russia	2:08.08
2	Therese Zenz	Germany	2:08.22
3	Daniela Walkowiak	Poland	2:10.46
4	Anne Marie Werner-Hansen	Denmark	2:13.88
5	Klara Fried	Hungary	2:14.02
6	Elsa Maria Lindmark	Sweden	2:14.17
7	Alberta Zanardi	Italy	2:14.31
8	Eva Kutava	Czechoslovakia	2:15.30
9	Naila Kyrsalinen	Finland	2:17.28

RESULTS OF PRELIMINARY TRIALS — FRIDAY, AUGUST 26

Heat No. 1	Time	Heat No. 2	Time
1 Daniela Walkowiak, POL	2:15.34	1 Antonina Seredina, URS	2:08.82
2 Gabriella Lutz, FRA	2:17.04	2 Therese Zenz, GER	2:09.27
3 Klara Fried, UNG	2:17.39	3 Elsa Maria Lindmark, SVE	2:13.27
4 Marian Tucker, GRB	2:21.06	4 A. Warner-Hansen, DEN	2:14.04
5 Gabriella Lutz, FRA	2:22.05	5 Eva Kutava, CSV	2:16.33
6 Naila Kyrsalinen, FIN	2:22.33	6 Heidi Anne Soger, AUS	2:19.75
7 R. Wiedemann, AUT	DNC	7 Gloriana Farrier, USA	2:20.00
		X E. Dumitrache, ROM	DNC

NOTE—First three place winners in each trial advanced to semi-finals; others to repechages.

RESULTS OF REPECHAGES — FRIDAY AFTERNOON, AUGUST 26

Heat No. 1	Time	Heat No. 2	Time
1 Eva Kolava, CSV	2:17.87	1 A. Warner-Hansen, DEN	2:13.76
2 Naila Kyrsalinen, FIN	2:18.34	2 Anne Marie Soger, AUS	2:15.27
3 Marian Tucker, GRB	2:21.04	3 Gabrielle Lutz, FRA	2:19.28
4 Gloriana Farrier, USA*	2:21.29	No other contestants	
Eliminated.			

NOTE—First three place winners in each heat advanced to semi-finals; others eliminated.

RESULTS OF SEMI-FINALS — SATURDAY, AUGUST 27

Heat No. 1	Time	Heat No. 2	Time
1 Daniela Walkowiak, POL	2:12.79	1 Therese Zenz, GER	2:06.51
2 Elsa Marie Lindmark, SVE	2:13.19	2 Alberta Zanardi, ITA	2:15.58
3 A. Warner-Hansen, DEN	2:17.07	3 Eva Kutava, CSV	2:16.90
4 Marian Tucker, GRB	2:18.96	4 Gabrielle Lutz, FRA	2:22.51
Heat No. 3	**Time**		
1 Antonina Seredina, URS	2:07.20	NOTE—First three place winners in	
2 Klara Fried, UNG	2:15.21	each heat advanced to finals; others	
3 Naila Kyrsalinen, FIN	2:17.21	were eliminated.	
4 A. Marie H. Soger, AUS	2:18.42		

FINAL RESULTS — WOMEN'S KAYAK TANDEMS — 500 METERS
MONDAY, AUGUST 29 — LAKE ALBANO

Place	Name of Contestant	Representing	Time
1	Maria Shubina Antonina Seredina	Russia	1:54.76
2	Therese Zenz Ingrid Hartmann	Germany	1:56.66
3	Klara Fried Virmen Egresi	Hungary	1:58.22
4	Daniela Walkowiak Janina Mendelska	Poland	1:59.03
5	Anne Warner-Hansen Birgit Jensen	Denmark	2:01.36
6	Maria Szekeli Elena Lipsli	Romania	2:01.68
7	Gabriella Cotta-Ramusino Luciana Guindani	Italy	2:02.47
8	Eva Kutava Eva Kolinska	Czechoslovakia	2:02.76
9	Helga Windermann Lisa Schindler	Austria	2:02.85

RESULTS OF PRELIMINARY TRIALS — FRIDAY, AUGUST 26

Heat No. 1	Time	Heat No. 2	Time
1 Russia	1:55.93	1 Poland	2:01.90
2 Germany	1:59.01	2 Denmark	2:04.22
3 Hungary	2:01.66	3 Czechoslovakia	2:04.32
4 Italy	2:05.40	4 Romania	2:15.51
5 Australia	2:04.30	5 UNITED STATES*	
6 Austria	2:12.30		

NOTE—First three place winners in each heat advanced to finals; others to repechage semi-finals.
*USA personnel—MARY ANN DUCHAI and DIANE JEROME.

RESULTS OF SEMI-FINAL REPECHAGE — SATURDAY, AUGUST 27

Heat No. 1	Time	Heat No. 2	Time
1 Italy	2:08.65	4 Australia*	2:21.12
2 Poland	2:10.00	5 UNITED STATES*	
3 Romania	2:10.17	* Eliminated.	

NOTE—First three place winners advanced to finals.



ONE OF FOUR medal "sweeps" accomplished by the United States men's track and field team came in the finals of the 400 meter relay as gold was proclaimed by the unfurling of USA flags from the victory standards atop the Stadio Olimpico. Inset—(left to right)—Team Captain Mal Whitfield, Lou Cushman, 2nd; Glenn Davis, champion; and Richard Howard, 3rd.

PICTURE SET ON PAGE 113



GREATEST COMPETITIVE performance at the 1960 Games was that of USA's Rafer Johnson in the decathlon. When the eighth event, the pole vault, had been completed, Johnson led Formosa's Chuan Kwang Yang in points, 7076 to 7052. He increased his lead to 8036 to 7989 by battering Yang in the javelin throw but the point margin of 47 appeared too slim to withstand Yang's challenge in the final event, the 1500 meter run, in which Johnson ordinarily did not excel. Knowing that he must finish with a time within 10 seconds of that posted by Yang in order to win the overall championship, Johnson was determined to stay on Yang's heels all through the race (top center). So great was his determination that he finished only yards behind the Formosan with a time (best of his career) of 4:49.7, one second slower than Yang's. The points earned with this extraordinary effort gave Johnson the Olympic gold medal and new record total of 8392 points while Yang finished with 8334. The last two events took place late at night and it was not until the next day that Johnson received the gold medal. Johnson and Yang both trained at the University of California at Los Angeles and are the best of friends.





ACTION DURING 1500 meter event of decathlon competition (above) shows how close Johnson kept on the heels of Yang as the championship bids of both hung upon the outcome of the race. Below, the two competitors, exhausted from the gruelling test, aid each other from the track. Right, Johnson receives his gold medal the next day.







OLYMPIC THRILLS: (upper left) Dyrol Burleson, USA, leads in third lap of qualifying heat for the 1500 meters. Directly behind him is Istvan Rozsavolgyi, Hungary, while Herb Elliott, the eventual champion and record breaker, drives outside to take over the lead, with Barry Sullivan (No. 58), Rhodesia, also challenging. (Left center) Don Bragg, USA pole vaulter, starts his run for an Olympic record jump. (Lower left) The start of the 100 meter final, left to right, Armin Hary, Germany, the champion; Peter Radford, Great Britain; Enrique Figuerola, Cuba; Ray Norton, Francis Budd, and David Sime, all of the USA. (Upper right) Charles Jones, USA, leads Alexey Kanev, Russia, over water jump in 3000 meter steeplechase final.













(Above) Livio Berruti, Italy, wins the 200 meter final in world and Olympic record time of 20.5 seconds, barely nosing out Les Carney, USA. Abdoulaye Seye, France, third place finisher, is in background. (Right) Bragg clears bar at 15' 5⅝" for gold medal.

ITALIAN OLYMPIC official calls athletes from shelter to competition during downpour of rain.









THE DIFFERENCE between champion and contender often was a matter of inches as close was the Olympic competition at Rome. (Upper left) USA's John Thomas in final attempt at 7' 1" in the high jump but has to settle for third place when two Russians succeed where he missed. (Lower left) on the victory stand, Russian Valeriy Brumel (left) looks admiringly at the gold medal won by teammate, Robert Shavlakadze (center) while Thomas looks on. (Above right) Lee Calhoun, USA, is first in Olympic history to successfully defend a championship in the 110 meter hurdles. His headlong lunge at the tape beats out teammate Willie May. (Lower right) Glenn Davis, USA, who performed like wise in winning the 400 meter hurdles crown for the second time, shows good form as he heads into the home stretch of his qualifying trial. Challenging him is Russia's Georgiy Chevychalov.





OLDEST OLYMPIC RECORD, the broad jump mark established by Jesse Owens in the 1936 Games, is surpassed when Ralph Boston, USA, (above) leaps 26' 7¼". Below, the championship 1600 meter relay team for the United States heads for the dressing room after the gold medal award, left to right, Earl Young, Otis Davis, Glenn Davis, and Jack Yerman.

Italian Cyclists Barely Missed Sweep Of All Gold Medals: U. S. A. Showing Is Creditable

ITALY'S renowned all-around team, led by freshly crowned world champion Sante Gaiardoni, came within a fraction of a second of completing an unprecedented sweep of the entire Olympic cycling championships.

Heading into the final race of the six-event, four-day championships, the Italians had won five titles, and 11 of their 12 riders had earned gold medals.

But in the final event—the individual road race of 109 miles—Russia's Viktor Kapitonov shaded Italy's Livio Trape by inches as both were clocked in identical times of 4 hours, 20 minutes, 37 seconds.

The Soviet's triumph not only halted the Italian parade but brought Russia its first cycling gold medal ever.

Italy finished with a grand harvest of five championships, one second and one third. The only man on the team of 12 to fail to win a gold medal was former world amateur sprint champion Valentino Gasparella, who was third in the 1,000-meter match sprint.

Gaiardoni, 21, a 5-foot-6, 149-pounder, who won the 1,000-meter time trial in Olympic and world outdoor record time of 1:07.27, swept eight straight races to capture the 1,000-meter match sprint title and become the first ever to win both of those championships in the Olympics.

Italy's other victories were in the 2,000-meter Tandem, the 4,000-meter Team Pursuit—in Olympic record time for the team race—and the Road Team Time Trial.

Russia also took four bronze medals in addition to one gold. Germany was second in four events and Belgium picked up the other silver and bronze.

* * *

Here's how the champions were crowned:

1,000-METER TIME TRIAL—Italy's Sante Gaiardoni, the last man in the field of 26 to race against the clock, turned in the fastest outdoor 1,000 ever, by amateur or pro. He was clocked in 1:07.27 for the 2½ turns around the banked, 400-meter track. Germany's Dieter Gieseler was second and Russia's Rostislav Vargashkin was third. Allen Bell of the USA was 13th in 1:11.33.

1,000-METER MATCH SPRINT — Gaiardoni swept through this event in eight straight races. This is man-against-man competition in sprints over the final 200 meters.

There was only one race in the first two rounds. After that the quarter-finals, semi-finals and finals called for best two-out-of-three. Gaiardoni never required three. In the finals, he whipped Belgium's Leo Sterchx—as he did in the world championships—in :11.1 and :11.5.

Jack Simes of the USA was beaten in his heat and in the repechages. Herbert Francis of the US lost his heat, won his first repechage and then bowed in the repechage finals to P. Van Der Touw of the Netherlands.

2,000-METER TANDEM — Italy's team of Sergio Bianchetta and Giuseppe Beghetto won this by sweeping seven straight races. They beat the USA team of Jack Hartman and David Sharp in the quarter-finals, the Netherlands in the semi-finals, and Germany in two straight races in the finals, in :10.7 and :10.8.

Hartman and Sharp had beaten Switzerland's pair of Peter Vogel and Peter Hirzel in one heat in :11.3.

4,000-METER TEAM PURSUIT — Italy's team posted the best time of the eight qualifiers in the field of 19, then beat Argentina, Russia and finally Germany by 5 seconds in the championship match race in 4:30.90. Russia topped France for third.

The US quartet of Richard Cortright, Charles Hewett, Robert Pfarr and James Rossi finished 15th in 4:49.92 in the qualifying round and was eliminated.

INDIVIDUAL ROAD RACE (109 miles)—Russia's Viktor Kapitonov and Italy's Livio Trape staged a thrilling duel all the way. At about the 85-mile mark the Russian bolted from the front pack of 17. Trape followed.

By the time they hit the 100-mile mark they had pulled about 150 seconds in front. At the finish their margin had been cut to 20 seconds as the Russian won by inches over Trape in 4:20.37. Belgium's Willy Vanden Berghen was awarded third in 4:20.57, the same time as the other contenders right down to 33rd place. Michael Hilmer was among this pack.

Lars Zebroski was 53rd in 4:28:42, Wesley Chowen 57th in 4:31:30 and Robert Tetzlaff 64th in 4:36:16.

TEAM ROAD RACE (62.14 miles)—Italy put on the pressure in the eighth lap and pulled away from Germany's early pace-setters to win comfortably in 2 hours, 14.33.53. Germany's time was 2:16.56.31. Russia was third in 2:18.41.67. The USA quartet of Freund, Hilmer, Chowen and Tetzlaff was a good 11th in 2:24.00.97.

The USA did not win a medal but the team showed to good advantage. The road race team placed 11th, its best ever, the 4,000-meter pursuit team improved 13 seconds over its 1956 performance, and Michael Hilmer, in lying for 12th with a time just 20 seconds behind the champion, provided the USA with its best showing ever in the individual road race.

Allen Bell of Somerville, N. J., posted a time of 1:11.33 for 13th place in the 1,000-meter time trial as compared to his 10th-place finish in the slower time of 1:12.8 in 1956 at Melbourne.

The USA was not expected to break into the first three in any race against the competition-seasoned internationalists. The major upsets were the blanking of such powers as France, the Netherlands and Australia.

The honor of winning the first championship of the entire Games went to Italy's four-man team in the Road Time Trial. The foursome of Antonio Bailletti, Ottavio Cogliati, Giancomo Fornoni and Livio Trape won the 100 kilometers (62.14 miles) in the oppressive, 93-plus heat in 2 hours, 14.33.53.

* * *

Tragedy struck the Olympics in this race. Two Danish riders, Knut Jensen and Jorgen Jorgensen, collapsed seven miles from the finish of the gruelling contest, raced under a broiling sun. Jensen died in a hospital. Hospital attendants first attributed the death to sunstroke. But an official Italian police report later said the 23-year-old Dane died of "an overdose of a stimulating drug."

Danish officials said the team trainer, under a doctor's order, had given four Danish riders tablets of Ronicol. The drug, described by doctors as comparatively mild, is used to stimulate blood circulation. It can be purchased without prescription.

As a result of Jensen's death, the Danish team withdrew from the remainder of the cycling program which was held in the midst of a torrid Roman heat wave.

Continued on page 114

CYCLING



Thorpe



Bresnan

Bell

Chowen

Cortright

Francis

Freund



Hartman

Hewett

Hiltner

Koenig

Pfarr



Rossi

Sharp

Simes

Tataloff

Zabroski

OFFICIAL SUMMARIES 1960 U.S. OLYMPIC CYCLING TRIALS, NEW YORK, N.Y.

Road Races held in Central Park, July 23-24

62.5 Mile Race, July 23

1—Michael Hiltner, Pacific Palisades, Calif.	2:31:10.5
2—Lars Zabroski, Los Altos, Calif.	2:31 10.6
3—Ray Castilaux, Buffalo, N.Y.	2:32:38.4
4—Arnold Uhrlass, Bayside, Queens, N.Y.	2:33:46.4
5—John Chowen, Woodland Hills, Calif.	2:34.27.0
6—William Hannaberg, Paterson, N. J.	2:51:32.0
7—Joe Costa, East Pepperell, Mass.	3:10:50.0

Also Raced

Ralph Guzzo, Buffalo, N.Y.; Bernard Dodd, Quincy, Mass.; George Van Meter, St. Louis, Mo.; Ed Starrs, New York, N.Y.; Hugh Starrs, Windsor Locks, Conn.; Rupert Waltz, Brooklyn, N.Y.; William Lambart, Maspeth, L.I., N.Y.; James Daley, Dunstable, Mass.; Vito Valentini, New York, N.Y.; Francois Mertens, Little Neck, L.I., N.Y.; Mihal Dimanescon, Hartford, Conn.; Dan Dimanescso, Hartford, Conn.; Tom Averia, New York, N.Y.; Alex Harshy, New York, N.Y.; Al Givens, East Norwich, N.Y.; Bob Tetzlaff, Los Angeles, Calif.; Don Miller, New York, N.Y.; Jim Donovan, New York, N.Y.; Tom Sparks, North Hollywood, Calif.; Elmer Jurjevies, New York, N.Y.; Ralph Hoppe, Jr., Bronx, N.Y.; Karl Hoppe, Indianapolis, Ind.; Eduardo Beauchamp, St. Louis, Mo.; Adolph Weiler, Boulder, Colo.; Stanley Swain, Concord, Mass.; Rocco Peter, Jr., Brooklyn, N.Y.; Franco Potenzieri, Brooklyn, N.Y.; Jack Fease, Clifton, N.J.; Barney Van der Vaik, Wayne, N.J.; Bob Best, San Francisco, Calif.; Bill Best, San Francisco, Calif.; Rinaldo Procanio, Wooster, O.; George Koenig, Oakland, Calif.; and Fritz Masarek, Chicago, Ill., did not finish.

112.5 Mile Road Race, July 24

1—Robert Tetzlaff, Los Angeles, Calif.	4:40:48.4
2—Wesley Chowen, Woodland Hills, Calif.	4:40:48.5
3—William Freund, Detroit, Mich.	4:40:48.6
4—Gordon Cortright, Los Altos, Calif.	4:40:48.7
5—Karl Napper, Indianapolis, Ind.	no time given
6—Tony Dansico, New York, N.Y.	no time given
7—Arnold Uhrlass, Bayside, Queens, N.Y.	no time given
8—Clifton Smith, Redondo Beach, Calif.	no time given
9—Skipp Sparry, San Jose, Calif.	no time given
10—Karl Frohlich, New York, N.Y.	no time given
11—	
12—George Van Meter, St. Louis, Mo.	no time given
13—Col. Joseph McKeon, Long Island, N.Y.	no time given
Note—107 other entries started but did not finish.	

4000 Meter Pursuit, July 25
Islip Speedway, Long Island

Won by James Rossi, Chicago, Ill., 5:11.1. 2—Richard Cortright, Buffalo, N.Y., 5:11.1. 3—Charles Hewett, Lake Bluff, Ill., 5:11.8. 4—Robert Pfarr, Kenosha, Wisc., 5:11.9. 5—Phil Criswell, La Mesa, Calif., 5:18.1.

1000 Meter Time Trial, July 26
Islip Speedway, Long Island

Won by Allen Bell, Somerville, N.J., 1:17.0. 2—David Sharp, Pacific Palisades, Calif., 1:17.2. 3—David Staub, Daly City, Calif., 1:17.6. 4—Jack Hartman, USA, Ft. Jay, 1:18.6. 5—Nick Van Male, Berkeley, Calif., 1:18.9.

1000 Meter Match Race, July 28
Floating Meadow Track, Flushing, N.Y.

Won by Jack Simes, 3rd, Westwood, N.J., (best ½ mile) 1:21's. 2—Herbert Francis, New York, N.Y., 1:21.2. 3—Jack Hartman, Buffalo, N.Y., 1:22.2. 4—Pat Dicolitonio, Buffalo, N.Y. 5—Ed Lynch, Los Angeles, Calif. No match race series, time is taken for the last ½ mile.

CYCLING

Continued from page 113

Italy's champions also included the 2,000-meter Tandem of Sergio Bianchetto and Giuseppe Beghetto, and the 4,000-meter Pursuit team of Luigi Arienti, Franco Testa, Mario Vallotto and Marino Vigna. The pursuit team's time of 4:30.90 smashed the Olympic record of 4:37.4 set by another Italian quartet in 1956. The 1960 team had even better times in the heats, including one of 4:28.88.

In the individual road race, Hiltner, a 19-year-old UCLA student from Pacific Palisades, Calif., actually came close to a medal. There was a mad mob scene behind the first two finishers. Every rider from third place to 33rd was given the same time of 4:20.57.

* * *

Hiltner earned his place on the team by winning the 62.5 mile race in New York's Central Park on July 23. The Olympic Trials were held both in Central Park (July 23-24) and on a midget auto track, at Islip, N. Y., July 25-26, 28.

Other members of the 15-man team included:

ROAD RACE—Wesley Chowen, 21, Woodland Hills, Calif.; William Freund, 19, Detroit; George Koenig, 24, Los Altos, Calif.; Robert Tetzlaff, 24, Los Angeles, and Lars Zebroski, 19, Los Altos, Calif.

1,000-METER TIME TRIAL — Allen Bell, 26, Somerville, N. J., and David Sharp, 19, Pacific Palisades, Calif.

1,000-METER MATCH TEAM—Herbert Francis, 20, New York; Jack Harlman, 23, Los Gatos, Calif., and Jack Simes 3rd, 17, Closter, N. J.

4,000-METER PURSUIT TEAM — Richard Cortright, 30, Buffalo, N. Y.; Charles Hewett, 31, Libertyville, Ill.; Robert Pfarr, 40, Kenosha, Wis., and James Rossi, 24, Chicago.

* * *

After the Trials, the team remained in New York for training under coach Walter Bresnan, Syosset, Long Island, N. Y., and manager George L. Thorpe of San Francisco.



ALL'S QUIET IN THE INFIELD where mechanics relax while watching a trial heat for 2,000 meter tandem sprint teams at the Olympic velodrome.

OFFICIAL SUMMARIES — CYCLING — 1960 OLYMPIC GAMES

FINAL RESULTS — TEAM ROAD RACE — 100 KILOMETERS
FRIDAY, AUGUST 26 — VIALE OCEANO PACIFICO (EUR)

(NOTE—Standing start time trial for teams; the times to be recorded on the third member of each team. In order to be classified, a team must finish with at least three team members having completed the whole course.)

Place	Nation	Personnel	Time
1	Italy	Antonio Bailotti, Ottavio Cogliati, Giancarlo Fornoni, Livio Trapa	2:14.33.53
2	Germany	Gustav Schur, Egon Adler, Erich Hagen, Gunter Leske	2:16.56.31
3	Russia	Viktor Kapitonav, Eugan Klevzav, Yuriy Malikhov, Alexey Petrov	2:18.41.67
4	Holland	Johannes Hugens, Cornelius Lotz, Pieter Van Kreuningen, Albert Sluis	2:19.15.71
5	Sweden	Owe Adomson, Oswald Johansson, Gunnar Johnsson, Ole Pettersson	2:19.36.37
6	Romania	Gabriel Maicoaunu, Aurel Selaru, Jon Cosma, Ludovic Zononi	2:20.18.91

Other Placings

7	France	2:24.36.38	19 Morocco	2:27.41.35
8	Spain	2:21.36.59	20 Finland	2:27.42.00
9	Switzerland	2:22.09.43	21 Australia	2:29.42.34
10	Ireland	2:23.44.16	22 Luxemberg	2:30.36.30
11	UNITED STATES*	2:23.46.19	23 Colombia	2:31.24.24
12	Argentina	2:24.51.27	24 Mexico	2:31.34.26
13	Austria	2:24.52.92	25 Portugal	2:33.19.61
14	Great Britain	2:24.59.00	26 Indonesia	2:34.29.00
15	Jugoslavia	2:25.25.15	27 Tunisia	2:36.05.54
16	Belgium	2:26.01.05	28 Algeria	2:44.55.56
17	Bulgaria	2:26.20.60	29 Malta	2:44.55.56
18	Belgium	2:27.11.12	30 Korea	2:53.09.51

NOTE—Hungary, Uruguay, Iceland did not start. San Marina was eliminated. Also Denmark did not compete.
* USA represents—WILLIAM FREUND, MICHAEL HILTNER, WESLEY CHOWEN, and ROBERT TETZLAFF.

FINAL RESULTS — 1000 METER TIME TRIAL
FRIDAY, AUGUST 26 — OLYMPIC VELODROME

Place	Name of Contestant	Representing	Time
1	Sante Gaiardoni	Italy	1.07.27
2	Dieter Gieseler	Germany	1.08.78
3	Rostislav Vargoshkin	Russia	1.08.86
4	Pieter Van Der Touw	Holland	1.09.20
5	Ian Chapman	Australia	1.09.33
6	Anesio Argenton	Brazil	1.09.96

Other Placings

7	Jean Gravaertz, BEL	1.10.23	17 Karl Barton, GRB	1.11.72
8	Josef Nuhlicka, SVK	1.10.42	18 Bertchik Nevskov, RUS	1.11.73
9	Leslie Haupt, SAF	1.10.61	19 Sandro Gaiardi, ITA	1.11.82
10	James Sene, UNG	1.10.63	20 Gunther Kriz, AUT	1.12.86
11	Warwick Dalton, NZE	1.10.68	21 Paul Nyman, FIN	1.14.11
12	Jan Derksen, HOL	1.10.91	22 Diego Calero, COL	1.14.18
13	Allen Bell, USA	1.11.32	23 Clyde Rymple, ANT	1.14.08
14	Luis Serra, URU	1.11.43	24 Ahmed Ali, PAK	1.14.94
15	Mauricio Mora, MEX	1.11.61	25 Mohamed Ashig, PAK	1.20.17
16	Michael Scob, FRA	1.11.65		

NOTE—Pedro Gava Capo, SPA, and Federico Cortes, Argentine, did not compete.

FINAL RESULTS — 1000 METER MATCH SPRINTS (SCRATCH)
MONDAY, AUGUST 29 — OLYMPIC VELODROME

Place	Name of Contestant	Representing
1	Sante Gaiardoni	Italy
2	Leo Sterchx	Belgium
3	Valentino Gasparella	Italy
4	Ronald Baensk	Australia

For 1st and 2nd Place

Gaiardoni defeated Sterchx in straight heats, 11.1 and 11.5.

For 3rd and 4th Place

Gasparella defeated Baensk in straight heats, 12.2 and 12.0.

RESULTS OF FIRST ROUND ELIMINATIONS — FRIDAY, AUGUST 26

Heat No. 1.—Won by Sante Gaiardoni, Italy, 11.7. 2—Clyde Rymple, West Indies. *Did not compete*—Mohamed Toumi, Tunisia.

Heat No. 2.—Won by Ronald Maensch, Australia, 11.7. *Did not compete*—Leslie Haupt, South Africa, and Kurt Malby, Denmark.

Heat No. 3.—Won by Sante Sterchx, Belgium, 11.4. 2—Anesio Argenton, Brazil. *Did not compete*—Petre Tache, Romania.

Heat No. 4.—Won by Mario Vanegas, Colombia, 12.4. 2—Karl Barton, Great Britain. *Did not compete*—Vasile Opreo, Romania.

Heat No. 5.—Won by Valentino Gasparella, Italy, 11.7. 2—Q. Errondonoa, Spain. 3—Martin McKay, Ireland.

Heat No. 6.—Won by Gunter Koslowski, Germany, 12.0. 2—Gilbert De Rieck, Belgium. 3—Genobio Ruiz, Mexico.

Heat No. 7.—Won by Andre Gruchet, France, 11.6. 2—HERBERT FRANCIS, UNITED STATES. 3—Mohammad Aschiq, Pakistan.

Heat No. 8.—Won by Kurt Bechsteiner, Switzerland, 11.7. 2—Luis Macine, Mexico. 3—A. R. Baloch, Pakistan.

Heat No. 9.—Won by Lloyd Binns, Great Britain, 12.0. 2—Imanat Badnieks, Russia. 3—Pieter Van der Touw, Holland.

Heat No. 10.—Won by Boris Vasiliev, Russia, 11.8. 2—Rebosa Tortella, Spain. 3—Michael Morgan, Ireland.

Heat No. 11.—Won by Antoine Pellegrino, France, 12.4. 2—Arie DeGraf, Holland. *Did not compete*—Diego Calero, Colombia.

Heat No. 12.—Won by August Rieke, Germany, 11.9. 2—JACK SIMES, UNITED STATES. 3—Anders, Finland. *Did not compete*—Jan Brown, Australia.

NOTE—All heat winners qualified directly to quarter-finals.

RESULTS OF REPECHAGES — FRIDAY, AUGUST 26

Heat No. 1.—Argenton defeated Bartan, 12.3.

Heat No. 2.—Ruiz defeated Mora, 12.2.

Heat No. 3.—De Rieck defeated Errandonez, 12.4.

Heat No. 4.—FRANCIS defeated Baloch, 12.1.

Heat No. 5.—Mucino defeated Aschig, 12.8.

Heat No. 7.—Van der Touw defeated Tortella, 12.1.

Heat No. 8.—DuGraf defeated SIMES, 11.6.

Heat No. 9.—Rymple defeated Nyman, 12.5.

Heat No. 6.—Bodnieks defeated Morgan, 12.1.

RESULTS OF REPECHAGE FINALS — FRIDAY, AUGUST 26

Heat No. 1.—Won by DeGraf, 11.8. 2—Du Rieck. 3—Ruiz.

Heat No. 2.—Won by Bodnieks, 12.5. 3—Argenton. 5—Mucino.

Heat No. 3.—Won by Van der Touw, 11.9. 2—Rymple. 3—Francis.

NOTE—First two in each heat advance to quarter-finals.

Continued on page 116

CYCLING SUMMARIES

Continued from page 115

RESULTS OF SECOND ROUND — FRIDAY NIGHT, AUGUST 26

Heat No. 1—Won by Rieke, 11.7. 2—Van der Tauw. 3—Vasiliev.
Heat No. 2—Won by Pellegrina, 11.6. 2—Rechsteiner. 3—De Rieck.
Heat No. 3—Won by Birch, 11.7. 2—Grauchet. 3—Rympie.
Heat No. 4—Won by Argentan, 11.4. 2—Boensk. 3—Gasparella.
Heat No. 5—Won by Stercha, 11.3. 2—DeGraf. 3—Vanegas.
Heat No. 6—Won by Goiardeni, 12.0. 2—Bodnieks. 3—Kozlowski.
NOTE—Winners advance to quarter-finals; others to repechage.

RESULTS OF SECOND ROUND REPECHAGES
FRIDAY NIGHT, AUGUST 26

Heat No. 1—Won by Vanegas, 11.8. 2—Grauchet. 3—DeGraf.
Heat No. 2—Won by Gasparella, 11.6. 2—Rympie. 3—Vasiliev.
Heat No. 3—Won by Rechsteiner, 11.3. 2—Kozlowski. 3—DeRieck.
Heat No. 4—Won by Boensk, 12.1. 2—Van der Tauw. 3—Bodnieks.

RESULTS OF SECOND ROUND REPECHAGE FINALS
FRIDAY NIGHT, AUGUST 26

Heat No. 1—Won by Gasparella, 11.4. 2—Vanegas.
Heat No. 2—Won by Boensk, 11.6. 2—Rechsteiner.

RESULTS OF QUARTER-FINALS — SATURDAY, AUGUST 27

Heat No. 1—Gasparella defeated Pellegrina twice, 12.0 and 11.7.
Heat No. 2—Boensk defeated Rieck twice, 12.2 and 12.0.
Heat No. 3—Stercha defeated Birch twice, 11.9 and 11.7.
Heat No. 4—Goiardeni defeated Argentan twice, 11.6 and 11.3.

RESULTS OF SEMI-FINALS — MONDAY, AUGUST 29

Stercha defeated Gasparella in two of three heats, losing first heat 11.1 but winning next two, 11.3 and 11.5.
Goiardeni defeated Boensk twice, 11.6 and 12.8.

FINAL RESULTS — 2000 METER TANDEM SPRINT RACE
SATURDAY NIGHT, AUGUST 27 — OLYMPIC VELODROME

Place	*Team Personnel*	*Representing*
1	Sergio Bianchetta Giuseppe Beghetto	Italy
2	Jurgen Simon Lothar Stober	Germany
3	Boris Vasiliev Vladimir Leonof	Russia
4	Marinus Poel Melis Gerritsen	Holland

For First and Second Place
Italy defeated Germany twice, 10.7 and 10.8.

For Third and Fourth Place
Russia won on default by Holland.

RESULTS OF FIRST ROUND ELIMINATIONS
FRIDAY, AUGUST 26

Heat No. 1—Jurgen Simon and Lothar Stober, Germany, defeated Jan Brown and Geoff Smith, Australia, 11.1.
Heat No. 2—Roland Surrugue and Michael Scab, France, won on default by A. R. Baloch and Muhammad Aschiq, Pakistan, 11.0.
Heat No. 3—Boris Vasiliev and Vladimir Leonof, Russia, defeated Marinus Poel and Melis Gerritsen, Holland, 11.2.
Heat No. 4—Giuseppe Beghetto and Sergio Bianchetta, Italy, won an default by Richard Bicsko and Andras Mosanszky, Hungary, 10.9.
Heat No. 5—David Handley and Eric Thompson, Great Britain, defeated Louis Macina and Jose Tellez, Mexico, 10.9.
Heat No. 6—Juraj Miklusica and Dusan Slavarina, Czechoslavakia, defeated Leslie Haupt and B. Sanders, South Africa, 11.0.
Heat No. 7—JACK HARTMAN and DAVID SHARP, UNITED STATES, defeated Peter Vogel and Peter Hirzel, Switzerland, 11.3.
NOTE—Winners advanced to quarter-finals; others to repechages except those who forfeited and were eliminated.

RESULTS OF FIRST ROUND REPECHAGES — AUGUST 26

Heat No. 1—Holland defeated Switzerland, 11.5.
Heat No. 2—Australia defeated Mexico, 11.5.
Final Heat—Holland defeated Australia, 11.0.

RESULTS OF QUARTER-FINALS — FRIDAY NIGHT, AUGUST 26

Heats No. 1—Italy defeated UNITED STATES twice, 10.2 and 10.5.
Heats No. 2—Russia defeated Germany twice, 11.4 and 10.5.
Heats No. 3—Holland defeated France in two of three races, losing first 10.9 and winning next two races, 10.6 and 10.9.
Heats No. 4—Germany defeated Czechoslavakia twice, 11.0 and 10.8

RESULTS OF SEMI-FINALS — SATURDAY, AUGUST 27

Heats No. 1—Italy defeated Holland twice, 10.5 and 10.8.*
Heats No. 2—Germany defeated Russia twice, 11.0 and 11.3.
* In second round, Holland's team fell, Poel breaking collarbone and Gerritsen sustaining severe bruises, with result that team had to forfeit in third place race series to Russia.

FINAL RESULTS — 4000 METER TEAM PURSUIT RACE
MONDAY, AUGUST 29 — OLYMPIC VELODROME

Place	*Nation*	*Personnel*
1	Italy	Luigi Arienti, Franco Testa, Mario Vallotto, Marino Vigna
2	Germany	Peter Groning, Manfred Kliene, Siegfried Kehler, Rolf Nitz
3	Russia	Stanislav Moskvin, Viktor Romanov,
4	France	Marcel Delattre, Henri Duez, Michel Nedelec, Jaques Suire

For First and Second Place
Italy (4.30.90) defeated Germany (4.35.78).

For Third and Fourth Place
Russia (4.34.05) defeated France (4.35.72).

RESULTS OF FIRST ROUND ELIMINATIONS
SATURDAY, AUGUST 27

Heat No. 1—Czechoslavkia (Jiroslav Cerny, Ferdinand Duchon, Jan Chlistovsky, Josef Valf) defeated Australia (Warren Scarfe, Garry Jones, Robert Whetter, Francis Brazzo), 4.42.60 to 4.48.55.
Heat No. 2—Russia (Stanislav Moskvin, Viktor Romanov, Leonid Kolumbiet, Anatoly Gorrilen) 4.40.48. No opposition.
Heat No. 3—Holland (Jacob Oudkerk, Theodorus Nikkessen, Hendrie Nijdan, Petrus Van der Lans), defeated South Africa (Dyedery Byrnes, Robert Pawlor, Charles Jonker, Roman Peacok), 4.40.64 to 4.50.26.
Heat No. 4—Denmark (John Lundgren, Leif Larsen, Jens Sorensen, Kurt Stein) defeated Great Britain (Peter Hobson, Michael Gambrill, Charles McCoy, Joseph McLeon), 4.40.80 to 4.45.23.
Heat No. 5—France (Marcel Delattre, Henri Duez, Michel Nedelec, Jaques Suire) defeated Switzerland (Walter Signer, Werner Weckert, Heinz Heirbrenner, Egon Schewitler), 4.38.84 to 4.40.10.
Heat No. 6—Italy (Luigi Arienti, Franco Testa, Mario Vallotta, Marino Vigna) defeated Germany (Peter Groning, Manfred Kliene, Siegfried Kehler, Rolf Nitz), 4.38.41 to 4.40.33.
Heat No. 7—Austria (Guenther Kitz, Peter Deimbek, Kurt Gorschel, Kurt Schein) defeated Mexico (Mauricio Mata, Javier Taboada, Jacinto Brito, Miguel Perez), 4.47.70 to 4.52.55.
Heat No. 8—UNITED STATES (RICHARD CORTRIGHT, CHARLES HEWETT, ROBERT PFARR, and JAMES ROSS) 4.49.92. No opposition.
Heat No. 9—Uruguay (Alberto Velasquez, Juan Timon, Ruben Etchebarne, Rodolfo Rodino) defeated Belgium (Romain Delaet, Barthelemy Gillard, Frans Melkebeke, Charles Robaey), 4.47.83 to 4.49.46.
Heat No. 10—Argentina (Alberto Trilla, Ernesto Contrera, Hector Agosto, Juan Brato) defeated Japan (Tetsuo Ohsawa, Kan Kubomura, Nobumita Takeuchi, Katsuya Saito), 4.44.44 to 4.53.87.
Heat No. 11—Spain (Estebeno Errandonea, Rebossa Tartarella, Miguel Martorell, Miguel Mora Garnall), 4.44.87, No opposition.
NOTE—Seven times qualify for quarter-finals.

RESULTS OF QUARTER-FINALS — SATURDAY NIGHT, AUGUST 27

Heat No. 1—Italy defeated Argentina, 4.30.98 to 4.38.17.
Heat No. 2—France defeated Czechoslavakia 4.30.82 to 4.38.73.
Heat No. 3—Holland defeated Denmark, 4.29.32 to 4.37.44.
Heat No. 4—Russia defeated Holland, 4.29.97 to 4.29.98.

RESULTS OF SEMI-FINALS — SATURDAY NIGHT, AUGUST 27

Heat No. 1—Germany defeated France, 4.33.46 to 4.37.17.
Heat No. 2—Italy defeated Russia, 4.28.88 to 4.33.01.

FINAL RESULTS
INDIVIDUAL ROAD RACE — 175.36 KILOMETERS
TUESDAY, AUGUST 30 — VIA FLAMINIA

Place	*Name of Contestant*	*Representing*	*Time*
1	Viktar Kapitonov	Russia	4.20.37.0
2	Livio Trapo	Italy	*4.20.37.0
3	Willy Vanden Berghen	Belgium	**4.20.37.0
4	Yuriy Melikhov	Russia	**4.20.37.0
5	Ian Cowie	Byrnes, South Africa	**4.20.37.0
6	Stanislaw Gazda	Poland	**4.20.57.0

* Finished inches behind the champion.
**Given same time although judges determined order of finish.

Other Placings

7	Benoni Beheyt, BEL	**4.20.57.0	43	Karl Pouli, AUT	4.21.58.0
8	J. Ernenik, JUG	**4.20.57.0	44	J. Brazier, AUS	4.21.58.0
9	J. Gastraut, FRA	**4.20.57.0	45	B. Mohammad, MAR	4.21.58.0
10	G. Tanozzi, ITA	**4.20.57.0	46	M. Ghandour, MAR	4.21.58.0
11	B. Fornalzyk, POL	**4.20.57.0	47	O. Johansson, SVE	4.21.58.0
12	Ole Ritter, DEN	**4.20.57.0	48	Ingemar Ohm, SVE	4.21.58.0
13	E. Lacombe, FRA	**4.20.57.0	49	P. Lehargon, BEL	4.21.58.0
14	F. Hamon, FRA	**4.20.57.0	50	A. Lebaschine, MAR	4.24.17.0
15	Jose Montano, MEX	**4.20.57.0	51	T. Lutzkey, GER	4.24.17.0
16	Paul Nyman, FIN	**4.20.57.0	52	Jan Chlisi, POL	4.26.04.0
17	Jaime Ortiz, MEX	**4.20.57.0	53	Ivan Lavezzi, JUG	4.26.04.0
18	A. Bulcetti, ITA	**4.20.57.0	54	D. Antypenge, SPA	4.26.42.0
19	Egon Adler, GER	**4.20.57.0	55	A. Lebaschine, MAR	4.26.23.0
20	Erich Hagen, GER	**4.20.57.0	56	J. Jonnssen, FRA	4.26.23.0
21	Gustav Schur, GER	**4.20.57.0	57	U. Hautelatti, FIN	4.26.23.0
22	Ole Ritter, DEN	**4.20.57.0	58	Ivan Lavezzi, JUG	4.26.42.0
23	M. Hilmer, USA	**4.20.57.0	59	Luis Zarate, MEX	4.26.42.0
24	Egon Adler, GER	**4.20.57.0	60	Emilio Vidal, VEN	4.28.58.0
25	Erich Hagen, GER	**4.20.57.0	61	J. Ferrara, VEN	4.28.42.0
26	Rubem Gomez, COL	**4.20.57.0	62	Lars Zobrocki, USA	4.28.42.0
27	Ole Ritter, DEN	**4.20.57.0	63	Jose Montano, MEX	4.28.58.0
28	Vic Chirino, VEN	**4.20.57.0	64	Owe Adamson, SVE	4.28.58.0
29	Ivan Lavezzi, JUG	**4.20.57.0	65	M. Tavoli, TUN	4.28.58.0
30	N. Valcic, JUG	**4.20.57.0	66	W. Chewer, USA	4.31.30.0
31	Emil Baeler, SVI	**4.20.57.0	67	Alan Grindell, AUS	4.31.41.0
32	Eugen Kaeser, UES	**4.20.57.0	68	Ernest Ruff, AUS	4.31.41.0
33	G. Saidkhuzhin, URS	**4.20.57.0	69	Alvaz, Reiz, JUG	4.31.41.0
			70	Fritz Ishteler, AUT	4.31.41.0
			71	Per Dipeval, NOR	4.31.41.0
			72	Hubert Bachli, SVI	4.36.16.0
			73	K. Twistuff, USA	4.36.16.0

Only finishers listed from 151 original entries.



United States Jumping Team Placed Second In Its Event; Australia Led All Nations

AUSTRALIA, Italy, Russia and Germany won the gold medals and the United States made its best showing since 1948 in the equestrian championships.

Lawrence Morgan, a 45-year-old Australian rancher, captured the Three-Day Event individual gold medal and led his band of daring riders to the Three-Day team title—the first Olympic equestrian championships ever won by the Aussies.

Russia furnished one of the major surprises by coming up with the dressage champion in Sergey Filatov and a fifth-placer in Ivan Kalita. Dressage usually is associated with the aristocracy of high society and the almost outmoded cavalry. This was Soviet Russia's first Equestrian gold medal, too.

The Italian brothers, Raimondo and Piero D'Inzeo, drew "braves" from their enthusiastic countrymen with a one-two finish and superb display of riding in the individual jumping and a bronze medal in the team jumping.

* * *

The Grand Prix for jumping was won for the second straight time by Germany with the improved US team second. Hans Winkler, a former stable boy for Gen. Dwight D. Eisenhower in Europe, once again led the Germans to victory. They were the only 1956 winners to retain their honors.

The US showed improvement by gaining the silver medal in jumping (the team of George Morris, Frank Chapot and William Steinkraus); a fourth place by Morris aboard Sinjon in the individual jumping, and a sixth place by Patricia (Trish) Galvin, on Bambalina, in the individual dressage. Jessica Newberry, the other US dressage entrant, was 12th on Forstrat.

In the individual jumping at Piazza di Siena in the Villa Borghese, world champion Raimondo D'Inzeo won with only 12 faults for the two rounds over a difficult course. He had a flawless ride in the first round and 12 faults in the afternoon aboard Posillipo.

His brother, Piero, put together two consistent rounds for second with 16 faults—eight in the morning and eight in the afternoon—on The Rock. Britain's David Broome was third on Sunsalve with 16-7—23. Morris, 22, of New Canaan, Conn., was fourth with 12-12—24 on Sinjon.

Hugh Wiley, 33, of Towson, Md., was seventh with 12-16—28 on Master William. Bill Steinkraus, 34, of Westport, Conn., tied for 15th with 24-13½—29—7½ on Riviera Wonder.

* * *

The Russian Filator, and his well-trained brown horse, Absinthe, went through their intricate maneuvers in masterful fashion, in the Dressage Event. Only the first five advanced to the second-day finals and the Russian scored highest on both days—1,074 and 1,070 for a winning total of 2,144 points. This ended the eight-year reign of Sweden's Major Henri St. Cyr, who finished fourth aboard L'Etoile with 1,036-1,028—2,064.

Gustav Fischer of Switzerland, on Wald, was second with 1,052-1,035 —2,087. Germany's Josef Neckerman, on Asbach, gained the bronze medal with 1,071-1,011—2,082. Russia's Ivan Kalita, on Korbey, was fifth with 1,010-997—2,007.

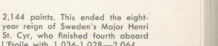

Miss Galvin, 21, the Pan American champion from Santa Barbara, Calif., was sixth with 995 points, on Rathpatrick. Miss Newberry, 21, of Australia Forks, N. Y., scored 927 with Forstrat for 12th in the field of 17.

* * *

Australia, led by Captain Lawrence Morgan, scored heavily in the cross country. Morgan had a clean ride on Salad Days, and [illegible] was equally perfect on [illegible] over a difficult course—scored only "faller course" by some [illegible]. Morgan gained 144.00 [illegible] points.

Continued on page 117

EQUESTRIAN

Continued from page 117

and Lavis 108.00 as the tough terrain claimed the lives of two horses, injuries to many others, and knocked half of the field out of competition.

When the day was over only six of the 18 nations with team entries were left and Australia had built up an almost unbeatable lead.

The USA was eliminated when David Lurie of Clayton, Mo., and Walter Staley of Mexico, Mo., didn't finish.

Lurie, on Sea Tiger, cleared 32 of the 35 obstacles but was eliminated when Sea Tiger refused four times to jump the 33rd hurdle.

Staley, on Fleet Captain, had his right shoulder pop out of joint when his mount fell. It was popped right back when Fleet Captain fell a second time. Then the 7-year-old chestnut gelding refused to continue.

A team must have at least three finishers to score in the team standings.

Australia, despite its huge lead, appeared to be in trouble, Bill Roycroft, on Our Solo, had suffered a concussion and a broken collarbone in a fall, and Brian Crago, who looked like he had second clinched, had to retire because his mount, Sabre, was unsound and unable to participate in the last day's jumping.

Roycroft, disregarding his doctor's orders, rode Our Solo to a fine ride in the jumping to clinch Australia's victory and 11th place for himself.

Morgan, with plus 7.15 points, was the individual winner on Salad Days. He was the only one with plus points. Teammate Neal Lavis, on Mirrabooka, was second with minus 16.50. Switzerland's Anton Buhler, on Gay Spark, gained the bronze medal with minus 31.21 points.

Michael Plumb, 20, of Syosset, N. Y., aboard Markham, was 15th with minus 153.46, and Michael Page, 21, of Briarcliff Manor, N. Y., on Grasshopper, was 17th with minus 172.30.

The Australian team had minus 128.18 points, Switzerland was second with minus 386.02 and France third with minus 515.71.

*

In the Grand Prix des Nations—the team jumping—Germany won with a low of 46½ faults. The team included Hans Winkler (Halla) 9¼—4—13¼, Fritz Thiedemann (Meteor) 8-8—16, and Alwin Schockemohle (Ferdl) 8½-8¾—17¼.



WILLIAM STEINKRAUS, UNITED STATES equestrian, and his mount, Riviera Wonder, successfully clear a hurdle during the Grand Prix for Jumping event for individuals at the Piazza di Siena.

INDIVIDUAL COMPETITION — JUMPING

FINAL RESULTS — WEDNESDAY, SEPTEMBER 7 — PIAZZA DI SIENA

Place	Contestant and Nation	Mount	Morn. Pen. Pts.	Aft. Pen. Pts.	Total Pen. Pts.
1	Raimondo D'Inzeo, Italy	Posillipo	0	12	12
2	Piero D'Inzeo, Italy	The Rock	8	8	16
3	David Broome, Great Britain	Sunsalve	16	7	23
4	GEORGE MORRIS, UNITED STATES	Sinjon	12	12	24
5	Hans Winkler, Germany	Halla	17	8	25
6	Fritz Thiedemann, Germany	Meteor	13½	12	25½
	Other Placings				
7	HUGH WILEY, UNITED STATES — Tied with	Master William	12	16	28
	Naldo Dasso, Argentine — And	Final	4	24	28
	Bert de Bombelle, France — Tied with	Buffalo	12	16	28
10	Istvan Sofi, Hungary	Szeplencz	12	16½	28½
11	Henrique Salvado, Portugal — Tied with	Mariingil	16	16	32
	Patricio Smythe, Great Britain	Flanagan	20	12	32
13	Carlos Delia, Argentine	Shrewbell	16	20	36
14	Max Fressen, France	Grand Veneur	8	29½	37½
15	WILLIAM STEINKRAUS, UNITED STATES — Tied with	Riviera Wonder	24	13½	37½
	Cadwt Surmor, Turkey	Tunbak	20	17½	37½
17	Francisco Goyenaga, Spain	Desiree	20½	20½	41¼
18	Pierre D'Oriola, France	Chocolat Eclair	16	25½	41½
19	Ernesto Hartkopf, Argentine	Bolivar	19¼	24½	43½
20	Dawn Wofford, Great Britain — Tied with	Hollandia	16	28	44
	German Mailhos, Uruguay	Julion	24	20	44
22	Hans Mahr, Switzerland	Lovabob III	23	21½	44½
23	Adrian White, New Zealand	Telebrae	23½	12	45¼
24	DeVall Martinez, Spain — Tied with	Charemse	23	24	47
	Rafael Paullier, Uruguay	Orapey	32	15	47
26	Mohamed Zoki, United Arab Republic — Tied with	Artos	16	32	48
	A. Schackemohle, Germany	Ferdl	35½	12¼	48
28	Gamal Marrasa, United Arab Republic	Nefertite	20	32	52
29	Kanbiro Okita, Japan	Fancy	28	28	56
30	Carlos Colombina, Uruguay	Guanaco	16	43½	59½
31	Nail Osmanli, Turkey	Inha	23½	39½	63¼
32	Vasile Pincia, Romania	Birsan	37	28	65
33	Virgil Barbuceanu, Romania	Babat	43¾	27½	71¼
34	G. Hernalsteens, Belgium	Hipparque	66	36	102

The following riders were eliminated at end of morning round or did not compete in afternoon session:

Edward O'Donohoe, Ireland (Clusin); Elwi Gozi, United Arab Republic (Mabrouk), Anders Gernandt, Sweden (Valar); Andrfy Favorsky, Russia (Manevr); Neto Rabello Leite, Brazil (Sultao); Oscar Setera de Silva, Brazil (Carita); Carlos Lopes Joao, Portugal (Ravana II); Rajar Maloney, Ireland (Loch Garman); William Rincroe, Ireland (Loch an Eospaig); Paul Weier, Switzerland (Centurian); Ferreira R. Guimaraes, Brazil (Marengo); Almeida Pereira, Portugal (Polpino); Gheorghe Lango, Romania (Rubin); Fedor Matejikov, Russia (Kover); Kyu Kim Dong, Korea (Grace); Imre Korzsc, Hungary (Aranyos); Salih Kac, Turkey (Polat); Lajos Somlay, Hungary (Okuli); M. Herreira Espinosa de los, Spain (Fruntillas); Dag Nattervqist, Sweden (Good Luck XX); Yuzo Kageyama, Japan (Eforejiat); Ernest Shabaiyo, Russia (Boston); Minn Pyung Sun, Korea (Dannfen); Bdigitte Schakoert, Belgium (Mussadin); Per Frask, Sweden (Kaukad); Edvard Budil, Austria (Feldherr).



FRANK D. CHAPOT, riding Trail Guide, hurdles a log barrier during the team competition for jumpers on the final day of the Games at Stadio Olimpico. Chapot and his teammates won the silver medal for the United States.

The USA was second with 66 and Italy third with 80½.

Bill Steinkraus, the last American rider, clinched the silver medal with an excellent ride aboard Ksar D'Esprit for only 9 faults. He had 12½ faults in the morning for a total of 21½. Frank Chapot of Wallpack, N. J., on Trail Guide, had 8-12—20, and George Morris, on Sinjon, 8½-16—24½.

The cheers of the partisan crowd were mainly for Raimondo D'Inzeo on Posillipo. He gave a brilliant exhibition and finished with the low score of the field (4-4—8) to earn Italy third place.

INDIVIDUAL COMPETITION — THREE DAY EVENT

FINAL RESULTS

Dressage at Pratoni del Vivaro — September 6-7-8

Endurance Test at Pratoni del Vivaro — September 9

Jumping Test at Piazza di Siena — September 10

Place	Contestant and Nation	Name of Mount	Dressage Points	Obst. Pen.	Endurance Test Bonus Points	Endurance Test Pen. Points	Jumping Points	Total Points
1	Lawrence Morgan, Australia	Salad Days	−121.60	0	144.00	0.00	−15.25	+7.15
2	Neale Lavis, Australia	Mirrabooka	124.50	0	108.00	0.00	0.00	−16.50
3	Anton Buhler, Switzerland	Gay Spark	89.01	0	50.80	0.00	13.00	31.21
4	Michael Bullen, Great Britain	Cottage Romance	129.00	0	66.40	0.00	0.00	67.60
5	Szyborski Marcelinew, Russia	Selnap	79.00	0	46.00	0.00	30.75	63.75
6	Jack LeGoff, France	Image	108.51	0	55.60	0.00	20.00	72.91
	OTHER FINAL PLACINGS							
7	Lev Boklyshin, URS	Bazis	103.50	20	58.40	0.00	20.25	85.35
8	Marian Babirecki, POL	Volt	127.00	0	61.60	0.00	30.00	85.40
9	Edward Harty, IRL	Harlequin	151.50	0	39.20	0.00	0.00	112.30
10	Robert Elder, CAN	Canadian Envoy	100.00	80	65.20	0.00	0.50	115.30
11	William Raycraft, AUS	Our Solo	115.62	60	56.80	0.00	0.00	118.83
12	Lucio Tosa, ITA	Rahin	135.00	0	26.40	17.20	0.00	125.80
13	Hans Schwarzenbach, SVI	Burn Trout	125.50	0	93.60	0.00	98.75	130.65
14	Gerhard Schultz, GER	Wanderlilli	119.01	0	37.60	26.40	41.50	149.31
15	MICHAEL PLUMB, USA	Markham	120.51	60	90.80	0.00	3.75	153.46
16	Ludovico Nava, ITA	Arcidosso	182.01	20	55.60	15.00	0.50	161.91
17	MICHAEL PAGE, USA	Grasshopper	137.50	120	100.80	0.00	10.00	172.30
18	Reiner Klimke, GER	Winzerin	126.51	0	35.20	60.00	22.00	173.31
19	Guennie Rochkov, RUL	Cretere	148.50	0	15.20	34.75	0.00	198.45
20	Rodolf Gunthardt, SVI	Albar	132.51	80	30.40	0.00	21.25	203.36
21	Guy Le Front, FRA	Niclos	70.50	140	14.40	2.40	10.00	208.50
22	Albert Hill, GRB	Wild Venture	174.00	120	93.20	14.00	0.00	214.80
23	John LeBey, FRA	Gordon	133.50	80	39.20	0.00	60.00	234.30
24	Norman Elder, CAN	Royal Beaver	126.51	0	0.00	17.20	30.75	234.46
25	Francis Weldon, GRB	Samuel Johnson	123.01	200	88.80	0.00	5.00	238.21
26	Giovanni Grignola, ITA	Court Hill	124.50	60	1.60	15.60	12.00	240.50
27	Anthony Cameron, IRL	Sonnet	136.00	120	25.20	0.00	20.75	251.55
28	Ib Bjorkf, DAN	Lokai	73.50	200	32.00	24.80	10.00	276.30
29	Cesar Madelon, ARG	Calbera	130.50	120	0.00	54.80	2.00	307.30
30	Tom Dudgeon, IRL	Carrineagh	140.50	120	0.00	44.40	3.75	310.65
31	Vassil Tzolov, BUL	Egoist	163.00	60	0.00	125.60	22.75	371.35
32	Arne Jansen, DAN	Poker	130.50	60	12.00	114.00	0.00	386.50
33	Wilhelm Fleischer, ROM	Naniasz	153.51	140	0.00	135.20	10.00	428.71
34	Oscar Rexer, ROM	Adjud	182.50	200	21.60	136.40	12.25	509.55
35	Mario Delgado, POR	The Man From	138.00	428	49.60	164.00	12.75	693.15
X	Brian Crago, AUS	Sabre	132.51	0	0.00	ALL	Eliminated*	
X	Harry Freeman, IRL	St. Finbarr	140.01	0	75.60	0.00	Eliminated	
X	Andrzej Ozias, POL	Krakosz	135.51	20	6.40	8.40	Eliminated	
X	Ragnar Gustafsson, SVE	Don	118.00	60	25.60	8.40	Eliminated	
X	Norman Arthur, GRB	Blue Jeans	102.00	80	39.20	47.60	Eliminated	
X	Pierre Durand, FRA	Guilliano	130.50	140	67.20	0.00	Eliminated	

* Horse badly injured, could not compete in jumping test. Had ranked 2nd prior to jumping test.

The following were eliminated during the endurance test: DAVID LURIE, USA (Sea Tiger); Milschew, BUL (Gloria); Boris Konjkov, URS (Gyosa); WALTER STALEY, USA (Fleet Captain); Martinez de Valleja, SPA (Peyoba); Thomas Geyford, CAN (Pepper Knowes); Klaus Wagner, GER (Ralf III); Frantisek Hrusik, CSV (Chmri); Andrei Kodar, ROM (Mures II); Constantin Yankov, BUL (Greibel); Yuriy Smyslov, URS (Rogistrata); Silva Duarte, POR (Heelaberg); Erbiaon, CAN (Ramo); Rolf Ruff, SVI (Gentlewan III); Andrzej Kabylinski, POL (Walbarz); Ignacio [illegible] (Desidia); Olle Barkander, SVE (Emir); Queipo De

EQUESTRIAN SUMMARIES

Continued from page 119

INDIVIDUAL DRESSAGE

FINAL RESULTS — PIAZZA DI SIENA

Place	Contestant and Nation	Mount	Sept. 5 Points	Sept. 6 Points	Total Points
1	Sergey Filatov, Russia	Absinthe	1074	1070	2144
2	Gustav Fischer, Switzerland	Wald	1052	1035	2087
3	Josef Neckermann, Germany	Asbach	1071	1011	2082
4	Henri St. Cyr, Sweden	L'Etoile	1036	1028	2064
5	Ivan Kalita, Russia	Korbay	1010	997	2007
6	PATRICIA GALVIN, UNITED STATES	Bothpatrick	995	—	995
	Other Placings				
7	Rosemary Springer, Germany	Doublette	985	—	985
8	Henry Chammartin, Switzerland	Wallstetrich	978	—	978
9	Yngve Nisbke, Sweden	Gaspori	975	—	975
10	Antonio Nogueira, Portugal	Warrior	948	—	948
11	Lillian Williams, Great Britain	Model	939	—	939
12	JESSICA NEWBERRY, UNITED STATES	Favorat	927	—	927
13	Johanna Hall, Great Britain	Caprice	838	—	838
14	Frantisek Sanbora, Czechoslovakia	Iva	832	—	832
15	Jorge Cavati, Argentina	Vidriera	828	—	828
16	Georgayiov Lekarski, Bulgaria	Edgard	799	—	799
17	Luis Mena Silva, Portugal	Adonis	775	—	755

NOTE—Only top five scores on first day of competition were advanced to the finals.

TEAM COMPETITION — JUMPING

FINAL RESULTS — MONDAY, SEPTEMBER 11 — STADIO OLYMPICO

Place	Nation and Personnel plus (Mount)	Mem. Pts.	Penalties Aft. Pts.	Total Points
1	Germany	23¼	20¾	46½
	Hans Winkler (Halla)			
	Alwin Schockemohle (Ferdl)			
	Fritz Thiedemann (Meteor)			
2	UNITED STATES	29	37	66
	GEORGE MORRIS (Sinjon)—24½			
	FRANK CHAPOT (Trail Guide)—2D			
	WILLIAM STEINKRAUS (Bar D'Espit)—21½			
3	Italy	FNA	FNA	80½
	Antonio Oppes (The Scholar)			
	Piero D'Inzeo (The Rock)			
	Raimondo D'Inzeo (Pasillipo)			
4	United Arab Republic	FNA	FNA	135½
	Elwi Gozi (Mabrouk)			
	Mohamed Zaki (Artax)			
	Gamal Hamza (Nefertiti)			
5	France	FNA	FNA	168¾
	Max Pesson (Grand Veneur)			
	Bernard de Bonbella (Buffalo)			
	Pierre Jonqueres D'Oriola (Eclair ou Chocolat)			
6	Romania	FNA	FNA	175
	Virgil Barbuceanu (Robot)			
	Vasile Pinciu (Birsan)			
	Gheorghe Longo (Rubin)			

FNA—figures not available.



Hugh Wiley, USA, on Master William, tied for seventh in individual jumping for Olympic equestrian entries at Piazza di Siena.

THREE DAY EVENT

FINAL RANKINGS — TEAM COMPETITION

THREE DAY EVENT

Place	Nation and Personnel	Points
1	Australia	—128.18
	(William Roycroft, Neale Lavis, Lawrence Morgan)	
2	Switzerland	—386.02
	(Anton Buhler, Hans Schwarzenbach, Rudolf Gunthardt)	
3	France	—515.71
	(Jack LeGoff, Guy LeFrant, Jehan LeRoy)	
4	Great Britain	—516.21
	(Michael Bullen, Albert Hill, Francis Weldon)	
5	Italy	—528.21
	(Lucio Tasso, Ludovico Nava, Giovanni Grignolo)	
6	Ireland	—674.00
	(Edward Harty, Anthony Cameron, Ian Dudgeon)	

NOTE—No other nations had complete team in final event to be ranked.

Albert Axelrod's Bronze Medal In Foils Best For U. S. A. Fencers; Sabre Team Was Fourth

RUSSIA, Italy, Hungary and Germany shared honors in the white marble Palace of Congresses.

While the four European nations in the record field of 43 countries divided the gold medals, the USA finally ended its medal drought in individual competition when Albert Axelrod, 39, a three-time Olympian, captured third place in the foils championship.

In addition, the American saber entrants placed fourth in the team competition, the best since they took third in 1948, and the foils team finished in the final eight.

Russia topped Italy in total medals, 7 to 6, and 4 gold medals, 3 to 2.

The Russians won the men's individual foils title and both the men's and women's team foils championships. In the men's foils, Viktor Zhdanovich, a 22-year-old teacher, succeeded two-time Olympic champion Christian D'Oriola of France, who finished eighth, and in the team tournament the Russians beat Italy, the defenders, in the finals. Team competition in women's foils was held for the first time.

Italy retained both titles in the epee and Hungary maintained tradition by taking the two saber championships. Giuseppe Delfino, a 38-year-old Italian, defeated Britain's Allan Jay 5-2 in a fence-off for the epee crown.

Delfino's victory made it three straight for Italy in individual competition and the team triumph was the Italian's sixth in a row in the Olympics.

Hungary's victory streaks in the saber are even longer. Rudolf Karpati, the defender, scored his second straight victory and Hungary's seventh consecutive in the individual saber. He led the team to Hungary's seventh successive team triumph. The Hungarians have swept the saber since 1924.

* * *

Heidi Schmid, a 21-year-old violinist, won the women's foils to give Germany its first fencing gold medal ever in the Olympics. The fraulein's father is her master and her mother and brother also fence.

In the men's foils, Zhdanovich won all seven of his matches in the eight-man final. His teammate, Yuriy Sisikin, was second with five victories. Axelrod, Poland's Witold Woyda (fourth) and Russia's Mark Midler (fifth) all had four victories. In the three barrages Axelrod beat both Woyda (5-4) and Midler (5-3) for the bronze medal. Woyda defeated Midler (5-2) for fourth.

D'Oriola apparently was unable to concentrate in the sweltering heat, and won only one bout in the final round.

Gene Glazer, 20, of New York University, and Joseph Paletta, 22, of the Naval Academy, were eliminated in the second round.

The injury to Axelrod proved costly in the foils team competition. The 6-foot, 190-pounder pulled a leg muscle in the first round of the direct eliminations against Luxemberg and was replaced by Harold Goldsmith, 30, of New York. The US defeated Luxemberg, 9-5, but was eliminated in the quarter-final round by Italy, one of the four seeded teams, 9-0.

* * *

The USA had to eliminate three teams to Italy's one and consequently the Italians were much fresher for the contest. Italy bowed to Russia in the final, 9-4.

The US team also included Glazer, Paletta and Dr. Daniel Bukantz, 42, New York, one of the four four-time Olympians on the men's and women's squads.

Delfino, a giant of a man with tremendous patience and unexpected speed, made the most of Jay's mistakes in their barrage for the epee rifle. Russia's Bruno Khabarov, the world champion, defeated Hungary's Jozsef Sakovits in a barrage (8-7) for third place after each had scored four victories in the finals to five for Delfino and Jay.

In the team contest, Italy defeated Britain, 9-5, as Delfino earned another gold medal and Jay took a second silver prize.

David Micahnik, 21, of Wilkes-Barre, Pa., was eliminated in the second round of the epee while Ralph Spinello, 37, Waterbury, Conn., and James Margolis, 24, a Navy Lieutenant from New York, were knocked out in the first round.

In the team competition, the same three plus Henry Kolowrat, 27, New Haven, Conn., and Roland Wommack, 23, an Ensign from the Naval Academy, were eliminated in the first round of direct eliminations by Britain's silver medalists, 9-5. The Americans had defeated Portugal 10-6, and lost to Italy, 9-2.

* * *

Karpati took the saber final with five victories. There was a four-way tie for second on four victories. In the fence-offs, Hungary's Zoltan Horvard took second, Italy's Wladimiro Calarese third, France's Claude Arabo fourth, and Poland's Wojchiech Zabdocki fifth.

Michael Dasaro, 22, New York, Alfonso Morales, 23, Tucson, Ariz., and Allen Kwartler, 42, a three-time Olympian from Yonkers, N. Y., advanced to the quarter-finals before they were eliminated.

Hungary edged Poland, 9-7, for the saber championship and Italy downed the United States, 9-6, for third place. Hungary had beaten Italy, 9-6, and Poland had defeated the USA, 9-3, in the semi-finals.

The Americans previously had eliminated Russia, 8-8 (65 to 67 on hits), with Dr. Tibor Nyilas, 46, a four-time Olympian from New York, scoring four victories. The team also included

FENCING

Kwartler, Dasaro, Morales, Richard Dyer, 30, Drexel Hill, Pa., and competing manager George Worth, 45, New York, another four-time Olympian.

* * *

Fraulein Schmid paced the women's field with six victories in the final. Russia's Valentina Rastvorova (5) was second and Romania's Maria Vicol (4) third.

The three Americans were eliminated in the first round. They included Harriet King, 25, New York; Janice-Lee Romary, 32, Tarzana, Calif., and Evelyn Terhune, 28, of Glen Rock, N. J. The same three plus Judy Goodrich, 21, Lapeer, Mich., and Mrs. Maxine Mitchell, 43, a three-time Olympic member from Los Angeles, were eliminated in the first-round pool of the team tournament.

Russia defeated Hungary, 9-3, for first and Italy tumbled Germany, 9-3, for third.

Dr. Bukantz doubled as the manager of the fencing squad. Goldstein of Yonkers, N. Y., was the team captain; Andre Lavigne of the Naval Academy was his coach and Carmine Nardiello [illegible]



FENCING

Continued from page 121

Edwin Purdy of Fairfield, Calif., the armorer.

The team was picked on the basis of results in the 1959 and 1960 National fencing championships, the 1958 world championships and the 1959 Pan American Games.

The 1960 Nationals at the Hotel Commodore in New York, July 3-9, drew a record field of 289.

OFFICIAL SUMMARIES 1960 U.S. OLYMPIC FENCING TRIALS & NATIONAL CHAMPIONSHIPS

Hotel Commodore, New York, N.Y.
July 3-9

NOTE: All Olympic Team Selections based on performance in 1958 World Meet, 1959 and 1960 National Championships, and 1959 Pan American Games.

MEN'S FOIL (Final round only)—won by Albert Axelrod, Salle Santelli, (5-2). 2—Dr. Hugh Joseph Paletta, U.S. Navy (5-2). 3—Peter Westbrook, U.S. Fencers Club (4-3). 4—Gene Glazer, New York University (4-3). 5—Herbert Cohen, New York University (4-3). 6—Martin Davis, Salle Santelli (3-4). 7—Dr. Daniel Bukantz, New York Fencers Club (2-5). 8—Lawrence Silverman, Salle Calvert, Chicago (1-6).

NOTE: Axelrod defeated Paletta 5-2 in fence-off for championship. Other placings (3rd, 4th, and 5th) determined on touches against.

MEN'S EPEE (Final round only)—won by David Micahnik, Wilkes-Barre, Pa. (7-0). 2—Ralph Spinella, New York A.C. (5-2). 3—Lt. James Margolis, U.S. Navy (4-3). 4—Lt. Robert Beck, U.S. Navy (3-4). 5—William Andre, Boston, Mass. (3-4). 6—Fred Duncan, New York University (3-4). 7—Jerry Halpern, New York University (2-5). 8—Paul Levy, Salle Csiszar (1-6). Final placings (4th, 5th, 6th) determined on touches against.

MEN'S SABRE (Final round only)—won by Eugene Hamroy, Salle Csiszar (5-2). 2—Thomas Orley, Pannonia A.C. (5-2). 3—Michael Dasaro, New York University (4-3). 4—George V. Worth, Salle Santelli (4-3). 5—Dr. Tibor Nyilas, New York A.C. (3-4). 6—Csaba Pallaghy, New York A.C. (3-4). 7—Richard Dyer, Philadelphia (2-5). 8—Allan Kwartler, Salle Santelli (2-5). Hamroy defeated Orley in fence-off for championship, other placings where tied determined on touches against.

WOMEN'S FOIL (Final round only)—won by Mrs. Janice Lee-Romary, Torrance, Calif. (6-1). 2—Evelyn Terhune, Salle Santelli (6-1). 3—Harriet King, Salle Lucia (4-3). 4—Lillian Schnack, N.Y. Fencers Club (3-4). 5—Mrs. Maxine Mitchell, Los Angeles, Calif. (3-4). 6—Tommy Angell, Los Angeles, Calif. (2-5). 7—Mrs. Louise Dyer, Philadelphia, Pa. (2-5). 8—Judy Goodrich, Lapeer, Mich. (2-5). In fence-off, Romary defeated Terhune 4-1.



ALBERT AXELROD, ONLY USA fencer to win an Olympic medal, is shown on the victory stand (right), with Russia's silver medal winner, Yuriy Sisikin (left) and its champion, Viktor Zhdanovich (center) during ceremonies for the individual foil winners.

All competition held at the Palazzo dei Congressi (EUR).

MEN'S FOIL EVENTS

FINAL INDIVIDUAL STANDINGS
MEN'S FOIL

Place	Contestant and Nation	Bouts W	Bouts L
1	Viktor Zhdanovich, Russia	7	0
2	Yuriy Sisikin, Russia	5	2
3	ALBERT AXELROD, UNITED STATES*	4	3
4	Witold Woyda, Poland*	4	3
5	Mark Midler, Russia*	4	3
6	Roger Closset, France[2]	3	4
7	Bill Hoskyns, Great Britain[2]	3	5
8	Christian D'Oriola, France	1	6

[1] Final placing determined on fencoff. (Axelrod defeated Woyda 5-4, Midler 5-3; Woyda defeated Midler 5-2.)
[2] Final placing determined on touches (Closset 6, Hoskyns 5).

Results of Final Round Matches

Thursday, September 8

Zhdanovich defeated Midler 5-4, Sisikin 5-4, Axelrod 5-2, Hoskyns 5-3, Woyda 5-2, Closset 5-2, and D'Oriola 5-3.

Sisikin defeated Midler 5-4, Axelrod 5-2, Hoskyns 5-1, D'Oriola 5-4, and from Closset by default.

AXELROD defeated Midler 5-2, Woyda 5-3, D'Oriola 4; and from Closset by default.

Woyda defeated Sisikin 5-3, Hoskyns 5-3, D'Oriola 5-2, and from Closset by default.

Midler defeated Hoskyns 5-1, Woyda 5-4, D'Oriola 5-0, and from Closset by default.

Closset defeated Midler 5-3, Hoskyns 5-3, then withdrew because of injury.

Hoskyns defeated Axelrod 5-4, D'Oriola 5-4, D'Oriola defeated Closset 5-2.

RESULTS OF FIRST ELIMINATION ROUND

Monday, August 29

(Won-and-lost indicated in parenthesis)

Pool 1

Qualifiers—Christian D'Oriola, France (5-1); Tim Gerrehein, Germany (4-2); Ralph Cooperman, Great Britain (4-2).

Eliminated—Linares Quintero, Venezuela (3-2), Moustafa Sahein, United Arab Republic (2-4), Michael Sidnell, Australia (2-4), Pedro Marcel, Portugal (1-5).

Pool 2

Qualifiers—Witold Woyda, Poland (4-0); Luigi Carpenda, Italy (3-1); Roger Closset, France (3-1).

Eliminated—Robert Schiel, Luxemburg (1-3), Norbert Brehm, Austria (0-4).

NOTE—George Saev, Bulgaria, other entrant did not compete.

Pool 3

Qualifiers—Allan Bray, Great Britain (5-0); Jean Cerattini, Switzerland (3-2); Tunasu Marcuan, Romania (2-3).

Eliminated—Franck Delhom, Belgium (2-3)*; Boris Shevtsov, Russia (2-3)*; Leif Klette, Norway (1-4).

* Marcuan won fencoff by defeating Delhom and Stavran.

Pool 4

Qualifiers—Bill Hoskyns, Great Britain (6-0); Mihaly Fulop, Hungary (5-1); Moyo, Spain (3-3)*.

Eliminated—Hans Lagerwall, Sweden (3-3)*; Henri Marc, Monaco (2-4); Svillen Rojenko, Mexico (1-5). Raoul Barouch, Tunisia (1-5).

* Moyo was fencoff by defeating Lagerwall.

Pool 5

Qualifiers—Jeno Kamuti, Hungary (4-2); GENE GLAZER, UNITED STATES (4-2); Jan Rozycki, Poland (4-2).

Eliminated—Garcia, Venezuela (3-3); Gilbert Gregoire, Monaco (2-4); Goran Abrahamson, Sweden (1-5); Diez, Spain (1-5).

NOTE—Glazer defeated Orango 5-1; Garcia 5-1; Abrahamsson 5-3; and Diaz 5-4; lost to Rozycki 5-4 and to Kamuti 5-1.

Pool 6

Qualifiers—Viktor Zhdanovich, Russia (4-1); Attila Csipler, Romania (4-1); Gonzales, Spain (2-3)*.

Eliminated—Juan Paladino, Uruguay (2-3)*; Jacques Debeur, Belgium (2-3)*; Brian Pickwarth, New Zealand (1-4).

* Gonzales won fencoff by defeating Paladino and Debeur.

Pool 7

Qualifiers—Alberto Pellegrino, Italy (4-2); Ion Drimba, Romania (4-2); Andre Verhofst, Belgium (4-2).

Eliminated—Carl Schwende, Canada (2-4); Brian Hamilton, Ireland (1-5); Emilio Echeverri, Colombia (1-5); Mohamed Benjelloun, Morocco (0-6).

Pool 8

Qualifiers—Eberhard Mehl, Germany (5-0); Ryszard Parulski, Poland (4-1); ALBERT AXELROD, UNITED STATES (3-2).

Eliminated—Jaime Duque, Colombia (1-4); Claude Pelledel, Switzerland (1-4); Abderraouf El Fassy, Morocco (0-5).

NOTE—Axelrod defeated El Fassy 5-2, Duque 5-2, Pelledel 5-2; lost to Mehl 5-1, Parulski 5-1.

Pool 9

Qualifiers—Mitsuyuki Funamizu, Japan (4-1); Mark Midler, Russia (3-2); JOSEPH PALETTA, UNITED STATES (3-2).

Eliminated—Michel Steininger, Switzerland (2-3); Ahmed El Hussaini, United Arab Republic (2-3); Orlando Acinbois, Portugal (1-4).

NOTE—Paletta defeated Midler 5-4, Steininger 5-3; El Hussaini 5-3; lost to Funamizu 5-3; to Acinbois 5-4.

Pool 10

Qualifiers—Jean Link, Luxemburg (5-1); Laszlo Kamuti, Hungary (5-1); Brian McCowage, Australia (4-2).

Eliminated—Heizaburo Ohkawa, Japan (3-3); Orvar Lindwall, Sweden (2-4); Charles El Gressy, Morocco (0-6); Jaun Tran Van, Vietnam (0-5).

Pool 11

Qualifiers—Yuriy Sisikin, Russia (4-2); Raul Cicero, Mexico (4-2); Jean Magnan, France (4-2).

Eliminated—Ivan Land, Australia (1-5); El Kaliouby, United Arab Republic (1-5); Kazuhiko Tabuchi, Japan (1-5); Barrega, Puerto Rico (1-5).

Pool 12

Qualifiers—Huncal Jaus Gruber, Venezuela (5-1); Jurgen Brecht, Germany (4-2); Mario Curletta, Italy (4-2).

Eliminated—Edouard Didier, Luxemberg (2-3); Assen Diovkovsky, Bulgaria (2-3); Harry Thuillier, Ireland (1-5); Jean Khayat, Tunisia (1-5).

RESULTS OF SECOND ELIMINATION ROUND

Monday, August 29

Pool A

Qualifiers—D'Oriola (3-1); Pallegrina (3-2); Parulski (3-2); and Muresanu (3-2).

Eliminated—Cerattini (2-3); Gonzales (0-4).

Pool B

Qualifiers—Woyda (4-0); Sisikin (3-2); Brecht (3-1); Curletta (2-2).

Eliminated—Cooperman (1-4); Drimba (0-4).

Pool C

Qualifiers—J. Kamuti (4-1); Closset (3-2); Jay (2-3)*; GLAZER (2-3)*.

Eliminated—Funamizu (2-3)*; Csipler (2-3)*.

* Jay defeated Funamizu and Csipler in fencoff; Glazer defeated Jay and Funamizu; Funamizu defeated Csipler. Csipler defeated Glazer.

NOTE—Glazer defeated Jay 5-4, Closset 5-1; lost to Kamuti 5-3; to Funamizu 5-1; and to Csipler 5-4 in regular round.

Pool D

Qualifiers—Magnan (4-0); Hoskyns (3-1); AXELROD (3-1); Gruber (2-2).

Eliminated—L. Kamuti (0-4), Moyo (0-4).

Pool E

Qualifiers—Gerresheim (5-0); Carpenda (3-1); Midler (2-2); Rozycki (2-2).

Eliminated—Link (1-4), McCowage (0-3).

Pool F

Qualifiers—Mehl (4-1); Zhdanovich (3-1); Fulop (3-2); Verhalle (2-2).

Eliminated—PALETTA (1-3); Cicero (0-4).

NOTE—Paletta defeated Fulop 5-4; lost to Mehl 5-4; to Zhdanovich 5-0; and to Verhalle 5-0.

Axelrod defeated Gruber 5-1, Kamuti 5-2, and Moyo 5-4; lost to Magnan 5-2.

RESULTS OF QUARTER-FINAL ROUND

Monday, August 29

Pool A

Qualifiers—Parulski (4-1); Midler (4-1); D'Oriola (3-2).

Eliminated—Carpenada (2-2)*; GLAZER (1-4); Brecht (0-4).

* D'Oriola defeated Carpenada in fencoff. NOTE—Glazer defeated Brecht 5-3 but lost to Parulski 5-2; to Midler 5-1; to D'Oriola 5-4; and to Carpenada 5-1.

Pool B

Qualifiers—Hoskyns (4-1); Sisikin (3-2); Woyda (2-2)*.

Eliminated—Curletta (2-2)*; Verhalle (2-2)*.

* Woyda defeated Kamuti, Curletta defeated Woyda, and Kamuti defeated Curletta in fencoff; qualifier determined on least number of touches subtracted.

Pool C

Qualifiers—AXELROD (4-1)*; Mehl (3-2); Fulop (3-2)*.

NOTE—Axelrod defeated Magnan 5-1, Fulop 5-3; Jay 5-3; and Hoskyns 5-4, but lost to Mehl 5-4.

Pool D

Qualifiers—Zhdanovich (4-0); Rozycki (3-1); Closset (2-2).

Eliminated—Pellegrina (2-3); Gerresheim (1-3); Gruber (0-4).

RESULTS OF SEMI-FINAL ROUND

Tuesday, August 30

Pool A

Qualifiers—AXELROD (3-2); Parulski (3-2); Zhdanovich (3-2)*; D'Oriola (3-2)*.

Eliminated—Fulop (2-3)*; Closset (2-3)*.

* D'Oriola defeated Fulop in fencoff; Closset defeated Axelrod in fencoff.

Continued on page 124



DAVID MICAHNIK, USA epee representative, watches while Armorer Edwin Purdy repairs weapon in Olympic Village headquarters.

FENCING SUMMARIES

Continued from page 123

NOTE—Axelrod defeated D'Oriola 5-2; Porubski 5-3; and Pulap 5-1; but lost to Woyda 5-1 and to Zhdanovich 5-2.

Pool B

Qualifiers—Midler (4-1); Siskin (3-2); Classet (3-2); Hoskyns (2-3)*.

Eliminated—Rozycki (2-3); Mehl (1-4).

* Hoskyns defeated Rozycki in fenceoff.

FINAL TEAM RANKINGS — MEN'S FOIL

1 Russia
(Mark Midler, Yuriy Sisikin, German Sveshnikov, Viktor Zhdanovich)

2 Italy
(Aldo Aureggi, Luigi Carpenedo, Mario Curletto, Edoardo Mangiarotti, Alberto Pellegrino)

3 Germany
(Jurgen Brecht, Tim Gerresheim, Eberhard Mehl, Jurgen Theuerkauff)

4 Hungary
(Ferenc Cvikovszky, Mihaly Fulop, Jozsef Gyuricza, Jeno Kamuti, Laszlo Kamuti, Jozsef Szekely)

Championship Match
Friday, September 2

Russia—9 Italy—4
(Zhdanovich defeated Curletto 5-2; Mangiarotti 5-4; Carpenedo 5-1; and Pellegrino 5-2. Midler defeated Pellegrino 5-2; Curletto 5-2; and Mangiarotti 5-3. Siskin defeated Pellegrino 5-3. Sveshnikov defeated Curletto 5-2. Carpenedo defeated Sveshnikov 5-4 and Siskin 5-2. Pellegrino defeated Sveshnikov 5-1. Mangiarotti defeated Siskin 5-1.)

Fencedoff for Third and Fourth Place
Friday, September 2

Germany—9 Hungary—5
(Brecht 3 wins; Gerresheim 3; Mehl 2; Theuerkauff 1. J. Kamuti 2, Cvikovszky 2, Fulop 1, L. Kamuti 0).

Results of Semi-Finals
Friday, September 2

Russia—9 Germany—3
Italy—8 Hungary—8*
* Italy winner on touches 65-68).

Results of Quarter-Finals
Friday, September 2

Italy—9 UNITED STATES—0
(Pellegrino 3 wins; Carpenedo 2, Curletto 2, Aureggi 1. USA fencers—GENE GLAZER, HAROLD GOLDSMITH, JOSEPH PALETTA, AND DANIEL BUKANTZ)

Hungary—9 Great Britain—7
Russia—9 Poland—6
Germany—8 France—8
(Since each had 61 touches, the tie was broken by single match, Gerresheim of Germany defeating D'Oriola, Italy, 5-0).

Results of First Round Eliminations
Thursday, September 1

Germany—9 Romania—2
Poland—6 United Arab Republic—3
Great Britain—9 Belgium—2
UNITED STATES—9 Luxembourg—5
(BUKANTZ 3 wins; PALETTA 3; GLAZER 2, GOLDSMITH 1. For Luxemburg—Link 2, Sobiel 2, Didier 1, Theisen 0).
Drew byes—Russia, France, Italy, and Hungary.

Results of Preliminary Pool Eliminations
Thursday, September 1

Pool A

Luxemburg—10 Australia—6
France—11 Australia—3
France—9 Luxemburg—4
Eliminated—Australia.

Pool B

Sweden forfeited to United Arab Republic
Hungary—9 United Arab Republic—2
Sweden forfeited to Hungary.
Eliminated—Sweden.

Pool C

Spain forfeited to Romania.
Italy—9 Romania—2
Spain forfeited to Italy.
Eliminated—Spain.

Pool D

Belgium—10 Japan—6
Russia—13 Japan—3
Russia—9 Belgium—1

Pool E

Great Britain—14 Venezuela—2
Germany—14 Venezuela—2
Germany—9 Great Britain—5
Eliminated—Venezuela.

Pool F

Poland—16 Morocco—0
UNITED STATES—16 Morocco—0
(GLAZER, GOLDSMITH, PALETTA and ARTOLL, each had 4 wins).
UNITED STATES—9 Poland—8
(BUKANTZ, PALETTA, AND GLAZER each had 3 wins; GOLDSMITH none. For Poland—Porulski, Rozycki, and Woyda, 1 each; Franczke 0).

RECAPITULATION OF
UNITED STATES INDIVIDUAL VICTORIES

	1nd.		Team	
U. S. Fencer	W	L	W	L
ALBERT AXELROD	19	9	4	0
GENE GLAZER	9	10	4	0
JOSEPH PALETTA	4	5	10	4
DANIEL BUKANTZ	4	*	6	4
HAROLD GOLDSMITH	*	*	6	4
	32	24	34	18

66 42

* Did not compete.

WOMEN'S FOIL EVENTS
FINAL INDIVIDUAL STANDINGS
WOMEN'S FOIL

Place	Contestant and Nation	Bouts W	L
1	Adelheid Schmid, Germany	6	1
2	Valentina Rastvorova, Russia	5	2
3	Maria Vicol, Romania	*4	3
4	Galina Gorokhova, Russia	*4	3
5	Olga Orban, Romania	*4	3
6	Elzbieta Pawlas, Poland	*4	3
7	Maria del Pilar Roldan, Mexico	**2	5
8	Waltraut Ebert, Austria	0	6

* Final placings on fencedoff: Vicol defeated Gorokhova and Orban; Gorokhova defeated Orban.

** Final placings determined on last round touches: Rastvorova 10 touches received, Vicol 22, Roldan 25.

Results of Final Round Matches
Thursday, September 1

Schmid defeated Roldan 4-1; Gorokhova 4-2; Ebert 4-0; Vicol 4-1; Rastvorova 4-3; and Orban 4-2.

Rastvorova defeated Gorokhova 4-1; Pawlas 4-0; Roldan 4-0; Ebert 4-0, and Vicol 4-3.

Vicol defeated Orban 4-0; Pawlas 4-2; Roldan 4-2; and Ebert 4-3.

Gorokhova defeated Ebert 4-2; Pawlas 4-0; Vicol 4-3; and Roldan 4-2.

Orban defeated Rastvorova 4-1; Gorokhova 4-3; Pawlas 4-2; Ebert 4-2.

Pawlas defeated Roldan 4-0, Schmid 4-2. Roldan defeated Ebert 4-3; Orban 4-2.

Ebert defeated Pawlas 4-3.

Results of Elimination Round Robin Pools
Wednesday, August 31

Pool A

Qualifiers—Elizbieta Pawlas, Poland (4-1); Irene Camhuy, Italy (4-1); Monique LeRoux, France (3-2).

*Eliminated—Margaret Stafford, Great Britain (2-3); Hiegn Ginsner, Austria (2-3); Ingrid Sander-Wunsh, Venezuela (0-5).

Pool B

Qualifiers—Waltraut Ebert, Austria (5-0); Bruna Colombetti, Italy (4-1); Christina Lagerwall, Sweden (4-2).

*Eliminated—Rosemarie Weiss, Germany (3-3); Claude Walter, Belgium (1-4); Johanna Wawter, Australia (1-5); M. Santisi-Baza, Venezuela (1-4).

Pool C

Qualifiers—Ildiko Rejto, Hungary (4-0); Adalheid Schmid, Germany (4-0); Jacqueline Appart, Belgium (2-2).

*Eliminated—Colette Fissch, Luxemburg (2-3); M. Voll, Spain (0-4); Maria Napolas, Portugal (0-4).

Pool D

Qualifiers—Alexandra Zabellina, Russia (4-2); Kate Dudbarre, France (4-2); Helga Mees, Germany (4-2).

*Eliminated—Daniel Van Rassen, Holland (3-3); M. Pau-Soe, India (2-4); Gloria Cachaco-Gomez, Spain (2-4); HARRIET KING, UNITED STATES (2-4).

NOTE—King defeated Mees 4-2 and Van Rassen 4-1; lost to Zabellina 4-1; to Dudbarre 4-3; to Pau-Soe 4-3; to Calon-Munoz 4-3.

Pool E

Qualifiers—Maria Vicol, Romania (4-1); Magda Kovacs, Hungary (4-1); Galina Gorokhova (3-2).

*Eliminated—M. Schow, Spain (2-2); Mary Whitby, Great Britain (1-4); Barbara Helsingius, Finland (1-4).

Pool F

Qualifiers—Valentina Rastvorova, Russia (5-0); Estefania Lazar, Rumania* (3-2); Maria del Pillar Roldan, Mexico (3-2)*.

Eliminated—EVELYN TERHUNE, UNITED STATES (2-3); Shirley Armstrong, Ireland (1-4); M. Tosat, Spain (0-5).

* Lazar defeated Roldan 4-2 and TERHUNE 4-1 in fencedoff. Roldan defeated TERHUNE 4-0.

NOTE—TERHUNE had defeated Roldan 4-2, Tosat 4-2, and Armstrong 4-1 in round robin; lost to Rastvorova 4-2 and to Lazar 4-1.

Pool G

Qualifiers—Silwia Julita, Poland (4-1); M. Donalki, Hungary (4-1); Maria Grotzer, Austria (3-2)*.

Eliminated—JANICE LEE-ROMARY, UNITED STATES (3-2); Marjatta Moulin, Finland (1-4); Nelia Lisi Gonzales, Venezuela (0-5).

* Grotzer defeated ROMARY 4-1 in fencedoff.

NOTE—ROMARY had defeated Julita 4-0, Moulin 4-2; Lisi-Gonzalez 4-2; lost to Donalki 4-2 and to Grotzer 4-2.

Pool H

Qualifiers—Olga Orban, Romania (4-0); Nina Klevyeva, Holland (2-1); Antonietta Rogo, Italy (3-1).

*Eliminated—Marie Melchers, Belgium (1-3); Wanda Kaczmarczyk, Poland (0-3); M. Undapaza, India (0-3).

Pool I

Qualifiers—Elisa Balbiji, Holland (4-1); Gillian Sheen, Great Britain (3-2); Regina Varenne, France (3-2).

Eliminated—Myra Juttimjades, Jugoslavia (3-2); Ginetti Rossini, Luxemberg (2-3); Kathleen Bourke, Australia (0-5).

* Varenne defeated Juttimjades 4-1; Sheen defeated Varenne 4-0 and Juttimjades 4-0 in fencedoff.

Results of Quarter-Final Round
Wednesday, August 31

Pool A

Qualifiers—Kovacs (4-1); Schmid (4-1); Ebert (3-2).

Eliminated—Zabellina (3-2); Camber (2-4); Varenne* (1-4); Lagerwall (2-4).

* Ebert defeated Zabellina 5-2 in fencedoff.

Pool B

Qualifiers—Orban (5-1); Roldan (4-2); Gorokhova (3-3)*.

Eliminated—Mees (3-3); Grotzer (3-3)*; Colombetti (2-4); LeRoux (1-5).

* Gorokhova defeated Mees 4-0 and Grotzer 4-2 in fencedoff.

Pool C

Qualifiers—Vicol (3-1); Rastvorova (3-1); Rejto (3-1).

Eliminated—Rogna (1-3); Julita (1-3); Balbiji (1-3).

RECAPITULATION OF
UNITED STATES FENCERS' RECORD

Fencer	*Ind.* W	L	*Team* W	L	*Total* W	L
J. LEE-ROMANY	5	3	3	3	8	6
JUDY GOODRICH	4	4	–	–	4	4
EVELYN TERHUNE	2	2	3	4	5	6
HARRIET KING	2	6	2	4	4	10
MAXINE MITCHELL	1	3	–	–	1	3
	14	18	8	11	22	29

MEN'S EPEE EVENTS
FINAL RANKINGS
MEN'S INDIVIDUAL EPEE

Place	Name & Nation	Bouts W	L
1	Giuseppe Delfino, Italy	*5	2
2	Allan Jay, Great Britain	*5	2
3	Bruno Khabarov, Russia	**4	3
4	Jozsef Sakovits, Hungary	**4	3
5	Roger Arcelin, Belgium	#3	4
6	Yves Dreyfus, France	#3	4
7	Armand Mevryal, France	#3	4
8	Giovanni Breda, Italy	1	6

* Delfino defeated Jay 5-2 in fencedoff.
** Khabarov defeated Sakovits 8-7 in fencedoff.
# Final rankings on least touches received: Achten 8, Dreyfus 9 (scored 14), Mevrayal 9 (scored 10).

Results of Championship Final Round
Tuesday, September 6

Delfino defeated Mayol 6-5; Breda 5-2; Khabarov 5-2; Jay 6-3; Achten 7-6.

Jay defeated Mayol 5-3; Breda 5-2; Dreytes 5-2; Achten 5-4; Sakovits 5-2.

Khabarov defeated Mayol 5-3; Dreytes 6-5; Jay 5-2; Achten 5-4.

Sakovits defeated Mayol 5-2; Delfino 6-5; Khabarov 7-6; Achten 5-2.

Achten defeated Mayol 5-1; Breda 5-3; Dreyfus 5-4.

Dreyfus defeated Delfino 6-5; Breda 5-1; Sakovits 5-3.

Mayol defeated Breda 5-3; Khabarov 5-2; Dreyfus 5-3.

Breda defeated Sakovits 5-4.

Results of Preliminary Second Round Robin Pools
Monday, September 5

Pool A

Qualifiers—Armand Mayol, France (5-0); Tamas Gabor, Hungary (4-1); Goran Abrahamsson, Sweden (3-2)*.

*Eliminated—Antonio Almada, Mexico (3-3); Rene Van Den Driesche, Belgium (2-4); Karl Hackbahl, Australia (2-4); Thomas Kearney, Ireland (1-5).

* Abrahamsson defeated Almada 5-3 in fencedoff.

Pool B

Qualifiers—Yves Dreyfus, France (5-1); Ibrahim Osman, Lebanon (4-2); Bill Hoskyns, Great Britain (3-3)*.

Eliminated—Roger Theleen, Luxemberg (3-3); Richard Stone, Australia (2-3); Michel Steininger, Switzerland (1-4); Cabrera, Spain (1-5).

* Hoskyns defeated Theisen 5-3 and Stone 5-3 in fencedoff.

Pool C

Qualifiers—Allan Jay, Great Britain (5-1); Walter Pongor, Germany (4-2)*; Berndt Rohbinder, Sweden (4-2)*.

Eliminated—Ali Annabi, Tunisia (4-2); Abelardo Menendez, Cuba (2-4); Gilbert Cronyn, Monaco (2-4); Jaime Duque, Colombia (0-6).

* Pongor defeated Annabi 5-2 and Rohbinder defeated Annabi 5-3 in fencedoff.

Pool D

Qualifiers—Jozsef Sakovits, Hungary (4-0); Roger Achten, Belgium (4-0); Jose Ferreira, Portugal (2-2).

*Eliminated—Kaj Czarnecki, Finland (2-3); Hans Lagerwall, Sweden (1-3); Jean Tran-Van, Vietnam (0-5). Aleksander Vasin, Jugoslavia, did not report.

Pool E

Qualifiers—Istvan Kausz, Hungary (4-0); Giovanni Breda, Italy (3-2); John Pelling, Great Britain (3-2).

*Eliminated—Michel Soykoti, Lebanon (1-3); Benito Ramos, Mexico (1-3); J. Martinez, Spain (1-3); Linares Quintero, Venezuela, did not report.

Pool F

Qualifiers—Giuseppe Delfino, Italy (5-0); Paul Gnaier, Germany (3-2); Francois Delvez, Belgium (2-3)*.

Eliminated — RALPH SPINELLA, UNITED STATES (2-3); Kalevi Hamalainen, Finland (1-3)*; Leif Klutke, Norway (1-4).

* Delfino defeated SPINELLA 5-4 and Pekarovich 5-2 in fencedoff.

SPINELLA had defeated Gnaier 5-4 and Pekarinen 5-4 but lost to Delfino 5-3; Delvez 5-1, and Klutke 5-2.

Pool G

Qualifiers—Kazuhiko Tabuchi, Japan (5-1); Alberto Pellegrino, Italy (4-2); DAVID MACHAN-NIK, UNITED STATES (4-2)*.

*Eliminated—Raul Martinez, Argentina (3-3); Georges Carpentier, Ireland (2-4); Claudio Palladini, Switzerland (2-4); Abderrahman Sebbi, Morocco (0-6).

* MACHANNIK defeated Pellegrino 5-3; Martinez 5-1; Tabuchi 5-1; Sebbi 5-0 but lost to Carpentier 5-2 and to Palladini 5-1.

Pool H

Qualifiers—Bruno Khabarov, Russia (5-0); Janusz Kurczab, Poland (4-1); Jules Amez Droz, Switzerland (4-2).

*Eliminated—Robert Schmidel, Luxemberg (2-3); Abbes Hamdi, Morocco (2-3); Christopher Bland, Ireland (1-4); John Simpson, Australia (0-5).

Pool I

Qualifiers—Alberto Bisbetini, Argentina (6-0); Guram Kostava, Russia (4-1); Rolf Wiik, Finland (4-1).

*Eliminated—Mohamed Ramadan, Lebanon (2-3); Angel Roldan, Mexico (1-4); Soerotman, Indonesia (1-4); Dias, Spain (0-5).

Pool J

Qualifiers—Adalbert Gruth, Romania (5-1); Edmond Gutenkauft, Luxemberg (5-1); Wieslaw Glas, Poland (4-2)*.

Eliminated—JAMES MARGOLIS, UNITED STATES (4-2); Nandor Tomory, Tunisia (1-5); Tsuguo Ozawa, Japan (1-5); Jose Alburquerque, Portugal (0-6).

* Glas defeated MARGOLIS 5-3 in fencedoff. NOTE—MARGOLIS had defeated Glas 5-1, Imrani 5-2, Ozawa 5-2, and Alburquerque 5-3 but lost to Gruth 5-1 and Gutenkauft 5-4.

Pool K

Qualifiers—Arnold Tchernuchovitch, Russia (5-0); Jose Fernandez, Portugal (4-1); George Neuber, Germany (2-3)*.

Eliminated—Max Swinger, Holland (2-3); Sonouski Pzimski, Japan (2-3)*; Henri Bini, Monaco (0-5). Muncel Jesus Orabea, Venezuela, did not report.

* Neuber defeated Swinger 5-4 and Jujmaki 5-5 in fencedoff.

Pool L

Qualifiers—Jack Guittet, France (4-1), Brian Pickworth, New Zealand (4-1); Bohdan Gesior, Poland (3-2)*.

Eliminated—Emilio Echeverri, Colombia (2-3); Raoul Baraach, Tunisia (1-4); Charles El Gressy, Morocco (0-5). Cari Schwende, Canada did not report.

* Gansior defeated Echeverri 5-4 in fencedoff.

Results of Second Round Pools
Monday, September 5

Pool A

Qualifiers—Kausz (3-2); Ki Shang-Ying (3-2); Gonzier (3-1); Gansior (2-2)*.

*Eliminated—Pelling (1-3); Schmidel (0-4).

Pool B

Qualifiers—Rohbinder (4-1); Bisbetini (3-2); Gruth (3-2); Gober (3-2); Jay (3-2)*.

*Eliminated—Wiik (2-2); Kostava (2-2); Breda (2-2); Dreyfus defeated Wiik 10-8 on touches received.

FENCING SUMMARIES

Continued from page 125

Pool C

Qualifiers—Neuber (4-1); Guittet (3-1) Brede (2-1); Joy (2-3).

Eliminated—Ferino (1-4); MICAHNIK (1-4).

NOTE — MICAHNIK defeated Ferrino 6-5 but lost to Neuber 5-2; Guittet 5-1; Brede 5-2; and to Joy 5-3.

Pool D

Qualifiers—Sakovits (4-0), Pellegrino (3-1); Giles (3-1); Ashton (2-2).

Eliminated—Bolestrini (1-4); Pickworth (0-4).

Pool E

Qualifiers—Kurczar (4-1); Gurath (3-2); Hoskyns (3-2); Mouyal (2-3)*.

Eliminated—Anez-Droz (2-3)*; Osman (1-4). * Mouyal defeated Anez-Droz 5-3 in fence-off.

Pool F

Qualifiers—Fongar (4-1); Abrahamsson (3-1); Delfino (3-1); Kastner (2-2).

Eliminated—Tabuchi (1-4); Dehez (0-4).

Results of Quarter-Final Round Monday, September 5

Pool A

Qualifiers—Brede (4-1); Joy (3-2)*; Khaborov (3-2)*.

Eliminated—Kurczar (3-2)*; Gabor (1-4); Abrahamsson (1-4).

* Joy and Khaborov each defeated Kurczar in fencedf.

Pool B

Qualifiers—Delfino (5-0); Kousz (3-2); Rehbinder (3-2).

Eliminated—Gnaiger (2-3); Glas (1-3); Guittet (0-4).

Pool C

Qualifiers—Pellegrino (4-0); Dreyfus (3-2); Kastava (2-2).

Eliminated—Gansior (2-3); Neuber (2-3); Hoskyns (0-4).

Pool D

Qualifiers—Sakovits (3-2)*; Achten (3-2)*; Mouyal (3-2)*.

Eliminated—Tchernouchevich (2-3)*; Gurath (2-3); Fongar (1-4).

* Sakovits, Achten, and Mouyal each defeated Tchernouchevich in fencedff.

Results of Semi-Final Round Tuesday, September 6

Pool A

Qualifiers—Joy (4-1); Khaborov (3-2); Mouyal (3-2); Achten (2-3)*.

Eliminated—Pellegrino (2-3)*; Kousz (1-4).

* Achten defeated Pellegrino 5-4 in fencedf.

Pool B

Qualifiers—Sakovits (3-2); Dreyfus (3-2); Delfino (2-3); Brede (2-3)*.

Eliminated—Kastava (2-3)*, Rehbinder (2-3)*.

* Brede defeated Kastava 5-1, Rehbinder defeated Brede 5-4, and Kastava defeated Rehbinder 5-4 in fencedf; qualifiers determined on least number of touches received.

FINAL RANKINGS — TEAM — MEN'S EPEE

1	Italy
	(Giuseppe Delfino, Edoardo Mangiarotti, Fiorenzo Marini, Carlo Pavesi, Alberto Pellegrino, Giovanni Sacorao).
2	Great Britain
	(Allan Joy, Michael Howard, John Pelling, Bill Hoskyns).
3	Russia
	(Gurah Kostava, Arnold Tchernouchevich, Valentin Chernikov, Bruno Khaborov).
4	Hungary
	(Jozsef Marosi, Tamas Gabor, Istvan Kousz, Jozsef Sakovits, Argod Banossy).

Results of Championship Match Friday, September 9

Italy—9	Great Britain—5

(Italy—Pavesi defeated Hoskyns 5-3 and Howard 6-5, Delfino defeated Pelling 6-5, Hoskyns 7-6, and Howard 6-5. Mangiarotti defeated Howard 5-3; Pellegrino defeated Hoskyns 5-4, Joy 5-0, and Pelling 5-1. For Great Britain—Joy defeated Mangiarotti 5-4, Delfino 5-4, and Pavesi 5-3; Howard defeated Pellegrino 7-6).

Results of Fenceoff for Third and Fourth Place — Friday, September 9

Russia—9	Hungary—5

(For Russia—Kostava 4 wins; Tchernouchevich 2, Chernikov 2, Khaborov 1. For Hungary—Marosi 2, Gabor 4, Kousz 1, Sakovits 0).

Results of Preliminary Round Pools Thursday, September 8

Pool A

UNITED STATES—10	Portugal—6

(For USA—JAMES MARGOLIS 3 wins; ROLAND WOMMACK 3; DAVID MICAHNIK 3; HENRY KOLOWRAT 2. For Portugal—Ferreira 2, Borrego 2, Fernandez 1, Albuquerque 1).

Italy—9	Portugal—7
Italy—9	UNITED STATES—2

(For Italy—Delfino 3 wins; Saccaro 2, Mangiarotti 2, Pavesi 2. For USA—KOLOWRAT 1, MICAHNIK 1, SPINELLA 0, WOMMACK 0).

Eliminated—Portugal.

Pool B

Japan—9	Mexico—7
Hungary—14	Mexico—2
Hungary—9	Japan—4

Eliminated—Mexico.

Pool C

Switzerland—8	Lebanon—8
Russia—8	Lebanon—8
Hungary—9	Switzerland—1

Eliminated—Switzerland.

Pool D

Finland—12	Ireland—4
France—9	Ireland—4
France—9	Finland—2

Eliminated—Ireland.

Pool E

Luxemburg—12	Morocco—4
Great Britain—15	Morocco—1
Great Britain—8	Luxemburg—7*

* Great Britain 47 touches to Luxemburg's 30.

Eliminated—Morocco.

Pool F

Sweden—11	Australia—5
Germany—13	Australia—3
Germany—9	Sweden—7

Eliminated—Australia.

Pool G

Belgium—9	Spain—7
Poland—9	Spain—2
Poland—8	Belgium—8

Eliminated—Spain.

Results of Second Round Thursday, September 8

Russia—9	Japan—0
Great Britain—9	UNITED STATES—2

(For Great Britain—Joy 3 wins, Howard 2, Pelling 1, Hoskyns 2. For USA—MARGOLIS 2, KOLOWRAT 2, WOMMACK 1, MICAHNIK 0).

Germany—9	Finland—5
Sweden—9	Belgium—4
Poland—8	Poland—2
Switzerland—8	France—8*1

Hungary and Italy drew byes.

* Luxemberg and Poland each had 62 touches as six rules provided single match tie decision; Gutenkauf, Luxemberg, defeated Glas, Poland, 5-2.

**Switzerland declared winner on least touches, 64; France 66.

Results of Quarter-Final Round Friday, September 9

Russia—9	Germany—2
Hungary—9	Luxemberg—2
Italy—9	Sweden—3
Great Britain—9	Switzerland—5

Results of Semi-Final Round Friday, September 9

Italy—9	Russia—6
Great Britain—8*	Hungary—7

* Great Britain had 13 touches received; Hungary 19.

RECAPITULATION OF UNITED STATES INDIVIDUAL RECORD

	1st.		*Team*	
Fencer	W	L	W	L
JAMES MARGOLIS	3	3	5	2
DAVID MICAHNIK	5	6	3	6
HENRY KOLOWRAT	–	–	5	5
ROLAND WOMMACK	–	–	4	7
RALPH SPINELLA	1	4	0	3
	11	13	17	24

MEN'S SABER EVENTS

FINAL RANKINGS INDIVIDUAL MEN'S SABER

	Place Name and Nation	Bouts	Touches
1	Rudolf Karpati, Hungary	5	2
2	Zoltan Horvath, Hungary	*4	3
3	Wladimira Calarese, Italy	*4	3
4	Claude Arabo, France	*4	3
5	Wojciech Zablocki, Poland	*4	3
6	Jerzy Pawlowski, Poland	3	4
7	David Tyschler, Russia	#2	5
8	Iakov Rylskiy, Russia	#2	5

* In fence-off—Horvath defeated Zablocki 5-2 and Arabo 5-1; Calarese defeated Horvath 5-4 and Zablocki 5-3; Arabo defeated Zablocki 5-4 and Calarese 5-3. For final ranking, least touches sustained were Horvath 9, Calarese 36 (scored 46), and Arabo 36 (scored 42).

#Tyschler had 29 touches received to Rylskiy's 32.

Results of Championship Final Round Thursday, September 8

Karpati defeated Horvath 5-4, Zablocki 5-0, Tyschler 5-3, Pawlowski 5-4, and Arabo 5-2. Horvath defeated Rylskiy 5-2, Tyschler 5-3, Calarese 5-3, Arabo 5-3.

Calarese defeated Karpati 5-3, Tyschler 5-4, Pawlowski 5-2, Arabo 5-4.

Arabo defeated Rylskiy 5-4, Zablocki 5-4, Tyschler 5-2, Pawlowski 5-3.

Zablocki defeated Rylskiy 5-4, Horvath 5-3, Zablocki 5-3.

Tyschler defeated Rylskiy 5-1, Pawlowski 5-3.

Rylskiy defeated Karpati 5-3, Calarese 5-4, Pawlowski defeated Rylskiy 5-2, Horvath 5-3, Zablocki 5-3.

Results of Preliminary Pool Round Wednesday, September 7

Pool A

Qualifiers—Jurgen Theurkauf, Germany, 4 wins; Krzysztof Zub, Poland, 3; Yves Stervev, Bulgaria, 2 wins.

Eliminated—Tsuguo Ozawo, Japan, 1 win; Jacques Bengualid, Morocco, 0 wins; Abelardo Menendez, Cuba, did not report.

Pool B

Qualifiers—ALLEN J. KWARTLER, UNITED STATES, 4 wins; Teogori Galliardi, Uruguay, 4 wins; Jacques LeFevre, France, 2 wins*.

Eliminated—Mitsuyuki Penanize, Japan, 3 wins*; David Van Geldor, Isroel, 0 wins; Juan Van Vian, Vietnam, 0 wins.

* LeFevre defeated Panamizo in fencoff.

Pool C

Qualifiers—Rudolf Karpati, Hungary, 4 wins; Marcel Vanderauwera, Belgium, 3 wins*; Helmuth Resch, Austria, 2 wins*.

Eliminated—Joaquin Rodriguez, Portugal, 2 wins*; Keith Hackshall, Australia, 0 wins; Carl Schwende, Canada, did not report.

* Vanderauwera and Resch each defeated Rodriguez in the fencedf.

Pool D

Qualifiers—Alodar Gerevich, Hungary, 5 wins; MICHAEL DASARO, UNITED STATES, 4 wins; Emeric Arus, Romania, 3 wins.

Eliminated—Gustave Bolister, Belgium, 2 wins; Michael Ran, Israel, 1; Mohamed Benjelloun, Marocco, 0 wins.

Pool E

Qualifiers—Zoltan Horvath, Hungary, 4 wins; Jacques Rouleau, France, 3 wins; Sande, Argentine, 2 wins.

Eliminated—Martinez, Spain, 1 win; Sonosuke Fujimaki, Japan, 0 wins; Marquilles, Portugal, 0 wins.

Pool F

Qualifiers—Wladimira Calarese, Italy, 4 wins; Negasr Aostieni, Russia, 3 wins; Gunter Uhlrich, Austria, 3 wins.

Eliminated—Michael Sichel, Australia, 1 win; Ordejon, Spain, 0 wins; Abderrahman Sebti, Marocco, 0 wins.

Pool G

Qualifiers—Roberto Ferrari, Italy, 4 wins; Dumitru Mustata, Romania, 4 wins; ALFONSO MORALES, 3 wins*.

Eliminated—Hugh Cooperman, Great Britain, 3 wins*; Rossi Barouch, Tunisia, 1 win; Emilio Delaverri, Cuba, 0 wins.

* MORALES defeated Cooperman in fencoff.

Pool H

Qualifiers—Claude Arabo, France, 4 wins; Wilfried Wahler, Germany, 3 wins; Assen Diankovky, Belgium, 3 wins*.

Eliminated—Compos A. Gutierrez, Venezuela, 1 win; Orlando Azinhais, Portugal, 0 wins; Jean Khayat, Tunisia, 0 wins.

Pool I

Qualifiers—Jerzy Pawlowski, Poland, 5 wins; Jose Van Boelen, Belgium, 4 wins; Josef Wanotschek, Austria, 2 wins*.

Eliminated — DeDiego, Spain, 2 wins*; Benito Rimoy, Mexico, 2 wins; Jimenez Luis Garcia, Venezuela, 0 wins.

* Wanotschek defeated DeDiego and Romas in fencoff.

Pool J

Qualifiers—Wojciech Zablocki, Poland, 5 wins; Pier Luigi Chicco, Italy, 3 wins; Juan Palacino, Uruguay, 3 wins*.

Eliminated—Jachje, India, 2 wins; Brian Pickworth, New Zealand, 1 win; Michael Amberg, Great Britain, 1 win.

Pool K

Qualifiers—Iakov Rylskiy, Russia, 4 wins; Ladislau Rohanyi, Romania, 4 wins; Alexander Lecky, Great Britain, 3 wins.

Eliminated—Larrea, Argentine, 2 wins; Pajardo, Mexico, 2 wins; Blaine Duque, Colombia, 0 wins.

Pool L

Qualifiers—David Tyschler, Russia, 5 wins; Walter Kastner, Germany, 4 wins; Aleksandar Vasvin, Yugoslavia, 3 wins*.

Eliminated—Vasalla, Argentine, 2 wins*; Palle Frey, Denmark, 2 wins*; Ali Annabi, Tunisia, 0 wins.

* Vasin, Frey, and Palle-Frey wound up in deadlock after round-robin fencoff; Vasin received least number of touches (7) and most touches made (11).

Results of Second Elimination Round Wednesday, September 7

Pool A

Qualifiers—Karpati 4 wins; Ferrari, 2 wins; Galliardi, 2 wins; Rylskiy, 2 wins.

Eliminated—Sande, 1 win; Leckie, Great Britain, 1 win.

Pool B

Qualifiers—Gerevich, 3 wins; Calarese, 3 wins; Raulet, 3 wins; MORALES, 2 wins.

Eliminated—Van Boelen, 1 win; Stavrev, 1 win.

Pool C

Qualifiers—Horvath, 4 wins; Arabo 4 wins; DASARO, 4 wins; Rohanyi, 2 wins.

Eliminated—Palandino, 1 win; Uhlrich, 0 wins.

Pool D

Qualifiers—Pawlowski, 4 wins; LeFevre, 4 wins; Theurkauf, 3 wins; Austiani, 2 wins.

Eliminated—Yasin, 1 win; Mustata, 1 win.

Pool E

Qualifiers—Rylskiy, 4 wins; Zablocki, 3 wins; Kastner, 3 wins; Diakowski, 2 wins.

Eliminated—Resch, 1 win; Arus, 1 win.

Pool F

Qualifiers—Zub, 4 wins; Tyschler, 3 wins; KWARTLER, 3 wins; Vanderauwera, 2 wins*.

Eliminated—Chicco, 2 wins*; Wanotschek, 1 win.

* Vanderauwera defeated Chicco in fencoff.

Results of Quarter-Final Round Wednesday, September 7

Pool F

Qualifiers—Rylskiy, 4 wins; Ferrari, 4 wins; Horvath, 3 wins.

Eliminated—Zub, 2 wins; Vanderauwera, 2 wins; MORALES, 0 wins.

Pool B

Qualifiers—Zablocki, 4 wins; Gerevich, 3 wins; Raulet, 3 wins.

Eliminated—Galliardi, 2 wins; Austiani, 2 wins; Kastner, 0 wins.

Pool C

Qualifiers—Karpati, 4 wins; Calarese, 3 wins; Rohanyi, 3 wins.

Eliminated—Calarese, 2 wins; DASARO, 1 win; Wahler, 1 win.

Pool D

Qualifiers—Pawlowski, 4 wins; Arabo 4 wins; Tyschler, 4 wins.

Eliminated—Diakowski, 2 wins; KWARTLER, 0 wins; Theuerkouff, 0 wins.

Results of Semi-Final Round Thursday, September 8

Pool A

Qualifiers—Karpati, 4 wins; Tyschler, 3 wins; Arabo, 3 wins; Zablocki, 2 wins*.

Eliminated—Ferrari, 2 wins; Rohanyi, 1 win.

* Zablocki defeated Ferrari in fencoff.

Pool B

Qualifiers—Pawlowski, 4 wins; Horvath, 4 wins; Rylskiy, 2 wins*; Calarese, 2 wins*.

Eliminated—Gerevich, 1 win*; Raulet 1 win.

* Rylskiy, Calarese, and Gerevich wound up in deadlock after round robin fencoff; final qualification decided on touches received (Rylskiy 27, Calarese 28, Gerevich 30).

FINAL RANKINGS — MEN'S SABRE TEAM

1	Hungary
	(Tamas Mendelenyi, Rudolf Karpati, Pal Kovacs, Zoltan Horvath, Gabor Gerevich).
2	Poland
	(Andrzej Piatkowski, Emil Ochyra, Wojciech Zablocki, Jerzy Pawlowski, Ryszard Zub, Marian Kuszewski).
3	Italy
	(Wladimira Calarese, Giampaola Calarchini, Pier Luigi Chicco, Mario Rovagnan, Roberto Ferrari).
4	UNITED STATES
	(ALLEN KWARTLER, GEORGE WORTH, MICHAEL DASARO, ALFONSO MORALES, TIBOR NYILAS, RICHARD DYER).

Results of Championship Match Saturday, September 10

Hungary—9	Poland—7

For Hungary—Horvath defeated Ochyra 5-4; Pawlowski 5-3, Zablocki 5-0, and Piatkowski 5-2. Mendelenyi defeated Zablocki 5-2 and Ochyra 5-1, Karpati defeated Piatkowski 5-3 and Pawlowski 5-3. Kovacs defeated Ochyra 5-0. For Poland—Zablocki defeated Karpati 5-3 and Kovacs 5-1. Pawlowski defeated Mendelenyi 5-2 and Kovacs 5-3. Piatkowski defeated Kovacs 5-4 and Mendelenyi 5-3. Ochyra defeated Karpati 5-3.

Results of Fenceoff for Third & Fourth Place

Italy—9	UNITED STATES—6

(For Italy—Calarese 4 wins, Calarchini 3; Chicco 1, Ravagnan 1. For USA—KWARTLER 2, WORTH 2, DASARO 1, MORALES 1).

Results of First Round Pool Eliminations Friday, September 9

Pool A

Bulgaria forfeited to Hungary.

Bulgaria forfeited to Belgium.

Hungary—9	Belgium—3

Eliminated—Bulgaria.

Pool B

Austria—11	Japan—5
Poland—14	Japan—2
Poland—9	Austria—2

Eliminated—Japan.

Pool C

Australia forfeited to Argentina.

Australia forfeited to Russia.

Russia—9	Argentina—1

Eliminated—Australia.

Pool D

Romania—8*	Portugal—8
Italy—9	Portugal—2
Italy—9	Romania—3

* Romania won on touches 58-64.

Eliminated—Portugal.

Pool E

Great Britain—9	Spain—7
France—10	Spain—2
France—9	Great Britain—0

Eliminated—Spain.

Pool F

UNITED STATES—16	Morocco—0

(DASARO, DYER, NYILAS, AND WORTH each had 4 wins).

Germany—15	Morocco—1
UNITED STATES—9	Germany—6

(For USA—MORALES 3, KWARTLER 3, DASARO 2, DYER 1. For Germany—Kastner 3, Wahler 2, Lehr 1, Theurkauf 0).

Results of Second Round Eliminations Friday, September 9

Germany—9	Argentine—4
Romania—9	Great Britain—6
France—8	Belgium—5
UNITED STATES—9	Russia—8

(For USA—MORALES 3, KWARTLER 2, DASARO 2, DYER 1. For Australia—Resch 2, Koch 1, Uhlrich 1, Hacke 0).

Italy, Poland, Hungary, and Russia drew byes.

Results of Quarter-Final Round Saturday, September 10

Italy—9	France—7
Poland—9	Germany—2
Hungary—9	Romania—3
UNITED STATES—8*	Russia—6

(For USA—NYILAS 4, DASARO 2, MORALES 1, KWARTLER 1. For Russia—Tyschler 3, Rylskiy 2, Austiani 2, Chereppavskiy 1).

* USA won on least touches received, 65-67.

Results of Semi-Final Round

Saturday, September 10

Hungary—9	Italy—6
Poland—9	UNITED STATES—3

(For Poland—Ochyra 3, Piatkowski 2, Pawlowski 2, Zablocki 2. For USA—MORALES 1, KWARTLER 1, NYILAS 1, DASARO 0).

RECAPITULATION ON UNITED STATES INDIVIDUAL RECORD

	Individual		*Team*	
Fencer	W	L	W	L
ALLEN KWARTLER	7	7	4	3
MICHAEL DASARO	9	6	4	3
ALFONSO MORALES	6	7	4	3
TIBOR NYILAS	4	3	4	3
GEORGE WORTH	–	–	4	3
RICHARD DYER	–	–	4	3
	22	23		

India's Field Hockey Team Dethroned By Pakistan After Winning Six Straight Titles

INDIA, winners of six straight Olympic championships since 1928, finally yielded the title to Pakistan in a tense 1-0 final.

It was the reverse of the 1952 final at Melbourne when India edged Pakistan, 1-0.

FIELD HOCKEY

Pakistan scored at the start on Ahmad Naser's goal into the corner. That was it as the Pakistan defense held firm against India's sorties.

Both teams had advanced to the final without defeat.

Pakistan defeated Australia, 3-0; Poland, 8-0, and Japan, 10-0, in the preliminary pool. There were four teams in each of the four pools with the first two in each advancing to the quarter-finals. India defeated Denmark, 10-0; The Netherlands, 4-1, and New Zealand, 3-0.

In four tight quarter-finals—all decided by one goal—Pakistan defeated Germany, 2-1; India eliminated Australia, 1-0; Spain edged New Zealand, 1-0, and Great Britain downed Kenya, 2-1.

Pakistan beat Spain, 1-0, and India defeated Great Britain, 1-0, in the semi-finals. In the battle for third place, Spain upset Britain, 2-1.

The United States was not entered. The International Field Hockey Federation selected the 16 teams permitted in the Olympic tournament.

OFFICIAL SUMMARIES—FIELD HOCKEY—1960 OLYMPIC GAMES

Procedure of Tournament

The 16 teams were divided by lot, into four groups. The two place teams in each of these groups were admitted to the quarter-finals while the third and fourth place teams in each group were admitted to a classification division (the third for 9th to 12th place; the fourths for 13th to 16th place in the final rankings). The championship quarter-finals opened a straight elimination plan while the classification groups operated on a round-robin basis.

FINAL RANKINGS
FIELD HOCKEY — SEPTEMBER 9

Place	Nation	W	T	L	GS	GA	Pts.
1	Pakistan	6	0	0	25	1	12
	(Bashir Ahmad, Naseer Ahmad, Mushtaq Ahmad, Noor Alam, Khurshid Aslam, Hussain Manzur Atif, Ahmad Zafar Mayat, Ud Zaka Din, F. A. Gardener, Abdul Hamid, Zafa Mayat, Ahmad Anwar Khan, Ali Zaher Khan, Ali Habib Kidi, Abdul Rashid, Rhulan Rasul, Matli Ullah, and Abdul Waheed).						
2	India	5	0	1	19	2	10
	(Joseph Antic, Raghbir Bhola, Leslie Claudius, C. Deshmathu, Maripal Kaushik, Singh Udham Kullar, Mahendera Lal, Shankar Laxman, John Manoharan, Benedict Pinto, John Peter, Shanta Ran, Govind Swant, Lal Ayman Sharma, Jaswant Singh, Prithipal Singh, Charanjit Singh, Joginder Singh).						
3	Spain	4	1	1	11	4	9
	(Pedro Fontanals Amat, Francis Satems Caballer, Juan de Castro Calsada, Ant. Latallada Cavero, Jose Rivas Colomer, Cigloicio del Coso, Jose Masagosa Dinares, Santos Mascaya Muras, Alberto Faliper Fiera, Pedro Junyent Ruig, Luis Quintana Lleo, Sarralles Ventalla, Jose Selar Yasmati, Santos Dualde).						

Other Rankings

5	Australia	11	Belgium
6	New Zealand	12	Poland
7	Kenya	13	Italy
8	Germany	14	Japan
9	Holland	15	Switzerland
10	France	16	Denmark

Friday, September 9
at Olympic Velodrome
Championship Game

Pakistan—1 India—0

Third Place Playoff

Spain—2 Great Britain—1

at Campo Tre Fontane
Fifth Place Playoff

Australia—2 New Zealand—1

Seventh Place Playoff

Kenya declared winner over Germany (according to rules, Kenya's 1-0 win over Germany in the elimination round is counted in classification).

Thursday, September 8
at Olympic Velodrome
5th-9th Place Semi-Finals

New Zealand—3 Germany—0
Australia—2 Kenya—1

Wednesday, September 7
at Olympic Velodrome
Championship Semi-Finals

Pakistan—1 Spain—0
India—1 Great Britain—0

Monday, September 5
at Olympic Velodrome
Championship Quarter-Finals

Pakistan—2 Germany—1
Great Britain—1 Kenya—1
(Great Britain won playoff 2-1)
India—1 Australia—0
Spain—0 Australia—0
(Spain won playoff 1-0)

9th to 12th Place Round Robin
Tuesday, September 6
at Campo Tre Fontane

France—1 Belgium—0

Thursday, September 8
at Campo Tre Fontane

Holland—2 France—0

Saturday, September 10
at Campo Tre Fontane

Holland—2 Belgium—1
NOTE—Poland did not compete in series.

13th to 16th Place Round Robin
Tuesday, September 6
at Campo Tre Fontane

Italy—1 Switzerland—1

Thursday, September 8
at Campo Tre Fontane

Japan—6 Switzerland—1

Saturday, September 10
at Campo Tre Fontane

Italy—2 Japan—1
NOTE—Denmark did not compete in series.

(All matches Aug. 26-30 inclusive were played at Stadio dei Marmi; remainder, Aug. 31-Sept. 3 at Velodrome.)

GROUP A

	W	T	L	GS	GA	Pts.
India	3	0	0	17	1	6
New Zealand*	1	1	1	5	3	3
Holland	1	1	1	6	7	3
Denmark	0	0	0	3	18	0

* New Zealand defeated Holland 2-1 in special playoff, Sunday, September 4, at Velodrome.

Saturday, August 27

India—10 Denmark—0
New Zealand—1 Holland—1

Tuesday, August 30

India—4 Holland—1

Wednesday, August 31

New Zealand—4 Denmark—1

Friday, September 2

India—3 New Zealand—0

Saturday, September 3

Holland—4 Denmark—2

GROUP B

	W	T	L	GS	GA	Pts.
Pakistan	3	0	0	21	0	6
Australia*	1	1	1	9	5	3
Poland	1	1	1	2	10	3
Japan	0	0	3	2	20	0

* Australia defeated Poland 2-0 in special playoff, Sunday, September 4, at Velodrome.

Friday, August 26

Pakistan—3 Australia—0
Poland—8 Japan—0

Monday, August 29

Pakistan—8 Poland—0

Thursday, September 1

Pakistan—10 Japan—0
Australia—1 Poland—0

Tuesday, August 30

Australia—8 Japan—1

GROUP C

	W	T	L	GS	GA	Pts.
Kenya	2	1	0	8	0	5
Germany	2	0	1	10	1	4
France	1	1	1	2	5	3
Italy	0	0	3	0	14	0

Monday, August 29

Kenya—1 Germany—0
France—2 Italy—0

Wednesday, August 31

Germany—4 France—0

Thursday, September 1

Kenya—7 Italy—0

Saturday, September 3

Germany—5 Italy—0
Kenya—0 France—0
(Kenya won playoff 3-1)

GROUP D

	W	T	L	GS	GA	Pts.
Spain	2	1	0	8	2	5
Great Britain	1	2	0	4	1	4
Belgium	1	1	1	6	8	3
Switzerland	0	0	3	3	12	0

Friday, August 26

Great Britain—0 Spain—0

Saturday, August 27

Belgium—4 Switzerland—2

Tuesday, August 30

Great Britain—1 Belgium—1

Wednesday, August 31

Spain—5 Switzerland—1

Friday, September 2

Great Britain—3 Switzerland—0
Belgium—1



Maloney *Banner* *Beckner* *Grossfeld* *O'Quinn* *Orlofsky* *Torry*

Japanese First In Men's Gymnastics Team Event, U. S. A. Fifth; Russian Individuals Tops

JAPAN finally cracked Russia's eight-year domination of the men's competition by winning the team championship and collecting three other gold medals.

The four golds in gymnastics were the only ones Japan was able to win at Rome. Russia, although it lost the team title, earned five individual gold medals, four of them by world champion Boris Shakhlin. Finland was the only other nation to win a gold medal, Finland's Eugen Ekman tying Shakhlin for first in the long horse.

The USA's improved gymnasts turned in their best showing since gaining a second in 1932 and a fifth in 1924. The overall score of the Rome team was the best ever made by the USA.

* * *

The US team impressed foreign observers with the consistency of its performance in all events. In the team competition the USA scored 555.20, only 3.85 points behind Italy's bronze medalists.

Japan, placing six among the first nine, piled up 575.20 points. Russia had two men in the first six and six in the top 17, scoring 572.70. Italy had 559.05 and fourth-place Czechoslovakia 557.15.

Twenty nations entered full teams and 130 athletes from 28 nations competed for the seven individual championships—the all-around, horizontal bar, parallel bars, rings, pommelled (side) horse, long horse (vaults), and free standing exercise.

Only the first six in each event of the all-around qualified for the final of that particular specialty.

Thus only 16 in the field of 130 were able to participate in the finals. The finalists included six from Japan, four from Russia, two from Italy, and one each from Jugoslavia, Bulgaria, Finland, and Czechoslovakia.

* * *

Larry Banner, 24, of Van Nuys, Calif., finished eighth in the pommelled horse with 19.000 points to come closest of the Americans to qualifying for any final. Takashi Ono, the sixth-placer from Japan in this specialty, had 19.15 in qualifying although he only scored 18.525 in the final.

Banner, a UCLA student and newcomer to Olympic competition, led the Americans in the all-around with 111.05 points for 21st place. John Beckner, 30-year-old teacher competing in his third Olympics, was 25th with 110.85. Then came Lt. Don Tonry, 24, an Army officer from Brooklyn, 27th, 110.75; Abe Grossfeld, 36, another Olympic veteran from Urbana, Ill., 36th, 110.05; Fred Orlofsky, 23, North Bergen, N. J., the 1960 National AAU champion, 44th, 109.45, and Lt. Garland O'Quinn, 25, of the Military Academy, 53rd, 109.00.

Shakhlin won the all-around by a narrow margin, scoring 115.95 points to 115.90 for the 23-year-old Japanese. Another Soviet star, Yuriy Titov, was third with 115.60 points.

* * *

Shakhlin also won the parallel bars (19.400), tied for first in the pommelled horse (19.375) with Finland's Eugen Ekman, tied for first again in the long horse (19.50) with Ono, took second in the rings behind teammate Albert Asaryan (19.275), and third in the horizontal bar, won by Ono (19.600).

Ono also collected a gold medal in the team race, the tie for first in the long horse, a second in the all-around, a third in the parallel bars, and a tie for third in the rings.

Thus Shakhlin wound up with four golds, two silvers and a bronze. Ono returned home with three golds, one silver and two bronzes.

Ono's teammates were Masao Takemoto, Yukio Endo, Takashi Mitsukuri, Nobuyuki Aihara and Shuji Tsurumi. They scored in the following manner: horizontal bars, 97.05; parallel bars, 96.35; side horse, 94.95; rings, 96.40; long horse vault, 95.30 and free standing exercise, 95.15 for 575.20.

The American team of Banner, Beckner, Grossfeld, O'Quinn, Orlofsky, and Torry, scored the following points: horizontal bars, 93.10; parallel bars, 92.35; side horse, 93.55; rings, 92.90; long horse vault, 91.50, and free standing exercise, 91.80 for a total of 555.20.

Capacity crowds jammed the new 5,000-seat arena, built within the centuries-old arches, vaults, and columns of the historic Caracalla Baths.

* * *

The USA team was picked on the basis of the National AAU championships at the U. S. Military Academy, West Point, N. Y., April 29, 30, May 1.

The alternates included Geoffrey Cardinali, 21, Springfield, Mass.; John Culbertson, Wilmette, Ill.; Karl Schwenzfeier, 26, Highland Falls, N. Y.; Arthur Shurlock, 23, Berkeley, Calif.; Armando Vega, 24, Los Angeles and Gregory Weiss, 19, Ridgefield, N. J.

GYMNASTICS, MEN

Thomas Maloney, the West Point coach, was the coach-manager. Maloney was enthusiastic over the showing of his team.

"The competition was, without a question of doubt, the most difficult gymnastic competition than in any previous Olympic Games," he said. "To say our team performed well is an understatement—our performance was outstanding. In the opinion of many gymnastic experts present, it definitely deserved the title. The team made the highest score ever by an American team in this international competition in this event (Summer Olympics)."

OFFICIAL SUMMARIES — MEN'S GYMNASTICS — 1960 OLYMPIC GAMES

ALL AROUND INDIVIDUAL

FINAL RESULTS — WEDNESDAY, SEPTEMBER 7

Place	Name of Competitor, Nation	Pommeled Horse	Parallel Bars	Free Exercise	Long Horse	Rings	Horizontal Bar	All Around Total
1	Boris Shakhlin, Russia	19.35	19.40	18.95	19.20	19.50	19.35	115.95
2	Takashi Ono, Japan	19.15	19.40	19.00	19.30	19.45	19.60	115.90
3	Yuriy Titov, Russia	19.30	19.20	19.25	19.00	19.45	19.50	115.60
4	Shuji Tsurumi, Japan	19.10	19.15	18.85	19.00	19.20	19.25	114.55
5	Yukio Endo, Japan	18.85	19.20	18.90	19.05	19.00	19.45	114.45
5	Masao Takemoto, Japan	19.60	19.25	18.80	19.00	19.25	19.55	114.45
	UNITED STATES PLACINGS							
21*	LARRY BANNER, UNITED STATES	19.00	18.10	18.30	18.35	18.80	18.50	111.05
25	JOHN BECKNER, UNITED STATES	18.70	18.70	18.35	18.10	18.25	18.75	110.85
27	DONALD TONRY, UNITED STATES	18.60	18.45	18.50	18.45	18.20	18.55	110.75
36	ABRAHAM GROSSFELD, UNITED STATES	17.75	18.45	18.30	17.85	18.75	18.95	110.05
44	FRED ORLOFSKI, UNITED STATES	18.50	18.45	17.90	18.55	18.60	17.45	109.45
53	GARLAND O'QUINN, UNITED STATES	18.75	18.30	18.30	17.90	17.60	18.15	109.00

* Tied for that position.

OTHER PLACINGS

7	N. Aihara, Japan	114.40	72	J. Rajnisz, Poland	107.35
8	M. Cerar, Jugoslavia	114.25	73	K. Vigarie, Sweden	107.20
9	T. Mitsukuri, Japan	114.10	74	A. Rokaso, Poland	106.80
10	F. Menichelli, Italy	113.80	75	J. Mester, Hungary	106.75
11	A. Asaryan, Russia	113.35	76	P. Furst, Germany	106.65
12	Y. Petrov, Russia	113.30	77	R. Caymaris, France	106.25
13	N. Miligulo, Russia	113.05	77	G. Hristov, Bulgaria	106.25
14	G. Carminucci, Italy	112.30	79	I. Szuter, Austria	106.10
15	F. Danis, Czechoslovakia	112.10	80	G. Bejek, Hungary	105.70
16	O. Kestala, Finland	112.00	81	J. Juillard, France	105.65
17	V. Kerdemilidi, Russia	111.95	82	B. Wirked, Sweden	105.60
18	J. Stoffel, Luxemberg	111.80	83	M. Mathiot, France	105.30
18	J. Stastny, Czechoslovakia	111.80	84	S. Beksi, Hungary	105.25
20	V. Kapsazov, Bulgaria	111.15	85	R. Montpetit, Canada	105.20
21	E. Fivian, Switzerland	111.05	86	I. Abdallah, United Arab Republic	104.90
22	J. Bin, Czechoslovakia	111.00	87	D. Gagic, Jugoslavia	104.70
24	A. Vicari, Italy	110.90	88	Kook Kim Song, Korea	104.55
26	G. Lyhs, Germany	110.80	89	A. Ganeim, United Arab Republic	104.50
28	S. Pelle, Germany	110.60	90	J. Sarig, Austria	104.35
28	P. Gajdos, Czechoslovakia	110.60	91	L. Kaarn, Sweden	104.30
30	E. Ekman, Finland	110.45	92	W. Thoresson, Sweden	103.65
31	P. Carminucci, Italy	110.40	93	D. Tzuche, France	103.60
32	L. Varga, Hungary	110.35	94	H. Klaes, Austria	103.50
33	O. Leimuvirta, Finland	110.25	95	J. Belenguer, Spain	103.30
34	J. Tmai, Czechoslovakia	110.20	96	D. Ahmed, United Arab Republic	103.15
35	R. Csany, Hungary	110.10	97	M. Kiesgen, Luxemberg	101.95
37	M. Benker, Switzerland	110.00	98	E. Lesano, Spain	101.90
38	O. Paimanai, Italy	109.95	99	R. Gradley, Great Britain	101.75
39	A. Petrovic, Jugoslavia	109.90	100	M. Coppin, Luxemberg	101.55
40	K. Heikkinen, Finland	109.85	101	A. Sharraf, United Arab Republic	101.50
40	F. Feuz, Switzerland	109.85	102	J. Pancott, Great Britain	101.15
42	R. Heinonen, Finland	109.60	103	R. Garcia, Spain	100.70
42	A. Storhang, Norway	109.60	104	W. Kafol, Austria	100.60
44	S. Olkkonen, Finland	109.40	105	J. Constad, Sweden	100.25
46	A. Konopka, Poland	109.20	106	E. Manserrat, Spain	99.55
47	H. Weyerzennbar, Switzerland	109.15	107	V. Valbesa, Spain	98.90
47	A. Brullmann, Switzerland	109.15	108	R. Martenux, Belgium	98.85
49	R. Kesthely, Hungary	109.10	109	J. Selim, United Arab Republic	98.75
50	G. Marzalla, Italy	109.05	110	A. Allam, United Arab Republic	98.70
50	F. Lopez, Czechoslovakia	109.05	111	G. Huber, Austria	98.65
50	B. Fouqueux, France	109.05	112	J. Mahlall, Great Britain	97.65
54	L. Radacs, Czechoslovakia	108.85	113	Da Roo, Australia	96.35
55	W. Stuart, Great Britain	108.80	114	K. Buffle, Great Britain	95.65
56	G. Nachtigall, Germany	108.75	115	G. Sint, Australia	95.45
57	A. Kucharczyk, Poland	108.70	116	J. Cavigliin, Argentina	94.15
57	N. Nedanov, Bulgaria	108.70	117	J. Dranet, Belgium	93.30
57	I. Cakiac, Jugoslavia	108.70	118	A. Valles, Mexico	92.05
60	E. Newiek, Poland	108.55	119	H. Erong, Luxemberg	91.90
61	J. Jakiel, Poland	108.45	120	M. Candejas, Portugal	87.65
61	S. Lindewall, Sweden	108.45	121	F. Elsambarth, Luxemberg	87.10
63	E. Thami, Switzerland	108.35	122	A. Hart, Austria	79.95
64	S. Stoyanov, Bulgaria	108.20	123	A. Sekkat, Morocco	78.85
65	L. Hristov, Bulgaria	108.15	124	A. Feltat, Morocco	70.70
66	M. Lekic, Jugoslavia	108.05	125	M. Maslek, Morocco	65.00
67	K. Friedrich, Germany	108.00	126	M. Regragui, Morocco	62.50
68	M. Lazhari, France	107.70	127	D. Tanjaoui, Morocco	59.95
69	T. Batchvarov, Bulgaria	107.60	128	O. Sterling, Great Britain	57.70
70	A. Huberty, Luxemberg	107.55	129	H. Marinex, Spain	51.25
71	M. Marjalin, Jugoslavia	107.45	130	K. Kocem, Morocco	6.50

FINAL RESULTS — TEAM STANDINGS

Place	Nation, Competitor's Name	Horizontal Bar	Parallel Bars	Side Horse	Rings	Horse Vault	Free Exercise	Total Points
1	Japan (Takashi Ono Masao Takemoto Yukio Endo Takashi Mitsukuri Nobuyuki Aihara Shuji Tsurumi)	97.05	96.35	94.95	96.40	95.30	95.15	575.20
2	Russia (Boris Shakhlin Yuriy Titov Albert Asaryan Vladimir Portnoi Valeriy Kerdemilidi Nikolay Miligulo)	96.70	94.30	93.05	96.95	94.95	94.75	572.70
3	Italy (Giovanni Carminucci Angelo Vicari Orlando Polmanari Pasquale Carminucci Franco Menichelli)	92.85	93.75	93.40	93.60	92.80	92.65	559.05
4	Czechoslovakia (Ferdinand Danis Pavel Gajdos Jaroslav Bin Ladislav Pazdora Jaroslav Stastny Josef Tmai)	93.80	92.60	92.95	93.05	91.85	92.90	557.15
5	UNITED STATES (LARRY BANNER JOHN BECKNER ABRAHAM GROSSFELD GARLAND O'QUINN FRED ORLOFSKY DONALD TONRY)	92.10	92.35	93.55	92.90	91.50	91.80	555.20
6	Finland (Otto Kestala Olavi Leimuvirta Raimo Heinonen Kauko Heikkinen Eugen Ekman Sakari Olkkonen)	93.55	94.00	93.20	92.25	89.80	91.55	554.45

Other Placings

7	Germany	553.35	14	Sweden	532.25
8	Switzerland	551.45	15	United Arab Republic	518.65
9	Jugoslavia	550.80	16	Austria	517.25
10	Poland	546.60	17	Luxemberg	516.90
11	Bulgaria	546.60	18	Spain	513.25
12	Hungary	545.45	19	Great Britain	510.90
13	France	536.90	20	Marocco	338.00



Parallel bar action during U. S. Gymnastic Trials at West Point.

FINAL SUMMARIES 1960 U.S. OLYMPIC MEN'S GYMNASTICS SQUAD TRIALS

U.S. MILITARY ACADEMY, WEST POINT, N.Y.
APR. 29-MAY 1

1—Fred Orlofsky, Southern Illinois 222.90
2—Armando Vega, Penn. State 220.10
3—Garland O'Quinn, U.S. Army 219.95
4—Jon Culbertson, Chicago, Ill. 217.40
5—Jack Beckner, Los Angeles Turners 217.15
Tied with
6—Larry Banner, Los Angeles Turners 217.15
7—Karl Schwenzfeier, U.S. Air Force 216.40
8—Abie Grossfeld, Urbana, Ill. 215.95
9—Art Shurlock, Univ. of Calif. 215.85
10—Joe Wilson, Pennsylvania State 214.45
Tied with
11—Robert Lynn, Southern Calif. 214.45
12—Jeff Cardinelli, Springfield, Mass. 213.65
13—Donald Tonry, Univ. of Illinois 213.60
14—Jim Hartung, Cleveland Turners 213.15
15—Lamar Schmidt, Portland, Ore. 208.80
16—Jay Werner, Pennsylvania State 197.65

Final Squad Trials,
July 27-28, 30-31, 1960
U.S. Military Academy,
West Point, N.Y.

Won by Tonry, 221.0. 2—Orlofsky, 218.65. 3—Beckner, 217.70. 4—O'Quinn, 217.65. 5—Culbertson, 216.75. 6—Banner, 215.60. 7—Grossfeld, 214.35. 8—Schwenzfeier, 213.75. 9—Shurlock, 211.25. 10—Shurlock, 211.30. 11—Cardinelli, 209.85. 12—Vega, 208.15. 13—Weiss, 118.10, did not complete competition, injury.

MEN'S INDIVIDUAL EVENT CHAMPIONSHIPS

NOTE—Only top six place winners in each event during compulsory all-around competition allowed to compete for individual honors.

Final Results — Saturday, September 10

POMMELED HORSE

Place	Competitor's Name	Representing	Com.	Vol.	Total
1	Eugen Ekman	Finland	9.750	9.625	19.375
	Tied with				
1	Boris Shakhlin	Russia	9.700	9.675	19.375
2	Shuji Tsurumi	Japan	9.600	9.550	19.150
3	Takashi Mitsukuri	Japan	9.550	9.575	19.125
5	Yuriy Titov	Russia	9.350	9.600	18.950
6	Takashi Ono	Japan	8.950	9.575	18.525
	RINGS				
1	Albert Asaryan	Russia	9.850	9.875	19.725
2	Boris Shakhlin	Russia	9.750	9.750	19.500
3	Takashi Ono	Japan	9.700	9.750	19.450
3	Velik Kapsazov	Bulgaria	9.750	9.675	19.425
5	Nobuyuki Aihara	Japan	9.700	9.700	19.400
6	Yuriy Titov	Russia	9.550	9.725	19.275
	HORIZONTAL FIXED BAR				
1	Takashi Ono	Japan	9.800	9.800	19.600
2	Masao Takemoto	Japan	9.750	9.775	19.525
3	Boris Shakhlin	Russia	9.700	9.775	19.475
4	Yukio Endo	Japan	9.700	9.725	19.425
5	Yuriy Titov	Russia	9.650	9.750	19.400
6	Miroslav Cerar	Jugoslavia	9.650	9.750	19.400

PARALLEL BARS

Place	Competitor's Name	Representing	Com.	Vol.	Total
1	Boris Shakhlin	Russia	9.700	9.700	19.400
2	Giovanni Carminucci	Italy	9.700	9.675	19.375
3	Takashi Ono	Japan	9.650	9.700	19.350
4	Nobuyuki Aihara	Japan	9.650	9.625	19.275
5	Yuriy Titov	Russia	9.600	9.675	19.275
6	Masao Takemoto	Japan	9.500	9.625	19.125
	FREE STANDING EXERCISE				
1	Nobuyuki Aihara	Japan	9.800	9.650	19.450
2	Yuriy Titov	Russia	9.700	9.625	19.325
3	Franco Menichelli	Italy	9.750	9.625	19.375
4	Takashi Mitsukuri	Japan	9.700	9.500	19.200
	Tied with				
4	Takashi Ono	Japan	9.700	9.500	19.200
6	Jaroslav Stastny	Czechoslovakia	9.550	9.500	19.050
	LONG HORSE (VAULTS)				
1	Boris Shakhlin	Russia	9.750	9.550	19.300
	Tied with				
1	Takashi Ono	Japan	9.700	9.600	19.300
3	Vladimir Portnoi	Russia	9.600	9.675	19.275
4	Yuriy Titov	Russia	9.700	9.525	19.225
5	Yukio Endo	Japan	9.650	9.525	19.175
6	Shuji Tsurumi	Japan	9.650	9.500	19.150



Bachna · Fuchs · Grossfeld · Maycock · Montefusco · Richardson · Sontgerath

All But One Of 16 Medals Awarded Russia In Women's Gymnastics; Improved U. S. A. Ninth

BY sweeping 15 of a possible 16 medals in an enthralling series of performances before capacity crowds, Russia was most dominant.

The American girls recorded the best average scores of any US team in the post-war era, finishing ninth in the team competition of 17 nations. The USA also took ninth place at Melbourne when only nine countries were entered.

The USA improvement in the four-year period was so marked that it

GYMNASTICS, WOMEN

was able to defeat such high calibre gymnastic countries as Sweden, Italy, France and Finland.

The competition was staged in the historic Caracalla Baths, constructed in 217 A.D. by Antoninus Caracalla. An arena seating 5,000 was built within the centuries-old arches, vaults and columns of the huge monument in the heart of Rome.

* * *

Russia was led once again by the graceful, lovely Larisa Latynina. Winner of three individual crowns and pace-setter of the victorious team in 1956, she collected three gold medals, two silvers and one bronze this time.

In guiding the Soviets to their third straight team championship, Larisa repeated as all-around and free standing exercises queen, took second in the parallel bars and beam, and was third in the long horse vault.

The only outsider to break the Russian monopoly was Eva Bosakova of Czechoslovakia, who took first on the beam with 19.283 points to Latynina's 19.233. Otherwise the Russian girls swept the all-around (Latynina, 77.031), free standing exercises (Latynina 19.583), long horse (Margarita Nikolaeva, 19.316), and parallel bars (Polina Astakhova, 19.616).

Only 10 women qualified to compete in the finals of the four individual championships, five of them Russians, three Czechs, one Romanian and one Japanese.

The first six in each event of the all-around championship made the individual finals.

Russia had the first four in the all-around in Latynina, 77.031; Sofia Muratova, 76.696; Astakhova, 76.164 and Nikolaeva, 75.831. Romania's Sonia Iovan was fifth with 75.797 and Japan's Keiko Ikeda sixth with 75.696.

* * *

The USA placings in the individual field of 124 from 27 nations were: 28, Gail Sontgerath, 16, West Palm Beach, Fla., 73.097; 40, Doris Fuchs, 22, Rochester, N. Y., 72.498; 45, Sharon Richardson, 17, Jackson, Mich., 72.131; 52, Betty Maycock, 17, Parma, Ohio, 71.930, 58, Theresa Montefusco, 19, 71.363, and 70, Muriel Davis Grossfeld, 19, Urbana, Ill., 70.132.

Doris Fuchs came close to qualifying in the parallel bars, finishing eighth with 19.000. Another near qualifier was Sharon Richardson in the long horse. At 16 the youngster of the team, the National AAU champion and leader in the Trials, was ninth with 18.533, just .199 behind the sixth placer.

Russia, piling up an advantage in the compulsory exercises, scored 382.320 points in winning the team title. In order came Czechoslovakia, 373.323; Romania, 372.053; Japan, 371.422; Poland, 368.620; Germany, 367.754; Hungary, 367.054; Bulgaria, 364.920, and the USA, 363.053. Behind the Americans came Italy, Sweden, France, Finland, Netherlands, Austria, Spain and Great Britain. Only 4.701 points separated the fifth to ninth teams.

In addition to the competing six, the USA team included as alternates Mary Callawn, 20, Naples, Fla.; Judith Krauser, 20, Milwaukee, Wis.; Carolyn Osborn, 21, Mt. Pleasant, Mich., and Sharon Phelps, 19, Indianapolis, Ind. None went to Rome.

Mrs. Janet Bachna of Canton, Ohio, was the coach-manager, positions she held with the victorious Pan American team at Chicago in 1959.

The team of 10 was picked on the basis of the National AAU Championships, designated as the Olympic Trials, at West Point, N. Y., April 29, 30, and May 1. Competition at the training center at West Chester (Pa.) Teachers College, determined the six competitors for the Games at Rome.



GAIL SONTGERATH (on balance beam) practices routine for Olympic Games competition in Rome while USA teammate Betty Maycock awaits her turn.

ALL AROUND INDIVIDUAL

FINAL RESULTS — THURSDAY, SEPTEMBER 8

Place	Name of Competitor	Representing	Parallel Bars	Vaulting Horse	Balance Beam	Free Exercise	All-Around Total
1	Larisa Latynina	Russia	19.433	18.966	19.066	19.566	77.031
2	Sofia Muratova	Russia	19.299	19.032	19.132	19.233	76.696
3	Polina Astakhova	Russia	19.633	18.766	18.233	19.532	76.164
4	Margarita Nikolaeva	Russia	18.799	19.100	18.966	18.966	75.831
5	Sonia Iovan	Romania	19.266	18.732	18.600	19.199	75.797
6	Keiko Ikeda	Japan	19.266	18.432	18.932	19.066	75.696
		United States Placings					
28	GAIL SONTGERATH	UNITED STATES	17.966	18.132	18.333	18.666	73.097
40	DORIS FUCHS	UNITED STATES	19.000	17.966	17.466	18.066	72.498
45	SHARON RICHARDSON	UNITED STATES	17.666	18.533	17.599	18.333	72.131
52	BETTY MAYCOCK	UNITED STATES	18.132	17.833	17.766	18.199	71.930
58	THERESA MONTEFUSCO	UNITED STATES	17.832	17.566	17.699	18.266	71.363
70	MURIEL GROSSFELD	UNITED STATES	16.966	17.200	17.100	18.866	70.132
		Other Placings					
7	Lidia Ivanova, Russia		75.431	68	Ella Lindstrom, Sweden		70.297
8	Vera Caslavska, Czechoslovakia		75.298	69	Paulette Le Roer, France		70.232
9	Ingrid Fost, Germany		75.265	71	Gabriella Santarelli, Italy		69.930
10	Eva Bosakova, Czechoslovakia		75.197	72	Francesca Costa, Italy		69.798
11	Elena Leutseanu, Romania		74.856	73	Monique Rossi, France		69.498
12	Natalia Kot, Poland		74.864	74	Tuevi I. Sappinan, Finland		69.164
13	Ludmila Svedova, Czechoslovakia		74.565	75	Lamberta Jongbloed, Netherlands		69.098
14	Adolefina Tacovo, Czechoslovakia		74.564	76	Ernestine Bussel, Canada		68.932
15	Kiyoko Ono, Japan		74.398	77	Rina Salonen, Finland		68.698
16	Emilia Litz, Romania		74.264	78	Nevenka Pagacnik, Jugoslavia		68.432
17	Donata Stachow, Poland		73.930	79	Lineka Maijaloe, Netherlands		68.431
18	Raina Grigorova, Bulgaria		73.898	80	Marie Kuiters, South Africa		68.397
19	Judit Pats, Hungary		73.831	81	Rolli Bankhelsheda, Israel		68.164
20	Miranda Cicognani, Italy		73.597	82	Ena Lehtonen, Finland		67.864
21	Atanasia Ionescu, Romania		73.564	83	Waltraud Benesch, Austria		67.498
22	Aniko Duzso, Hungary		73.398	84	Renee Hugon, France		67.398
23	Kimiko Tsukada, Japan		73.398	85	Fiorternella Pirita, Netherlands		67.397
24	Barbara Eustachiewicz, Poland		73.298	86	Miriam Kara, Israel		67.165
25	Toshiko Shirasu, Japan		73.298	87	Neethy Wambach, Netherlands		67.165
26	Matyldo Matauskova, Czechoslovakia		73.265	88	Jo Yoo Myung, Korea		67.131
27	Uta Poncanu, Romania		73.197	89	Tamara Ljubkina, Russia		66.664
28	Eva Rydell, Sweden		72.964	90	Rolli Hamalainen, Finland		66.630
29	Rosalava Sanntag, Germany		72.898	91	Henriette Parzer, Austria		66.530
30	Ute Starke, Germany		72.798	92	Katrina Avila, Poland		66.499
31	Erica Madry, Poland		72.764	93	Ruth Abeles, Israel		66.264
32	Hana Ruzickova, Czechoslovakia		72.732	94	Elfriede Himschall, Austria		66.931
33	Nedda Teagnani, Italy		72.697	95	M. Adriana Mayburg, Netherlands		65.797
34	Klara Forstner, Hungary		72.697	96	Vera Grymonpree, Belgium		65.557
35	Ursel Schlicker, Germany		72.697	97	Godeliene Boys, Belgium		64.598
36	Gizela Niedorna, Poland		72.647	98	Liliane Becker, Luxemberg		64.198
37	Jacqueline Diesdonne, France		72.564	99	Rita Vandevelde, Belgium		64.098
38	Katalin Meller, Hungary		72.530	100	Kaye Broadsell, Australia		63.831
39	Olga Tass, Hungary		72.397	101	Erika Bagaric, Austria		62.664
40	Terezo Kocis, Jugoslavia		72.363	102	Anna Cernak, Austria		62.481
41	Ivanka N. Doljeva, Bulgaria		72.332	103	Gwynedd Lingard, Great Britain		61.030
42	Ginko Abukawo, Japan		72.331	104	Renata Muller, Spain		60.531
46	Andreka P. Turpova, Bulgaria		72.064	105	Rosa Belaguer, Spain		60.431
47	Mirjana Bilic, Jugoslavia		72.030	106	Yvonne Staffoll, Luxemberg		60.097
48	Agnes Bacsalmi, Hungary		72.020	107	Patricia Perks, Great Britain		59.931
49	Renate Schneider, Germany		72.029	108	Margaret Neale, Great Britain		59.398
50	Tzvantan Rungheleva, Bulgaria		71.996	109	Delia Sameor, Portugal		59.165
51	Marianna Milena, Bulgaria		71.964	110	Marjorie Carter, Great Britain		58.463
53	Brygida Dziuba, Poland		71.898	111	Valerie Roberts, Australia		58.298
54	Danielle Caulon, France		71.764	112	Monserat Artamendi, Spain		57.797
55	Stanka Pavlova, Bulgaria		71.697	113	Carmen Gonzales, Spain		57.431
56	Wanda Soprani, Italy		71.664	114	Luisa Fernandez, Spain		55.431
57	Kazuko Sagabe, Japan		71.598	115	Elena Artamendi, Spain		55.531
59	Karin Baldemann, Germany		71.298	116	Esbela Fonseca, Portugal		55.431
60	Elena Lagarara, Italy		71.264	117	Gillian Pollard, Great Britain		54.731
61	Gerola Lindahl, Sweden		71.247	118	Dorothy Summers, Great Britain		54.297
62	Lena Adlar, Sweden		71.197	119	Maria Cunha, Portugal		54.165
63	Pirkko Nieminen, Finland		71.130	120	Luize Parker, Canada		52.798
64	Monika Elfvin, Sweden		70.765	121	Yolanda Williams, Cuba		47.998
65	A. Maria Dewaritiere, France		70.764	122	Maria Van Velsen, Netherlands		47.865
66	Solveig Egman, Sweden		70.731	123	Julia Urio, Cuba		47.765
67	Elena Niculescu, Romania		70.563	123	Heldegard Reitter, Austria		47.600

Continued

WOMEN'S GYMNASTICS SUMMARIES

Continued from page 133

FINAL RESULTS — TEAM STANDINGS

Place	Nation	Parallel Bars	Balance Beam	Vaulting Horse	Free Exercise	Total Points
1	Russia (Larisa Latynina Polina Astakhova Tamara Lyukhina Sofia Muratova Lidia Ivanova Margarita Nikolaeva)	96.664	94.396	94.430	96.830	382.320
2	Czechoslovakia (Eva Bosakova Vera Caslavska Matylda Matoushova Hana Ruzickova Ludmila Svedova Adolfina Tocava)	93.364	93.297	92.096	94.566	373.323
3	Romania (Elena Leustean Sonia Iovan Atanasia Ionescu Uta Pascanu Emilia Liu Elena Niculescu)	93.962	91.698	91.796	94.597	372.053
4	Japan (Keiko Ikeda Kimiko Tsukada Kazuka Sagabe Toshiko Shirous Kiyoko Ono Ginko Abukowa)	94.565	92.563	90.896	93.398	371.422
5	Poland (Natulia Kot Danuta Stachow Barbara Eustachiewicz Erica Madry Brygida Dziuba Gisela Niedorna)	93.163	90.464	90.563	94.430	368.620
6	Germany (Karin Baldamann Ute Starke Gretel Schiener Renate Schneider Rosalore Sonntag Ingrid Fast)	93.097	91.231	90.195	93.231	367.754
9	UNITED STATES (Doris Fuchs Muriel Grossfeld Betty Maycock Theresa Monteffusco Sharon Richardson Gail Sontgerath)	91.263	89.397	90.030	92.262	363.053

Other Placings

		Total Points			Total Points
7	Hungary	367.054	13	Finland	343.420
8	Bulgaria	364.920	14	Netherlands	341.688
10	Italy	360.719	15	Austria	326.038
11	Germany	359.470	16	Spain	302.382
12	France	354.189	17	Great Britain	297.721



USA's BETTY MAYCOCK works out on the balance beam during a practice session in Rome.

FINAL SUMMARIES 1960 U.S. OLYMPIC WOMEN'S GYMNASTICS SQUAD TRIALS

U.S. MILITARY ACADEMY, WEST POINT, N.Y. APR. 29-MAY 1

1—Gail Sontgerath, West Palm Beach, Fla. 145.13
2—Muriel Grossfeld, Urbana, Ill. 143.37
3—Betty Maycock, Kent State 142.79
4—Carol Hyborn, West Palm Beach, Fla. 138.93
5—Theresa Monteffusco, Flint, Mich. 138.13
6—Sharon Richardson, Urbana, Ill. 138.10
7—Doris G. Fuchs, Flint, Mich. 137.57
8—Sharon Cowan, Flint, Mich. 137.17
9—Carol Hillman, Naples, Fla. 134.27
10—Judith Klauser, Flint, Mich. 132.04
11—Barbara Culbertson, Flint, Mich. 130.73
12—Melodee Gatlik, Chicago, Ill. 127.83
13—Inez Coon, Flint, Mich. 127.13
14—Marilyn Rothenberger, Buffalo Turners 124.63
15—Sandra Rothenberger, Buffalo Turners 124.26
16—Avis A. Tieber, Austin, Texas 122.70

Final Scores: Top Eight — Westchester, Pa., Aug. 1-2—1, Gail Sontgerath, 148.430 Aug. 1-2—Betty Maycock, 128.566. 3—Muriel Grossfeld, 148.068. 4—Theresa Monteffusco, 144.966. 5—Doris Fuchs, 144.401. 6—Sharon Richardson, 144.167.

WOMEN'S INDIVIDUAL CHAMPIONSHIP EVENTS

Final Results — Friday, September 9

LONG HORSE (VAULTS)

Place	Name of Competitor	Representing	Points
1	Margarita Nikolaeva	Russia	19.316
2	Sofia Muratova	Russia	19.049
3	Larisa Latynina	Russia	19.016
4	Adolfina Tocava	Czechoslovakia	18.783
5	Sonia Iovan	Romania	18.766
6	Polina Astokhova	Russia	18.716

FREE STANDING EXERCISE

Place	Name of Competitor	Representing	Points
1	Larisa Latynina	Russia	19.583
2	Polina Astokhova	Russia	19.533
3	Tamara Lyukhina	Russia	19.449
4	Eva Bosakova	Czechoslovakia	19.383
5	Sofia Muratova	Russia	19.349
6	Sonia Iovan	Romania	19.332

PARALLEL BARS

Place	Name of Competitor	Representing	Points
1	Polina Astukhova	Russia	19.616
2	Larisa Latynina	Russia	19.416
3	Tamara Lyukhina	Russia	19.399
4	Sofia Muratova	Russia	19.382
5	Keiko Ikeda	Japan	19.333
6	Sonia Iovan	Romania	19.099

BALANCE BEAM

Place	Name of Competitor	Representing	Points
1	Eva Bosakova	Czechoslovakia	19.283
2	Larisa Latynina	Russia	19.233
3	Sofia Muratova	Russia	19.232
4	Margarita Nikolaeva	Russia	19.183
5	Keiko Ikeda	Japan	19.132
6	Vera Caslavska	Czechoslovakia	19.083



Hull *Russell* *Beck* *Daniels* *Lambert* *Stoll*

Stubborn Horse Prevented Successful Bid For Individual Gold Medal U. S. A.'s Robert Beck

A HORSE'S obstinate refusal to jump a log hurdle cost the United States the individual gold medal in the modern pentathlon.

Instead of first place, Navy Lt. (JG) Robert Beck of San Diego, Calif., finished third behind two Hungarians; the US team was also third in the team competition behind Hungary and Russia.

Hungary's Ferenc Nemeth (5,024 points) and Imre Nagy (4,988) actually passed the 23-year-old Beck in the last of the five events—the 4,000-meter cross country run. Beck took the bronze medal for third with 4,981 points.

Beck was in first place after the first four events—riding, epee fencing, pistol shooting and the 300-meter freestyle swim—of the gruelling, five-sport event. He led with 3,966 points followed by Russia's Antonio Almada, 3,875, Nemeth 3,856, and Nagy 3,823.

But in the run Beck finished 24th in 14:55 and received 1,015 points. Nemeth picked up 1,168 points on seventh place in 14:04; Nagy took eighth in 14:05 and earned 1,165 points. Almada dropped to 17th place on a poor swim. He was 52nd in 16:43 and gained only 691 points.

Russian Igor Novikov, the reigning and three-time world champion, led the runners with 13:38 and 1,246 points. He finished fifth with 4,962 points. Hungary's Andras Balczo also rallied in the running, taking second with 13:48. His 1,216 points gave him a fourth-place total of 4,973 and helped Hungary capture the team title.

Hungary had 13,865 points, Russia 13,746 and the US 13,216. There were 17 teams and 60 individual entries in the competition.

* * *

The other two Americans—both Army reserve officers who asked to be called back to active duty to compete in the Olympics—finished eighth and 15th. Lt. Jack Daniels, 27, of Missoula, Mont., had 4,717 points for eighth, and Lt. George Lambert, 31, of Sioux City, Iowa, was 15th with 4,540.

Lt. Beck maintained he lost the title in the very first event—the riding—because of a stubborn mount. He estimated his horse's single refusal cost him at least 90 points, 60 for penalty and about 30 more in time lost bringing the horse around for the successful second try. He lost only by 43 points. Beck was timed in 8:27 for the ride and received 1,039 points.

Lt. Beck was 20th in riding, third in fencing, third in shooting, fourth in swimming, and 24th in cross country running.

The other members of the top five and Daniels and Lambert had the following placings in order (riding, fencing, shooting, swimming and running): Nemeth, 31-2-10-6-7; Nagy, 19-1-23-18-8; Balczo, 21-6-36-1-2; Novikov, 33-8-15-2-1; Daniels, 27-12-6-3-26; Lambert, 2-29-37-9-27.

* * *

The four-man US team was picked on the basis of the Olympic Trials at Fort Sam Houston, Texas, July 20-24. Lambert (4,745), Beck (4,737), Daniels (4,683) and Cpl. Richard Stoll (4,604), 25, of Minneapolis, Minn., earned the trip to Rome.

Col. Dan Hull of the Army was manager and Officer in Charge of the team. Lt. Col. John W. Russell of the Army, was the team manager.

MODERN PENTATHLON

NATURE AND RULES OF OLYMPIC MODERN PENTATHLON COMPETITION

RIDING—A 4700 meter cross country test with 25 obstacles, held at Passo Corese. Horses assigned to contestants by drawing of lots. The rider who completes the course without faults in 9 minutes is awarded 1000 points. For each second above or below this time, 3 points will be deducted or added. Penalty points are assessed as follows: for the first refusal or swerve, 60 points; for the second, 80; and for the third, 100. Fall of rider or horse, 80 points.

FENCING—Held at the Palazzo dei Congressi (EUR), the competition consists of epee fencing in one-hit bouts on a round-robin basis. The duration of the bout must not exceed 3 minutes. Method of scoring—1000 points awarded to the competitor who wins 75% of his total number of bouts. For each win in excess or inferior to this, 13 points will be added or deducted. Note—in team classification, only the bouts won by the team members are counted.

SHOOTING—Held at Poligono Di Tiro, the competition consists of pistol or revolver shooting at targets 25 meters distant in four series of five shots each. A 1000 points is awarded for a target score of 195; for each point below or above that number, 20 points will be deducted or added.

SWIMMING—Held at the Stadio del Nuoto, the competition consisted of a 300 meter free style event. Competitors swam in heats to qual... a final and 1000 points were awarded to competitors who swam the distance in 4 minutes. For each second above or below 4 minutes, 3 points were deducted or added.

RUNNING—This was a cross country run over a ... meter course at Acqua Santa (Campo di Galli). A 1000 points was awarded to the... getter who ran the course in 15 minutes. For each second above or below this time, 3 points were deducted or added.

INDIVIDUAL COMPETITION — MODERN PENTATHLON

FINAL RESULTS

Place	Contestant and Nation	Fri. Aug. 26 RIDING Time	Pts.	Sat. Aug. 27 FENCING Won	Pts.	Mon. Aug. 29 SHOOTING Score	Pts.	Tues. Aug. 30 SWIMMING Time	Pts.	Wed. Aug. 31 RUNNING Time	Pts.	Total Points
1	Ferenc Nemeth *8:37.0	1009	42	977	189	880	4:02.0	990	14:04.9	1168	5024
	Hungary											
2	Imre Nagy 8:44.0	1048	43	1000	187	840	4:13.0	935	14:05.0	1165	4988
	Hungary											
3	ROBERT BECK *8:21.0	1039	42	977	192	940	3:58.3	1010	14:55.5	1015	4981
	UNITED STATES											
4	Andras Balczo 8:21.0	1037	38	885	183	760	3:45.0	1075	13:48.0	1216	4973
	Hungary											
5	Igor Novikov 9:06.0	982	36	839	188	860	3:53.0	1035	13:38.0	1246	4962
	Russia											
6	Nikolay Tatrinov 8:14.0	1138	32	747	186	820	4:23.0	885	14:04.5	1168	4758
	Russia											
	OTHER PLACINGS											
7	Stanislaw Przybylski, POL *8:03.0	1111	32	747	188	860	4:37.0	815	13:54.0	1198	4731	
8	JACK DANIELS, USA 8:52.1	1024	34	793	190	900	3:57.0	1015	15:05.0	985	4717	
9	Kurt Lindeman, FIN 8:51.0	1027	36	839	190	900	4:34.0	830	14:21.8	1117	4713	
10	Khanno Selg, URS 9:11.6	970	36	839	184	780	4:15.0	925	14:01.0	1177	4688	
11	Patrick Harvey, GBR *8:21.0	1057	28	655	191	920	4:20.0	900	14:11.0	1147	4679	
12	Bernd Kotter, FIN *9:18.0	866	40	931	190	900	4:06.0	970	15:00.0	961	4628	
13	Luis Riera, ARG 8:09.0	1153	30	770	189	880	4:09.9	955	15:45.0	865	4623	
14	Kazimierz Paszkiewicz, POL .. 8:35.0	1075	24	563	187	840	3:58.9	1010	14:24.0	1108	4596	
15	Per-Erik Ritzen, SVE 8:21.0	1117	31	724	187	840	4:35.0	825	14:32.9	1084	4590	
16	Esra-Olavi Lahi, FIN 8:48.8	1036	33	770	184	780	4:19.6	905	14:29.0	1093	4584	
17	Antonio Almeda, MEX 8:17.0	1129	40	931	187	840	4:05.3	975	16:43.0	691	4566	
18	GEORGE LAMBERT, USA 8:05.0	1165	29	678	182	740	4:05.9	975	13:06.0	982	4540	
19	Erhard Minder, SVI 8:13.0	1141	33	793	186	820	4:22.0	740	14:49.0	1033	4527	
20	Kazimierz Mazur, POL 8:17.1	1129	25	586	193	960	4:58.0	710	14:18.0	1126	4511	
21	Sture Brickare, SVE *9:01.9	937	28	885	177	640	4:22.0	890	14:22.9	1114	4466	
22	Sergio Escobedo, MEX 7:41.0	1237	34	793	195	1000	5:02.0	690	16:26.0	742	4462	
23	Adriano Facchini, ITA 8:28.0	1096	27	632	184	780	4:09.8	955	15:17.7	949	4412	
24	Donald Cobley, GBR 8:48.2	1038	28	655	181	720	4:27.8	865	14:28.0	1096	4372	
25	Peter Lichtner, AUT 8:19.0	1123	28	655	185	800	4:30.3	750	14:55.5	1015	4343	
26	Peter Little, GBR 9:11.5	967	27	632	183	760	4:19.7	905	14:50.0	1030	4294	
27	Justo Santiago, BRA *10:14.0	718	31	724	187	840	4:12.0	940	14:44.9	1047	4270	
28	Wolfgang Goodick, GER *9:24.0	588	32	747	187	840	4:10.0	950	14:21.1	1117	4262	
29	Gaetano Scalo, ITA *9:00.1	940	36	839	185	800	4:27.7	865	15:01.6	817	4261	
30	Sture Thofelt, SVE 8:52.8	1024	34	793	189	880	4:26.0	870	16:59.0	643	4210	
31	Neville Sayers, AUS 8:52.8	1034	27	632	186	820	5:17.0	615	14:22.8	1114	4205	
32	Wenceslao Malta, BRA *8:18.0	1066	25	586	188	860	4:50.7	750	15:27.3	919	4181	
33	Werno Vetterli, SVI *9:08.0	896	26	609	187	840	4:18.0	910	15:49.0	853	4108	
34	Hugh Doherty, AUS 9:14.0	958	22	517	187	840	4:25.0	875	15:31.0	907	4097	
35	Kazuhiro Tanaka, GIA 9:26.0	922	22	517	187	840	4:22.2	890	15:28.0	916	4085	
36	Carlos Stricker, ARG 8:32.0	1081	19	448	180	700	4:05.1	975	16:01.2	817	4031	
37	Udo Birnbaum, AUT *8:30.0	1010	34	793	177	640	4:54.0	730	15:06.0	832	4005	
38	Shigeaki Uchino, GIA *10:23.0	571	22	517	188	860	4:31.0	845	13:55.0	1195	3988	
39	Frank Bettig, AUT 9:17.0	949	32	747	179	680	5:00.0	700	15:57.0	829	3905	
40	Raul Bouzo, ARG 8:15.2	1135	32	724	163	500	4:08.8	960	16:37.0	709	3888	
41	Giulio Giunta, ITA *10:26.0	662	27	632	172	540	4:07.0	965	14:32.4	1084	3883	
42	Mario Bernard, FRA 9:41.0	877	22	517	185	800	4:40.0	800	15:38.0	886	3880	
43	Jose Perez, MEX *8:31.0	1027	22	517	180	700	4:08.0	960	16:00.0	870	3874	
44	Joaquin Villalba, SPA 9:19.0	943	21	494	189	880	4:30.0	850	16:40.0	700	3867	
45	Christian Beauvallet, FRA 8:15.5	1135	31	724	172	540	5:07.0	665	16:07.0	799	3863	
46	Peter Mackin, AUS 9:08.0	976	22	517	167	440	4:29.0	855	14:44.9	1048	3836	
47	Ben Schmidt, DAN 9:02.0	994	32	747	174	580	5:32.0	540	15:17.1	949	3810	
48	Dieter Krickow, GER 10:38.0	706	30	701	176	620	4:29.4	855	15:34.0	898	3780	
49	Rolf Weber, SVI *8:53.0	941	26	609	176	620	5:15.0	625	15:16.0	952	3747	
50	Jose Pereira, BRA *10:09.0	433	19	448	185	800	4:16.0	920	15:27.3	919	3520	
51	Fernando Inayoze, SPA *8:23.0	1031	18	425	179	680	5:06.0	670	17:20.0	580	3386	
52	Ockert VanGruenen, SAF *9:35.0	755	13	310	179	680	4:58.0	710	15:09.1	823	3378	
53	Etienne Johnquex, FRA *8:44.0	968	27	632	174	580	4:55.0	725	17:56.0	432	3357	
54	Arsene Pot, BEL 8:37.3	1129	18	425	160	380	5:27.0	565	15:59.5	823	3252	
55	Ralf Berckhan, GER 9:07.0	979	30	471	120	0	4:19.7	905	15:24.0	706	3061	
56	Lakdar Bouzid, TUN ..... Disq.	0	9	218	176	620	5:04.0	680	15:54.0	838	2356	
57	Brahim Azzabi, TUN ..... Disq.	0	15	356	162	340	5:50.0	450	17:36.0	532	1678	
58	Ahmed Ennachi, TUN *17:15.0	0	12	287	164	380	6:54.0	130	18:24.0	388	1185	
59	Mohamed Benchekroun, MAR .*10.23.0	751	DNC	0	DNC	0	DNC	0	DNC	0	751	
60	El Mekki Naji, MAR ..... DNF	0	DNC	0	DNC	0	DNC	0	DNC	0	0	

Disq.—disqualified. DNF—did not finish. DNC—did not compete.

* Incurred penalty points which reduced scoring total.

TEAM COMPETITION — MODERN PENTATHLON

FINAL RESULTS

Place	Nation and Personnel		Riding	Fencing	Shooting	Swimming	Running	*Total
1	Hungary		3094	2740	2480	3000	3549	14,863
	Ferenc Nemeth (1)	5024						
	Imre Nagy (2)	4988						
	Andras Balczo (4)	4973						
2	Russia		3087	2326	2460	2845	3591	14,309
	Igor Novikov (5)	4962						
	Nikolay Tatarino (6)	4758						
	Khanno Selg (10)	4688						
3	UNITED STATES		3228	2402	2580	3000	2982	14,192
	ROBERT BECK (3)	4981						
	JACK DANIELS (8)	4717						
	GEORGE LAMBERT (18)	4588						
4	Finland		2929	2480	2580	2705	3171	13,865
	Kurt Lindeman (9)	4713						
	Berndt Kotter (12)	4628						
	Esra-Olavi Lahi (16)	4584						
5	Poland		3315	1804	2660	2535	3432	13,746
	Stanislaw Przybylski (7)	4731						
	Kazimierz Paszkiewicz (14)	4596						
	Kazimierz Mazur (20)	4511						
6	Sweden		3078	2352	2360	2585	2841	13,216
	Per-Erik Ritzen (15)	4590						
	Sture Erickson (21)	4466						
	Biron Thofelt (30)	4210						
	OTHER TEAM PLACINGS							
7	Great Britain		3060	1700	2400	2670	3273	13,103
8	Mexico		3392	2184	2540	2625	2103	12,845
9	Italy		2698	1948	2120	2785	2850	12,401
10	Argentina		3369	1804	1943	2890	2391	12,397
11	Switzerland		2978	1830	2280	2275	2838	12,201
12	Australia		3082	2048	2180	2676	2126	12,106
13	Brazil		3212	1274	2300	2610	2886	11,937
14	Australia		2938	1440	2100	2345	3069	11,912
15	France		2980	1756	1920	2190	2157	11,003
16	Germany		2273	1736	1480	2210	2721	10,940
17	Tunisia		0	768	1340	1260	1738	5,126
18	Morocco		751	0	0	0	0	751

* Disparity between team and individual totals due to scoring rules in fencing competition.



LT. ROBERT BECK, leading USA entry in the Modern Pentathlon, heads his mount down-hill towards a water hazard during the riding competition of the strenuous five-event competition.

OFFICIAL SUMMARIES 1960 UNITED STATES OLYMPIC MODERN PENTATHLON TRIALS—FORT SAM HOUSTON, TEXAS

TOP 10 CONTENDERS PERMITTED BY EVENTS, JULY 20-24, INC.

Name of Athlete	FENCING Perf.	Pts.	SHOOTING Pts.	SWIMMING Perf.	Pts.	RUNNING Perf.	Pts.	RIDING Pts.	Point Total
Lt. George Lambert Sioux City, Iowa L-12	W-30	969	189 880	4:17.4	915	15:05.3	985	6:41.3 996	4,745
Lt. Robert L. Beck* San Diego, Calif. L-11	W-31	1000	192 940	4:00.7	1000	14:57.4	1009	7:53.5 708	4,737
Lt. Jack Daniels Minneola, Miss. L-13	W-29	938	186 820	3:55.4	1025	14:44.5	1048	7:37.0 852	4,683
Cpl. Richard Stoll Minneapolis, Minn. L-15	W-27	876	191 920	4:15.8	925	14:43.3	1051	7:27.5£ 832	4,604
Lt. Alan T. Jackson Rolling Hills, Calif. L-14	W-28	907	196 1020	4:05.7	975	14:51.8	1027	8:31.0 636	4,565
Robert Miller Seattle, Wash. L-16	W-24	783	193 960	3:58.9	1010	16:36.0	712	6:51.0 1036	4,501
Pfc. Paul Pasilly San Antonio, Texas L-9	W-34	1093	182 740	4:07.5	965	15:51.4	847	7:27.5£ 832	4,477
Lt. Arnie Sowell Pittsburgh, Pa. L-24	W-20	659	182 740	4:29.6	855	14:00.9	1180	6:40.0 1000	4,434
Sgt.-Maj. Clarence Downey, Calif. L-10	W-26	845	179 680	4:39.4	805	14:42.2	1054	7:14.6 944	4,328
Lt. James Moore Erie, Pa. L-23	W-18	597	187 840	4:16.2	920	13:55.3	1195	7:49.0 724	4,276

The competition consists of cross country horseback riding over 5,000 meter course with 30 or more jumps; epee fencing; pistol shooting, timed firing, 20 rounds at 25 meters; swimming, 300 meter free style; and cross country running over 4000 meter course.

OTHER CONTENDERS.—1t.—William Askins, San Antonio, Tex., 3674; 13.—Capt. Leo Jones, Manlon, Calif., 3601; 13.—Cpl. Brian Steinke, USA, Jonesville, Wis., 3389; 14.—Pfc. Ernest Spokane, Wash., 3220, 15.—Lt. John Cox, USA, Stanford, Conn., 3140, 16.—Pfc. Robert USA, Des Moines, Io., 3119, 17.—Daniel Steinman, Philadelphia, Pa., 3114, 18.—Sgt. Donald wood, USAF, Los Angeles, Calif., 3091, 19.—Otis Brown, Jr., St. Louis, Mo., 2740, 20.—Sgt. Richard Son Diego, Calif., 2706, 21.—George Patterson Newark, N. J., 2042, 22.—William Ill., 1930.

* Represented U. S. Navy; all others from U. S. Army.

Four Oared Crew Only Winner For U. S. A.
Germany Victor In Three Including Eight Oar


Goss Sulger


Pocock Lindsey


Schenck Caswell

UNITED STATES CREW BOATINGS

EIGHT-OARS-WITH-COXSWAIN*

Bow—Mark W. Moore, No. 7—Warren E. Sweetser 3rd; No. 6—Gayle R. Thompson; No. 4—Joseph A. Baldwin; No. 5—Peter G. Bos; No. 6—Howard T. Winfree; No. 7—Robert B. Wilson; Stroke—Lyman S. A. Perry; Cox'n.—William C. Long.

Spares

James B. Hitchborn, Michael J. McMahon.

FOUR-OARS-WITH-COXSWAIN**

Bow—A. E. Stocker, Jr., No. 2—Charles P. Aim; No. 3—Michael A. Yonker, Stroke—Roy J. Rubin, Cox'n.—K. Armin Seiffert.

FOUR-OARS-WITHOUT-COXSWAIN*

Bow—Arthur D. Ayrault, Jr.; No. 2—Theodore A. Nash; No. 3—Richard D. Wailes; Stroke—John A. Sayre.

PAIR-OARS-WITH-COXSWAIN*

Bow—F. Conn Findlay, Stroke—Richard A. Dreager, Cox'n.—Henry F. Mitchell 2nd.

PAIR-OARS-WITHOUT-COXSWAIN**

Bow—Robert P. Rogers, Stroke—Ted S. Frost.

SMALL BOAT SPARES

Harry R. Blieden, Louis W. Gellerman.

DOUBLE SCULLS*

Bow—John B. Kelly Jr.; Stroke—William J. Knecht.

SINGLE SCULLS*

Harry L. Parker.

*U. S. Naval Academy

**Lake Washington R. C.

***Philadelphia Vesper R. C.

Continued on page 140

GERMANY'S vaunted oarsmen performed as expected on Lake Albano as strong European crews took over domination of Olympic rowing from the United States.

The Germans won three of the seven championships—the pairs with coxswain, fours with coxswain, and the blue ribbon eights—and took an unexpected second in the single sculls.

Russia took two gold medals—in the single sculls with defender Viacheslav Ivanov and in the pairs without coxswain—two silver medals and one bronze.

The United States, rallying after a poor start in the heats, managed to salvage a gold medal in the fours without coxswain, a bronze medal in the pairs with coxswain, and placed finalists in three other classes.

Czechoslovakia surprised Russia's defending champions by winning double sculls, and took a bronze medal in the eights.

* * *

For the first time, an American crew bowed in the finals of the eights, climax race of the regatta. The dyestery-plagued Naval Academy finished fifth in the field of six. Even if the Middies had been in perfect health it is doubtful that they would have beaten the high-straking German Kiel-Ratzeburg combination which won in Olympic record time without being pressed to the limit.

The Germans were timed in 5:57.18 for the 2,000 meters (mile, 427 yards), breaking the Olympic record of 6:02.6 set by a US Naval Academy crew in 1920.

An American crew from the University of California was timed in 5:56.7 in winning the 1948 championship at London but the course was a few feet short of the 2,000-meter distance.

The races in all seven classes are held over the same course and for the same distance. Olympic records fell in four other events on the six-lane course—in the two pairs and in the two four-oared finals.

The lanes were formed by colored plastic balloons, attached by lines to sunken steel cables strung under the surface of the currentless lake. The blue waters of the beautiful lake are rimmed by wooded slopes. The Pope's summer palace at Castel Gandolfo, overlooking the lake, was a fine vantage point to watch the regatta. The Italians did a supreme job in staging the regatta with its record field of 118 entries from 33 nations.

Conditions varied daily as the changing winds swirled into the crater of the extinct volcano in which Albano lies. There was a fairly strong tailwind for the first two days, a near calm on the third day, cross and head winds for the semi-finals, and a spanking tailwind again for the finals, which helped produce the five records.

* * *

Ivanov, who had no outstanding competition following the withdrawal of the ailing Stuart MacKenzie of Australia, was the only 1956 champion to retain his title.

Despite the known strength of the opposition, the USA had expected to do almost as well at Castel Gandolfo



ROWING

as it did in 1956 at Ballarat, Australia, when it won three gold medals, two silvers and a bronze.

The US Olympic Trials, which drew a record entry of 347 oarsmen and 76 crews from 30 colleges and clubs to Syracuse, N. Y., July 7-8-9, indicated that the USA had fine representatives.

Over-all this probably was the strongest squad to represent the USA in Olympic rowing. But in spite of its excellence the Olympic competition has improved so greatly that it was evident that better and faster crews must be developed if the USA is to dominate this sport again in international competition.

Clifford (Tip) Goes, Chairman of the U. S. Olympic Committee, explained what happened in his report.

"The improvement among European countries, especially Germany and Russia, is phenomenal and in my opinion is not due so much to changes in technique and equipment (oars and rigging) but to a superb physical fitness program. This has produced the endurance, stamina and ability to row a high, effective stroke and otherwise excel. In considering future international competition, this part of the training and coaching program should be carefully evaluated."

Because of the wide course with its six lanes, the heat winners in all but the pairs without and four with cox gained the finals. It didn't help the US which saw everyone of its crews bow in the heats.

* * *

"It was the most disastrous start ever for the US in the Olympics," said Goes.

The squad, nevertheless, rallied to gain five finals through the repechages and there was the hope (unfulfilled) that the Navy crew would do what Yale accomplished in 1956. The Elis advanced through a repechage and went on to give the USA its eighth straight eight-oared championship.

The USA was represented in the four small boats by the Lake Washington Rowing Club of Seattle, Wash., coached by Stan Pocock who handled the small boats in the Olympics, the Vesper Boat Club of Philadelphia won the sculling berths with single Lt. Harry Parker, and the tandem of Jack Kelly, Jr., and Bill Knecht.

Kelly and Knecht finished fourth in their heat and last in the repechages. Parker won his opening heat handily but was a far trailing fifth in the finals.

The American winning four without coxswain included two gold medalists of 1956, Art Ayrault and Dick Wailes, plus Ted Nash and John Sayre.

In the fours with, the US finished a close second to Britain in its heat even though Nash's blade was split early in the race. The Seattle quartet won its repechage in the fastest time of its competition, 6:24.84. In the final the four overhauled Russia at the halfway mark and then went on to win by about a length over Italy's fast-closing foursome in record time of 6:26.26. Records are based on times in the finals.

* * *

In the pairs with, the American trio of Conn Findlay, Dick Droeger and Coxie Henry Mitchell swept by

Continued on page 140


Aim Ayrault Baldwin Blieden Bos Dreager
Frost Findlay Gellerman Hitchborn Kelly Knecht Long McMahon
Mitchell Moore Nash Perry Parker Rogers Rubin Sayre
Seiffert Stocker Sweetser Thompson Wailes Wilson Winfree Yonker

IN MEMORIAM

Russell S. "Rusty" Cosgrove, who coached the Navy eight oar crew which won the 1952 gold medal at Helsinki, died of a heart attack in Phoenix, Ariz., on January 22, 1961. He was a member of the U. S. Olympic Rowing Committee.

Georges L. Cointe, former coach at Cornell University and the U. S. Air Force Academy, American trainer in 1959 died of a heart attack, March 11, 1961.

ROWING

Continued from page 139

fading Denmark to take third behind Germany and Russia. The German crew of Bernard Knubel, Heinz Renneberg and cox Klaus Zerta caught Russia at 1,500 meters and won by a quarter of a length in record time of 7:29.14. Russia's time was 7:30.17 and the USA's 7:34.58.

Ivanov, a rangy, 22-year-old Red Army Lieutenant, trailed Germany's Achim Hill for 500 meters in the single sculls final and then pulled in front. He won by three lengths in 7:13.96 with Hill second, Poland's Teodor Kacerka third, New Zealand's Jim Hill fourth, Parker fifth and Italy's Savino Rebek sixth.

In the double sculls, the surprise Czech tandem of Vaclav Kozak and Pavel Schmidt got off to a good lead and couldn't be caught by Russia's 1956 champions, Alexander Berkulov and Yuriy Tukalov. The Russians barely staved off Switzerland's rallying twosome of Ernst Huerlimann and Rolf Larcher. Kelly, 33, and Knecht, 30, finished 6.7 seconds behind France's winners in the heats, and 6.2 seconds astern of Belgium's victors in the repechages.

Russia's pair without cox of Valentin Boreiko and Oleg Golovanov just managed to beat Austria's Josef Kloimstein and Alfred Sageder and Finland's Veli Lehtela and Toimi Pitkanin in record time of 7.02.01. America's Ted Frost and Bob Rogers were fifth, timed in 7.17.08.

* * *

Germany's four with coxswain crew of Gerd Cinti, Horst Effertz, Jurgen Litz, Michael Obst and Klaus Reikemann displayed plenty of power in the last 1,000 meters to score by nearly a length over Russia in 6:39.12, a record. Lake Washington's young crew of Charles Alm, Al Stocker, Mike Yonker and Roy Rubin, coxed by Kurt Seiffert, took second to Czechoslovakia in its heat, won its repechage, and then was eliminated in the semi-finals. The Huskies finished fourth behind Germany and France (which took 1-2) and Russia.

Navy, stroked by Lyman Perry and coached by Lou Lindsey, trailed Canada all the way in losing its heat to the British Columbia eight by a length. The middies' hopes were raised when they beat Britain's Oxford crew and Sweden by a half length to gain the finals.

But in the climax of the regatta, Germany had everything while the Navy never could get going. The Germans, using their tulip-shaped blades, and with their No. 4 and No. 5 oars rowing on the starboard side, led virtually all the way in winning by a length over Canada in record time of 5:57.8. Canada was timed in 6:01.52 followed by Czechoslovakia, 6:04.84, France in 6:06.57, Navy in 6:08.06 and Italy in 6:12.73.

The Germans, employing a short stroke, hit from 38 to 47 strokes per minute.

Navy's crew included Mark Morse, Warren Sweetser, Gayle Thompson, Joe Baldwin, Pete Bos, Howard Winfree, Bob Wilson, Lyman Perry and coxswain Bill Long.



UNITED STATES EIGHT-OARED CREW comes out of Olympic boathouse ready for a trial over the 2,000 meter course at Lake Albano. Towering in the background is the papal summer home, Centro Internazionale Pio XII per un Mundo Migliore.

CHAMPIONSHIP FINAL RESULTS—1960 U.S. OLYMPIC ROWING TRIALS

LAKE ONONDAGA, SYRACUSE, N. Y.
SATURDAY, JULY 9, 1960
(In order of events)

Four-oars-with-coxswain—won by Lake Washington Rowing Club (A.E. Stocker, Jr., bow; Charles P. Alm, No. 2; Michael A. Yonker, No. 3; Roy J. Rubin, stroke; K. Arthur Seiffert, coxswain). 2—Detroit Boat Club, Washington Rowing Club (B), 7:12.3. 3—Detroit Boat Club, 7:18.5. 4—Cornell Crew Club, 7:24.4.

Pair-oars-without-coxswain—won by Lake Washington Rowing Club (Robert P. Rogers, bow; Ted S. Frost, stroke). Time: 7:47.2. 2—Union Boat Club of Boston, 8:02.2. 3—West Side Rowing Club of Buffalo, 8:09.0. 4—Detroit Boat Club, 8:12.4.

Double Sculls—won by Philadelphia Vesper Rowing Club (John B. Kelly, Jr., bow; William J. Knecht, stroke). Time: 8:00.2. 2—Detroit Boat Club, 8:06.3. 3—New York A.C., 8:36.3. 4—Lake Washington Rowing Club entry scratched.

Eight-oars-with-coxswain—won by U. S. Naval Academy. (Mark W. Moore, bow; Warren E. Sweetser 3rd, No. 2; Gayle R. Thompson, No. 3; Joseph A. Baldwin, No. 4; Peter G. Bos, No. 5; Howard T. Winfree, No. 6; Robert B. Wilson, No. 7; Lyman S. A. Perry, stroke; William C. Long, coxn.). Time: 6:46.0. 2—University of California, 6:50.1. 3—Syracuse University Rowing Association, 6:53.7. 4—U.S. Naval Academy Plebes: 6:51.8.

Single sculls—won by Harry L. Parker, Philadelphia Vesper R.C., 8:25.2. 2—Richard Bleden, Lake Washington R.C., 8:34.4. 3—Arthur McKinley, Union Boat Club of Boston, 8:34.5. 4—Tom Whalen, Philadelphia Vesper R.C., 8:53.2.

Pair-oars-with-coxswain—won by Lake Washington Rowing Club (F. Conn Findlay, bow; Richard A. Dreager, stroke; Henry K. Mitchell 2nd, coxns) Time: 8:37.2. 2—Undine Barge & Vesper Boat Clubs, 8:50.6. 3—Riverside Boat Club of Cambridge, Mass., 8:54.1. 4—Old Dominion Boat Club of Alexandria, Va., 9:07.1.

Four-oars-without-coxswain—won by Lake Washington Rowing Club (Arthur D. Ayrault, Jr., bow; Theodore A. Nash, No. 2; Richard D. Wailes, No. 3; Sayre Stroke, stroke). Time: 7:16.0. 2—U.S. Naval Academy, 7:27.3. 3—Princeton University, 7:32.1. 4—Menlo Crew Association (Menlo Park, Calif.), 7:35.0.





MEDAL WINNING CREWS FOR THE USA were the pairs-with-coxswain (left) and the four-oars-without coxswain (right). The pairs with crew, third place finisher in its event, left to right, F. Conn Findlay (bow), Henry K. Mitchell 2nd (coxswain), and Richard A. Dreager (stroke). The four-without, champion in its division, included, left to right, John A. Sayre (stroke), Richard D. Wailes (No. 3), Theodore A. Nash (No. 2), and Arthur D. Ayrault, Jr., (bow).

OFFICIAL SUMMARIES — ROWING — 1960 OLYMPIC GAMES

NOTE—All competition held on Lake Albano.

SINGLE SCULLS

FINAL RESULTS — LAKE ALBANO
Saturday, September 3

Place	Name of Contestant	Representing	Time
1	Vyacheslav Ivanov	Russia	7:13.96
2	Achim Hill	Germany	7:20.21
3	Teodor Kocerka	Poland	7:21.26
4	James Hill	New Zealand	7:23.98
5	HARRY PARKER	UNITED STATES	7:29.26
6	Savino Rebek	Italy	7:31.09

RESULTS PRELIMINARY TRIALS — TUESDAY, AUGUST 30

Trial No. 1	Time	Trial No. 3	Time
1 James Hill, NZE	7:19.64	1 Savino Rebek, ITA	7:29.50
2 Achim Hill, GER	7:22.55	2 Jorma Kortelainen, FIN	7:39.51
3 HARRY PARKER, USA	7:26.88	3 Henri Fink, AUT	7:43.53
4 Pavel Melnikov, SAF	7:30.11	4 Sidney Reid, GRB	7:46.90
5 David Ingram, SPA	8:12.94	NOTE—First place winner in each heat qualified directly for finals. All others go into repechages.	
Trial No. 2	Time		
1 Vyacheslav Ivanov, URS	7:27.20		
2 Alexander Rebelo, PBA	7:32.24		
3 Teodor Kocerka, POL	7:33.28		
4 Hugo Wouri, SWI	7:34.67		

RESULTS REPECHAGES — THURSDAY, SEPTEMBER 1

Trial No. 1	Time	Trial No. 3	Time
1 Henri Fink, GER	7:31.00	1 Teodor Kocerka, POL	7:34.31
2 Hugo Wouri, SWI	7:42.00	2 Jorma Kortelainen, FIN	7:35.93
3 Henri Fink, AUT	7:47.09	3 David Melnikov, SAF	7:37.94
4 Jose Lopez, SPA	8:11.40	NOTE—Each place winner in each repechage trial qualified for the finals. All others eliminated.	
Trial No. 2	Time		
1 HARRY PARKER, USA	7:29.66		
2 Alexander Rebelo, PBS	7:32.93		
3 Sidney Reid, GRB	7:41.00		

DOUBLE SCULLS

FINAL RESULTS — LAKE ALBANO
Saturday, September 3

Place	Name of Oarsmen	Time
1	Czechoslovakia	Vaclav Kozak, Pavel Schmidt	6:47.50
2	Russia	Alexander Berkutov, Yuriy Tjukalov	6:50.49
3	Switzerland	Ernst Huerlimann, Rolf Larcher	6:50.59
4	France	Rene Dehomel, Bernard Mannereau	6:52.22
5	Holland	Peter Bakker, Jakobus Rontmeester	6:53.86
6	Belgium	Gerard Higny, Jean Lemoire	6:56.40

RESULTS OF PRELIMINARY TRIALS — WEDNESDAY, AUGUST 31

Trial No. 1	Time	Trial No. 3	Time
1 France	6:45.73	1 Switzerland	6:54.78
2 Holland	6:48.22	2 Belgium	6:55.31
3 Yugoslavia	6:49.72	3 Austria	7:18.15
4 UNITED STATES*	6:51.92	4 Uruguay	7:35.57
5 Denmark	6:52.05	5 Italy	DNF
6 Australia	7:16.41	NOTE—First place winner in each trial qualified directly for finals. All others went into repechages.	
Trial No. 2	Time		
1 Czechoslovakia	6:51.47		
2 Russia	6:51.98		
3 Great Britain	6:53.01		
4 Norway	7:11.04		
5 Denmark	7:15.23		

RESULTS OF REPECHAGES — THURSDAY, SEPTEMBER 1

Trial No. 1	Time	Trial No. 3	Time
1 Holland	6:51.61	1 Belgium	6:49.04
2 Norway	7:02.68	2 Great Britain	6:49.01
3 Denmark	7:05.00	3 Austria	6:53.24
4 Austria	7:15.60	4 UNITED STATES	6:55.24
Trial No. 2	Time	NOTE—First place winner in each repechage qualified for finals.	
1 Russia	6:55.97		
2 Uruguay	7:04.70		
3 Yugoslavia	7:07.61		
4 Italy	7:08.10		
5 Australia	7:12.50		

PAIR OARS WITHOUT COXSWAIN

FINAL RESULTS
Saturday, September 3 — Lake Albano

Place	Nation	Personnel	Time
1	Russia	Valentin Boreiko, Oleg Golovanov	7:02.01
2	Austria	Josef Kloimstein, Alfred Sageder	7:03.09
3	Finland	Veli Lehtela, Toimi Pitkonen	7:03.80
4	Germany	Joachim Nosting, Heinz Weigel	7:08.51
5	UNITED STATES	TED FROST, ROBERT ROGERS	7:17.08
6	Jugoslavia	Nikola Cupin, Anton Ivankovic	7:20.91

RESULTS OF PRELIMINARY TRIALS — TUESDAY, AUGUST 30

Trial No. 1	Time	Trial No. 3	Time
1 Germany	7:04.71	1 Finland	7:05.00
2 Australia	7:05.45	2 UNITED STATES*	7:07.54
3 Mexico	7:25.43	3 Jugoslavia	7:08.54
4 Holland	7:26.52	4 Australia	7:51.88
5 Canada	7:43.82	5 Peru	7:53.96
Trial No. 2	Time	Trial No. 4	Time
1 Italy	7:07.10	1 Italy	7:14.10
2 Argentina	7:10.36	2 Switzerland	7:14.57
3 Austria	7:22.56	3 Great Britain	7:23.32
4 Romania	7:25.77	4 Hungary	DNC
5 Sweden	7:38.00		

NOTE—First place winner in each trial qualified for semi-finals. All others went into repechages.

RESULTS OF REPECHAGES — THURSDAY, SEPTEMBER 1

Trial No. 1	Time	Trial No. 3	Time
1 Austria	7:20.46	1 UNITED STATES	7:14.16
2 Australia	7:24.10	2 Denmark	7:17.06
3 Great Britain	7:25.01	3 Holland	7:31.70
X Sweden	DNC	Trial No. 4	
Trial No. 2	Time	1 Jugoslavia	7:14.20
1 Mexico	7:25.44	2 Switzerland	7:22.79
2 Argentina	7:28.64	3 Canada	7:42.51
3 Peru	7:45.15	4 Romania	7:43.51

NOTE—First two in each repechage advanced to semi-finals.

RESULTS OF SEMI-FINALS — FRIDAY, SEPTEMBER 2

Semi-Final No. 1	Time	Semi-Final No. 2	Time
1 Germany	7:30.03	1 Austria	7:30.03
2 Russia	7:34.00	2 Finland	7:34.00
3 Jugoslavia	7:38.83	3 UNITED STATES	7:38.83
4 Mexico	7:45.55	4 Italy	7:45.55
5 Australia	7:50.59	5 Switzerland	7:50.59
X Denmark	DNF	6 Argentina	7:55.80

NOTE—First three in each semi-final advanced to finals.

ROWING SUMMARIES *Continued from page 141*

PAIR OARS WITH COXSWAIN FINAL RESULTS

Saturday, September 3 — Lake Albano

Place	Nation	Personnel	Time
1	Germany	Bernhard Knubel, Heinz Renneberg; Klaus Zerta	7:29.14
2	Russia	Antonas Bagdanavichus, Zigmas Yuknaj; Igor Rudakov	7:30.17
3	UNITED STATES	RICHARD DRAEGER, CONN FINDLAY, HENRY MITCHELL	7:34.58
4	Denmark	Jensen Jens Berendt, Knud Nielsen; Sven Hansen Lyshoit	7:39.20
5	Italy	Giancarlo Pinetta, Renzo Ostino, Vincenzo Bruno	7:40.92
6	Romania	Stefan Petrescu, Gheorghe Riffatt; Mircea Bogar	7:49.57

RESULTS OF PRELIMINARY TRIALS — WEDNESDAY, AUGUST 31

Trial No. 1	Time	Trial No. 2	Time
1 Italy	7:37.20	1 Germany	7:31.05
2 UNITED STATES	7:41.20	2 Russia	7:34.60
3 Czechoslovakia	7:47.80	3 UNITED STATES	7:36.00
4 Japan/Iraq	7:49.61	4 Japan/Iraq	7:42.20
5 Great Britain	7:55.59	5 Sweden	7:44.00
6 Sweden	7:59.42	6 Australia	7:49.60
Trial No. 3	Time	7 Italy	8:09.20
1 Romania	7:43.30	8 Denmark	8:14.40
2 Holland	7:48.01	NOTE—First place winner in each trial advanced directly to finals; all others to repechages.	
3 Sweden	7:56.06		
4 Argentina	8:02.36		

RESULTS OF REPECHAGES — THURSDAY, SEPTEMBER 1

Trial No. 1	Time	Trial No. 2	Time
1 UNITED STATES	7:39.00	1 Australia	7:47.82
2 Uruguay	7:49.20	2 Great Britain	7:54.75
3 Argentina	7:59.25	3 China	7:59.70
4 Spain	8:04.62	4 Yugoslavia	8:07.20
5 Bahrain	8:18.29	5 Great Britain	8:45.22
Trial No. 3	Time	6 Sweden	7:50.77
1 Italy	7:39.52	7 Hungary	8:01.35
2 Czechoslovakia	7:40.98	NOTE—First place winner in each repechage qualified for the finals.	
3 Holland	7:42.15		

FOUR OARS WITH COXSWAIN FINAL RESULTS

Saturday, September 3 — Lake Albano

Place	Nation	Personnel	Time
1	Germany	Gerd Cintl, Horst Efferts, Jurgen Litz, Michael Obst, Klaus Riekemann	6:39.12
2	France	Robert Dumontelis, Claude Martin, Guy Neuhaus, Jean Klein, Jacques Morel	6:41.62
3	Italy	Fulvio Balatti, Romano Sgheiz, Franco Tricomelli, Giovanni Cicchi, Ivo Stefanoni	6:43.72
4	Russia	Oleg Alexandrov, Boris Federov, Igor Kashkov, Valentin Zanin, Igor Rudakov	6:45.67
5	Australia	Graeme Allen, Maxwell Annett, John B. Hudson, Roland Waddington, Lionel F. Robards	6:45.80
6	Hungary	Tibor Bodonczky, Csaba Kovads, Laszlo Nontaon, Pal Wagner, Gyula Lengyel	6:51.65

RESULTS OF PRELIMINARY TRIALS — TUESDAY, AUGUST 30

Trial No. 1	Time	Trial No. 2	Time
1 Italy	6:40.10	1 Czechoslovakia	6:47.03
2 Australia	6:47.21	2 UNITED STATES*	6:49.62
3 Romania	6:47.23	3 Holland	6:50.48
4 Finland	6:57.70	4 Great Britain	6:51.07
5 Spain	7:07.22	5 Poland	7:03.50
Trial No. 3	Time	Trial No. 4	Time
1 Germany	6:34.55	1 Russia	6:38.76
2 Hungary	6:40.01	2 Austria	6:42.33
3 Denmark	6:47.37	3 Yugoslavia	6:45.75
4 Portugal	6:50.94	4 Sweden	6:56.91
5 Argentina	6:57.40		8:03.34

NOTE—First place winner in each trial advanced to semi-finals; all others to repechages.

*UNITED STATES personnel—CHARLES AUN, ROY BURN, ALFRED STOCKER, MICHAEL YONKER, KURT SEIFFERT.

RESULTS OF REPECHAGES — WEDNESDAY, AUGUST 31

Trial No. 1	Time	Trial No. 2	Time
1 Poland	6:47.00	1 UNITED STATES	6:49.78
2 Australia	6:47.31	2 Finland	6:51.14
3 Great Britain	6:48.21	3 Yugoslavia	6:52.70
4 Brazil	7:09.76	4 Sweden	7:02.90
Trial No. 3	Time	Trial No. 4	Time
1 Hungary	6:51.08	1 Russia	6:41.09
2 Romania	6:55.43	2 Holland	6:41.43
3 Yugoslavia	7:00.71	3 Portugal	6:57.37
4 Japan	7:10.50	4 Greece	6:57.90
		5 Spain	6:57.50

NOTE—First two place winners in each repechage advanced to semi-finals.

RESULTS OF SEMI-FINALS — FRIDAY, SEPTEMBER 2

Semi-Final No. 1	Time	Semi-Final No. 2	Time
1 Italy	7:02.84	1 Germany	7:00.47
2 Australia	7:04.66	2 France	7:02.93
3 Hungary	7:05.54	3 Italy	7:03.76
4 Austria	7:06.55	4 UNITED STATES	7:06.23
5 Finland	7:15.12	5 Romania	7:10.30
6 Czechoslovakia	7:19.71	6 Holland	7:12.02

NOTE—First three place winners in each semi-final advanced to finals.

FOUR OARS WITHOUT COXSWAIN FINAL RESULTS

Saturday, September 3 — Lake Albano

Place	Nation	Personnel	Time
1	UNITED STATES	ARTHUR AYRAULT, TED NASH, RICHARD WAILES, JOHN SAYRE	6:26.26
2	Italy	Tullio Baraglia, Renato Bosatto, Giancarlo Costa, Giuseppe Galotta	6:28.78
3	Russia	Igor Akkramchik, Yuriy Bocharov, Valeri Markovkin, Anatoly Timofeiv	6:29.62
4	Czechoslovakia	Jindrich Blazek, Miroslav Jisko, Rene Libel, Jaroslav Starsta	6:34.30
5	Great Britain	Michael Beresford, Christopher Davidge, John Vigurs, Colin Porter	6:36.18
6	Switzerland	Emil Knecht, Gopf Kestenenn, Kurt Schmid, Rolf Stroull	6:38.81

RESULTS OF PRELIMINARY TRIALS — WEDNESDAY, AUGUST 31

Trial No. 1	Time	Trial No. 2	Time
1 Great Britain	6:34.84	1 Russia	6:31.61
2 UNITED STATES	6:39.62	2 Italy	6:33.84
3 Poland	6:54.20	3 Germany	6:36.81
4 Australia	6:54.90	4 Switzerland	6:40.22
5 Denmark	6:44.20	5 Argentina	6:52.32
6 Japan	6:55.80	NOTE—First place winner in each trial advanced directly to finals; all others to repechages.	
Trial No. 3	Time		
1 Czechoslovakia	6:36.65		
2 Romania	6:42.45		
3 Austria	6:46.50		
4 Australia	6:49.25		
5 Canada	6:56.35		

RESULTS OF REPECHAGES — THURSDAY, SEPTEMBER 1

Trial No. 1	Time	Trial No. 2	Time
1 Great Britain	6:34.84	1 Italy	6:39.79
2 Germany	6:37.27	2 Hungary	6:43.44
3 Canada	6:42.61	3 Australia	6:45.22
4 Australia	6:45.25	4 Japan	6:52.22
Trial No. 3	Time	NOTE—First place winner in each repechage advanced to finals.	
1 Switzerland	6:42.19		
2 Romania	6:47.54		
3 Austria	6:48.04		
4 Argentina	6:56.35		
X Finland	DNC		

EIGHT OARS WITH COXSWAIN FINAL RESULTS

Saturday, September 3 — Lake Albano

Place	Nation	Personnel	Time
1	Germany	Klaus Bittner, Karl Hopp, Hans Lenk, Manfred Ruffs, Frank Schepke, Kraft Schepke, Walter Schreder, Karl von Groddeck, Willi Padge	5:57.18
2	Canada	Donald Arnold, Wayne D'Hondt, Nelson Kuhn, John Lecky, Lorne Loomer, William Mackerlich, Archie MacKinnon, Glen Mervyn, Sohen Bish	6:01.51
3	Czechoslovakia	Bohumil Janousek, Jan Jindra, Jiri Lundak, Jan Svoda, Vaclav Paskevic, Ludek Polizzny, Josef Ventus, Miroslav Kovicek	6:04.84
4	France	Jean Bellet, Emile Clerc, Jean Ledoux, Gaston Mercier, Bernard Meyrandier, Joseph Maroni, Christian Pulbaraud, Michel Trinel, Alain Bernard	6:06.57
5	UNITED STATES	JOSEPH BALDWIN, PETER BOS, MARK MOORE, LYMAN PERRY, WARREN SWEETSER, GAYLE THOMPSON, ROBERT WIGGINS, HOWARD WINFREE, WILLIAM LONG	6:08.06
6	Italy	Paolo Amarisi, Vasco Cantarella, Giancarlo Casalini, Luigi Prato, Vincenzo Prino, Nazzarouo Simonetti, Luigi Spezio, Armido Tarri, Giuseppe Pire	6:12.73

RESULTS OF PRELIMINARY TRIALS — WEDNESDAY, AUGUST 31

Trial No. 1	Time	Trial No. 2	Time
1 Czechoslovakia	6:13.00	1 Germany	6:08.80
2 Australia	6:16.96	2 Italy	6:09.29
3 United Arab Republic	6:22.06	3 UNITED STATES	6:09.85
4 Sweden	6:29.49	4 Russia	6:09.65
5 Switzerland	6:31.70	5 Poland	6:31.45
Trial No. 3	Time	NOTE—First place winner in each trial event advanced to finals; all others to repechages.	
1 Germany	6:07.61		
2 France	6:07.71		
3 Great Britain	6:10.33		
4 Japan	6:11.86		
5 Switzerland	6:17.06		

RESULTS OF REPECHAGES — FRIDAY, SEPTEMBER 2

Trial No. 1	Time	Trial No. 2	Time
1 Italy	6:23.83	1 UNITED STATES	6:31.77
2 Japan	6:24.41	2 Great Britain	6:33.22
3 United Arab Republic	6:24.83	3 Sweden	6:49.56
4 Australia	6:30.15	NOTE—First place winner in each repechage advanced to finals.	
Trial No. 2	Time		
1 France	6:21.34		
2 Russia	6:21.88		
3 United Arab Republic	6:41.39		
4 Spain	6:52.46		

U. S. Marine Captain Victor In Rapid Fire Pistol; American Team Overall Showing Good

RUSSIA maintained overall superiority with the United States finishing second on a fine general showing on the three firing ranges.

The Russians captured two gold medals, two silvers and three bronzes in the six events—two pistols, three rifles and the trapshooting.

The USA won a gold medal—its first since 1952—in the Rapid Fire Pistol with Marine Captain William McMillan, a silver medal in the Small Bore Rifle; Prone, with Jim Hill, and a fourth place in the Clay Pigeon firing with Jim Clark.

It was a great improvement over 1956 especially since a record field of 60 nations participated. Eight of



Swanson



Carpenter

the 10 Americans were active members of the Armed Forces.

* * *

Three Olympic records were set —two automatic wins because of the use of more difficult targets in the Small Bore Rifle events—and one tied. The scores were outstanding considering the adverse conditions the marksmen encountered on the Umberto I range (for the Small Bore Rifles and Pistols), the 300-meter Free Rifle range at Cesano, 16 miles from Rome, and the Clay Pigeon range at Lazio. Both Umberto and Lazio were only a mile from the Olympic village.

Weather conditions during the three weeks of practice were generally ideal with occasional light winds coming up in the afternoon periods. During the week of match firing, the conditions, however, included turbulent dust storms, rain, high winds and varying light.

In addition to McMillan, the other victors were Russia's Alexey Gustchin in the Free Pistol with an Olympic record of 560 points; Austria's Hubert Hammerer in the 300-meter Free Rifle, 1,129; Russia's Viktor Shamburkin in the Small Bore Rifle, Three Positions, 1,149; Germany's 19-year-old Peter Kohnke in the Small Bore Rifle, Prone, 596 (one more than Hill), and Romania's Ion Dumitrescu in the Clay Pigeon, 192.

* * *

Six new champions were crowned and ten nations shared in the division of the 18 medals. Besides Russia and the USA, Germany was the only multiple medal winner, gaining a first and a third in rifle shooting.

The only genuine record to fall was Torsten Ullman's 24-year-old mark in the Free Pistol of 559. That was the only record to escape the shooters in 1956. Russia's Gustchin broke it with a score of 560 with the .22 calibre pistol at 50 meters. Ullman, competing in his fifth Olympics, took fourth with 552. Army Sgt. Nelson Lincoln, 46, of Flagstaff, Ariz., was ninth with 543 and John Hurst, 36, a Los Angeles policeman, 17th with 538.

McMillan, a 31-year-old 6-footer from Turtle Creek, Pa., took the three-way shoot-off in the Rapid Fire Pistol silhouette, firing at 25 meters after tying first with Finland's Pentti Linnosvuo and Russia's Alexandr Zabelin. Each had tied the Olympic record of 587 set in 1956 by Romania's Stefan Petrescu.

McMillan scored 48-50-49 for a 147 total to topping Linnosvuo, a 1956 champion, who had 139, and Zabelin with 135.

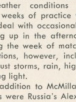

CAPT. WILLIAM McMILLAN, USA's Olympic champion in the rapid fire pistol event.

Army Sgt. Lawrence Mosely, 27, of Ft. Benning, Ga., was 16th with 577.

Hill, a 30-year-old Marine Sgt. from Oceanside, Calif., finished only one point behind Kohnke in the prone firing with the Small Bore Rifle at 50 meters. The marine lost out with a 93 score on his fourth series of 10 shots. His other scores were 100, 97, 100, 98, 100.

"I guess it was the wind—it was very strong there at the far left side of the range," he said of the 94. He had 589 to the German's 590.

Lt. Daniel Puckel, 27, Ft. Benning, the Pan American Games champion, was seventh with 585. He also was seventh in the three-position Small Bore with 585 points and 10th in the three-position Free Rifle with 1,114. Hill was 24th with 1,115 in the three-position Small Bore. Army Lt. John

SHOOTING

Foster, 23, of Springfield, Ohio, was seventh in the Free Rifle with 1,121 points.

Second Lt. Jim Clark, 24, of Bartlesville, Okla., hit 188 of 200 birds in finishing fourth in the Clay Pigeon event, the USA's first entry in this competition since 1924. Arnold Riegger, 40, of Castle Rock, Wash., was 30th with 168. Italy's Galliano Rossini, the 1956 champion with 195, could only do 191 for second place —one behind victor Dumitrescu.

* * *

The USA team was picked on the basis of preliminary tryouts at 14 localities and then the final tryouts at Ft. Benning, Ga., July 18-Aug. 5. The final field for the 10 berths included 21 civilians and 68 members of the Armed Forces. The team's 10th man was Corp. Gary Anderson of Axtell, Nebr., for the Free Rifle. He did not compete, however.

Col. Emmet O. Swe[illegible] USMCR, a former Olympian from [illegible] Minn., was the team coach. [illegible] Sidney C. Carpenter [illegible] Va., was the coach.

(Summary on page 143)

SHOOTING



Anderson Clark



Foster Hill



Hurst Lincoln



McMillan Mosely



Puckel Kleggar



VICTORY CEREMONIES AT Umberto I range near Rome show USA's William McMillan receiving the gold medal for winning the rapid fire pistol event.

UNITED STATES OLYMPIC SHOOTING TEAM TRIALS

FREE PISTOL — 50 METERS

Fort Benning, Georgia — July 22, 1960

Place	Name and Rank	Score
1	Lincoln, Nelson H., Sfc.	1667
2	Hurst, John W.	1636
3	Baxter, Robert A.,	1633
4	Sutherland, Ray L, MSgt.	1631
5	Pinion, Offutt	1628
6	DeFino, Gaspar P., TM 1/C	1626
7	Burchett, Lloyd, Sfc.	1623
8	Meagher, Robert C., SSgt.	1616
9	Baum, Maurice G., Sgt.	1609
10	Burdick, Fremont R., Capt.	1595
11	Chapman, Lee	1579
12	Hardgrave, Thomas M., SSgt.	1570
13	Wright, Verle F., Jr., 1/Lt.	1569
14	Myers, Adrian T.	1561

RAPID FIRE — 25 METERS

Fort Benning, Georgia — July 29, 1960

Place	Name and Rank	Score
1	McMillan, William W., Capt.	1776
2	Mosely, Lawrence K., Sfc.	1757
3	Cortes, David, 1/Lt.	1755
4	Smith, Aubrey E., Sfc.	1750
5	Shineman, Richard M., MSgt.	1748
6	Beslisle, Maurice E., Sfc.	1745
7	Lucker, Harry A., 1/Lt.	1740
8	Baum, Maurice G., Sgt.	1718
9	Norgand, John E., 1/Lt.	1668
10	Gay, William S.	1638

SMALL BORE RIFLE — 50 METERS

Fort Benning, Georgia — July 29, 1960

Place	Name and Rank	Score
1	Puckel, Daniel B., 1/Lt.	3424
2	Hill, James E., GSgt.	3406
3	Foster, John R., 1/Lt.	3404
4	Trew, Robert B., 2/Lt.	3396
5	Atwood, Thomas W. W., Capt.	3391
6	Kendall, Presley W., 1/Lt.	3385
7	Pool, Tommy G., 1/Lt.	3384
8	Anderson, Gary L., Cpl.	3378
9	Davis, Charles D., Sgt.	3370
10	Valkmon, Paul R., 1/Lt.	3369
11	Friend, Milton, 1/Lt.	3369
12	Gunnarsson, Martin L., SpS	3368
13	Eberwine, James A., 1/Lt.	3359
14	Wright, Verle F., Jr., 1/Lt.	3343
15	Briggs, Frank F., 1/Lt.	3340
16	Ainscoe, Charles B., GSgt.	3333
17	Krilling, William E., MSgt.	3321
18	Hamlin, Virgil L., 1/Lt.	3318
19	Britton, John A., 1/Lt.	3305
20	Rogers, Gordon B., Jr., 1/Lt.	3303
21	Spradlin, Eugene F., MSgt.	3301
22	Beadle, Leigh P.	3300
23	Rose, William C., GSgt.	3278
24	Hankins, Jonathan G., 2/Lt.	3273
25	Hodges, Mack B.,	3258
26	Hay, Charles W.	3254
27	Meredith, Bruce A.	3238
28	Maloney, Gerald S., 1/Lt.	3204
29	Fry, David C., 1/Lt.	3090

FREE RIFLE MATCH — 300 METERS

Fort Benning, Georgia — August 5, 1960

Place	Name and Rank	Score
1	Puckel, Daniel B., 1/Lt.	3434
2	Foster, John R., 1/Lt.	3408
3	Anderson, Gary L., Cpl.	3401
4	Wright, Verle F., Jr., 1/Lt.	3393
5	Hill, James E., GSgt.	3364
6	Pool, Tommy G., 1/Lt.	3199
7	Friend, Milton, 1/Lt.	2258
8	Sondager, Robert K., Lt. Col.	2179
9	Rose, William C., GSgt.	2166
10	Ainscoe, Charles B., GSgt.	2145
11	Briggs, Frank F., 1/Lt.	2126
12	Valkmon, Paul R., 1/Lt.	1887
13	Krilling, William E., MSgt.	1844
14	Gunnarsson, Martin L., SpS	1765
15	Eberwine, James A., 1/Lt.	1114
16	Davis, Charles D., Sgt.	1092
17	Kendall, Presley W., 1/Lt.	1091

TRAP SHOOTING

Fort Benning, Georgia — July 31, 1960

Place	Name and Rank	Score
1	Riegger, Arnold O.	292
2	Clark, James R., 2/Lt.	292
3	Everett, Roland N., ACySgt.	289*
4	McLaughlin, Gordon C.	289*
5	Little, Frank L., Pfc.	287
6	Ross, E. A.	285
7	Aldridge, Alan, Pfc.	284
8	Everhart, W. C., Lt. Col.	282
9	Garland, William M., ENS	281
10	Gainey, Durward, 1/Lt.	281
11	Cheek, Herschel L.,	277
12	Helton, Carl K., ADC	271
13	Abbott, William D., ACySgt.	270
14	McNair, Ralph W.	264
15	Hurd, Kenneth B.	262
16	Lamm, Harold J.	260
17	Pendergrass, Ken L., CPO	260
18	Whitford, Harry	252
19	Morris, Bill C.	172
20	Hill, Charles F., Jr.	88

* Shoot-Off.

Continued on page 153





SPRINT RELAY races found the United States men's and women's teams first at the tape but only in the latter's 400 meter event was the USA victory acclaimed. Above, Wilma Rudolph, USA, gets baton from teammate Lucinda Williams, to speed away to a decisive victory. At the left is Jutta Heine, Germany's anchor runner; Irina Press, Russia, is at the right. Below, USA's David Sime hits the tape in the world-record time of 39.4 seconds, an instant ahead of Germany's Martin Lauer. However, an illegal pass of the baton during the first exchange penalized the United States entry and gave Germany the gold medal.











TOP RACE IN the Games was the 400 meters in which an Olympic and world record of 44.9 seconds was established not only by USA's Otis Davis (upper left) but also credited to Germany's Carl Kaufman, whose final lunge at the tape (lower left) sends him sprawling. Exhausted with his great effort, Davis (above) rests, not completely aware of his victory but, when notified officially, he leaps for joy (upper right). In the 1600 meter relay finals a few days later, he again beat out Kaufman (lower right) to bring a gold medal and a world record 3:02.2 clocking to the United States.







WEIGHTY MATTERS—Olympic records toppled when these stalwarts competed. Above, Tamara Press, Russia (center) receives congratulations from runnerup Johanna Luttge, Germany (left) and Mrs. Earlene Brown, USA, third place medalist, for winning the women's shot put. (Lower left) USA's Bill Nieder tosses the lead sphere for a new mark. (Lower right) Al Oerter, USA, repeats as discus throw champion with a new record toss.







BASKETBALL BOUNCES—Preliminary games in the Olympic basketball tournament were held in the Palleastto della Sport (little sports palace) shown above. (Left center) USA's Oscar Robertson, No. 14, leaps high for the ball during the game with Russia. (Right center) Another rebound is snared by Robertson. No. 4 is Walter Bellamy. No. 12 is Russia's G. Voljnav, and No. 5 is Robert Boozer. (Below) Co-captains Jerry West and Oscar Robertson (center) on victory stand with Russia's Voljnav (left) and Brazil's A. Marques, whose teams were second and third respectively in the final standings.





VICTORY CEREMONIES in the Palazzo dello Sport (big sport palace) as USA's light middleweight, Wilbert McClure, is acclaimed Olympic boxing champion. (Left inset) Light heavyweight champion Cassius Clay, USA, defeats Z. Pietrzykowski, Poland, in finals. (Right inset) USA Coach Jules Menendez, left, and Olympic champion middleweight, Sgt. Eddie Crook.



WRESTLING COMPETITION took place in the ancient and historic settings provided by the Basilica di Massenzio near the Colosseum. Here a Swedish grappler (left) eyes his Japanese opponent. (Inset) America's three gold medalists in the free style competition, left to right, Lee Wilson, lightweight; Terry McCann, bantamweight; and Douglas Blubaugh, welterweight.



THE STADIO DEI MARMI (marble stadium) was a colorful arena for the field hockey matches. Above are shown some of the 40 statues, each depicting a different sport, which line the rim of the stadium. (Left) Soccer action at the Stadio Flaminio. (Right) Rifleman Gary Anderson, USA, eyes his target at the Poligono Umberto range.

SMALL BORE RIFLE

FINAL RESULTS — 60 SHOTS, PRONE

Saturday, September 10, 1960 — Umberto I Shooting Range

Place	Name of Competitor	Nation	Score
1	Peter Kohnke	Germany	590
2	JAMES HILL	UNITED STATES	589
3	Pellicioni Forcella	Venezuela	587
4	Vasiliy Borisov	Russia	586
5	Arthur Skinner	Great Britain	586
6	Yukio Inokuma	Japan	586
	OTHER PLACINGS		
7	DANIEL PUCKEL	UNITED STATES	585
8	Marcel Cohen	Bulgaria	585
9	Narat Niasov	Russia	585
10	Iosif Sirbu	Romania	585
11	Anders Kvissberg	Sweden	584
12	Gilmour Boa	Canada	584
13	Henryk Gorski	Poland	583
14	Pierre Guy	France	583
15	Kurt Johansson	Sweden	582
16	Egon Stephansen	Denmark	582
17	V. Ylonen	Finland	582
18	Mikko Nordquist	Finland	582
19	Bernd Klingner	Germany	582
20	Takao Ishii	Japan	582
21	Janos Dosztely	Hungary	580
22	Erlin Kongshaug	Norway	580
23	Niels Petersen	Denmark	580
24	Nicolae Rotaru	Romania	579
25	William Godwin	Great Britain	579
26	Jerzy Nowicki	Poland	579
27	Edson Warner	Canada	578
28	Otakar Horinek	Czechoslovakia	578
29	Escobedo Lastarria	Peru	578
30	Imre Simko	Hungary	578
31	Johannes Human	South Africa	578
32	Hans Spillmann	Switzerland	577
33	Martins L. Artigas	Brazil	577
34	Tor Richter	Norway	577
35	Mariano Antonelli	Italy	576
36	Peter Roll	Hong Kong	576
37	Charles Trotter	Kenya	574
38	Donald Tolhurst	Australia	574
39	Jacques La Fortune	Belgium	574
40	Cirilo Nassiff	Argentina	573
41	Henry Souza	Hong Kong	572
42	Wilhelm Sachsenmaier	Austria	572
43	Petrus Visagie	Kenya	571
44	Cesar Jayme	Philippines	571
45	Paulino Diaz	Mexico	570
46	Roque Josf Cazorla	Venezuela	570
47	Norman Rule	Australia	569
48	Pierre Marson	Monaco	569
49	Hans Schoenenberger	Switzerland	569
50	Chaiam Mabauer	Iran	567
51	Miroslav Stojanovic	Jugoslavia	566
52	Hermanda Castelo	Philippines	566
53	Georges Wehler	France	564
54	Francois La Fortune	Belgium	555

SMALL BORE RIFLE

FINAL RESULTS — 3 POSITIONS, 120 SHOTS

Thursday, September 8, 1960 — Umberto I Shooting Range

Place	Name of Competitor	Nation	Prone	Kneel.	Stand.	Total
1	Viktor Shamburkin	Russia	394	386	369	1149
2	Narat Niasov	Russia	384	388	373	1145
3	Klaus Zehringer	Germany	394	381	364	1139
4	Dusan Haudek	Czechoslovakia	387	386	366	1139
5	Jerzy Nowicki	Poland	394	378	365	1137
6	Esa Kervinen	Finland	392	381	364	1137
	OTHER PLACINGS					
7	DANIEL PUCKEL	UNITED STATES	390	385	361	1136
8	Janos Halup	Hungary	394	384	356	1134
9	Josef Frewis	Austria	389	381	364	1134
10	Otakar Horinek	Czechoslovakia	393	373	367	1133
11	Hubert Hammerer	Austria	391	382	359	1132
12	Iosif Sirbu	Romania	390	384	357	1131
13	P. Jonhonen	Finland	392	377	361	1130
14	Velitechka Christov	Bulgaria	391	382	355	1128
15	Imre Simka	Hungary	389	380	359	1128
16	Anders Kvisberg	Sweden	390	375	362	1127
17	Kurt Mueller	Switzerland	384	370	372	1126
18	Bernd Klingner	Germany	381	380	352	1123
19	Henryk Gorski	Poland	382	388	352	1122
20	Ivan Lazarov	Bulgaria	382	378	360	1120
21	Miroslav Stojanovic	Jugoslavia	392	369	356	1117
22	Hans Schoenenberger	Switzerland	391	370	356	1117
23	Niels Petersen	Denmark	386	369	361	1116
24	JAMES HILL	UNITED STATES	392	378	345	1115
25	Nicolae Rotaru	Romania	394	373	347	1114
26	Walther Frostell	Sweden	389	376	348	1113
27	Donald Tolhurst	Australia	388	376	349	1113
28	Georges Whaler	France	385	371	356	1112
29	Derek Robinson	Great Britain	385	373	353	1111
30	Takao Ishii	Japan	386	377	347	1110
31	Francois La Fortune	Belgium	386	375	347	1108
32	Pierre Guy	France	385	374	349	1108
33	Jorge Di Giandomenico	Argentina	386	370	351	1107
34	Pedro Armella	Argentina	388	380	338	1106
35	Johannes Human	South Africa	391	167	347	1105
36	Yuan Wu Tao	Formosa	392	377	335	1104
37	Branislav Lancar	Jugoslavia	384	379	341	1104
38	Erling Kongshaug	Norway	384	370	350	1104
39	Nagne Landro	Norway	389	364	350	1103
40	Adolfo Feliciano	Philippines	387	365	351	1103
41	Vincenzo Bievo	Italy	383	372	344	1099
42	Jacques La Fortune	Belgium	383	367	349	1099
43	Steffen Crammer	Great Britain	387	373	338	1098
44	Michiel Victor	South Africa	392	377	328	1097
45	Norman Rule	Australia	386	366	343	1095
46	Sergio Rolandi	Italy	388	369	334	1091
47	Evald Gering	Canada	385	372	334	1091
48	Hannan Crystal	Israel	388	356	343	1087
49	Georges Liveris	Greece	384	371	332	1087
50	Raphael Plaz	Israel	388	370	326	1084
51	Bernardo San Juan	Philippines	382	367	334	1083
52	Gilmour Boa	Canada	388	358	331	1077
53	Uffe Larsen	Denmark	376	359	342	1077
54	N. Trinatafyllopoulos	Greece	377	358	321	1056

FREE RIFLE — 300 METERS

FINAL RESULTS — 120 SHOTS, THREE POSITIONS

Monday, September 5, 1960 — Cesano Range

Place	Name of Competitor	Nation	Prone	Kneel.	Stand.	Total
1	Hubert Hammerer	Austria	390	379	360	1129
2	Hans Spillmann	Switzerland	397	377	353	1127
3	Vasiliy Borisov	Russia	383	381	363	1127
4	V. Ylonen	Finland	389	381	356	1126
5	Hayzey Iltis	Russia	380	379	365	1124
6	Vladimir Stiborik	Czechoslovakia	383	380	360	1123
	OTHER PLACINGS					
7	JOHN FOSTER	UNITED STATES	380	384	357	1121
8	Sandor Krebs	Hungary	386	373	359	1118
9	Esa Kervinen	Finland	380	376	361	1117
10	DANIEL PUCKEL	UNITED STATES	380	381	353	1114
11	August Hollenstein	Switzerland	385	373	354	1112
12	J. Mors Hans	Germany	384	377	344	1105
13	Stefan Maszlak	Poland	377	370	358	1105
14	Anders Kvissberg	Sweden	378	372	354	1104
15	Frantisek Prekip	Czechoslovakia	384	372	345	1101
16	Wilhelm Sachsenmaier	Australia	388	363	347	1098
17	Henryk Gorski	Poland	382	378	338	1098
18	Miklos Szabo	Hungary	382	366	348	1096
19	Kurt Johansson	Sweden	387	368	340	1095
20	Constantin Antonescu	Romania	379	362	351	1092
21	Uffe Larsen	Denmark	383	363	342	1088
22	Jorge Di Giandomenico	Argentina	375	358	355	1088
23	Josip Cuk	Jugoslavia	379	366	340	1085
24	Edson Warner	Canada	391	367	320	1078
25	Pedro Armella	Argentina	376	357	345	1078
26	Yuan Wu Tao	Formosa	374	367	333	1074
27	Vladimir Grozdanovic	Jugoslavia	370	364	339	1073
28	Adolfo Feliciano	Philippines	380	356	336	1072
29	Egon Stephansen	Denmark	379	352	340	1071
30	Marin Ferecatu	Romania	367	364	319	1050
31	Donald Tolhurst	Australia	380	353	316	1049
32	Evald Gering	Canada	377	347	313	1037
33	Carreras Albarnoz	Peru	360	350	327	1037
34	John Holt	Australia	372	347	311	1030
35	Nayorga Valdez	Peru	372	344	312	1028
36	Michiel Victor	South Africa	373	347	307	1027
37	Omar Anas	Sudan	231	275	196	702

Continued on page 154

SHOOTING SUMMARIES *Continued from page 153*

FREE PISTOL

FINAL RESULTS — 30 METERS

Tuesday, September 6, 1960 — Umberto I Range

Place	Name of Competitor	Nation	Score
1	Alexey Gustchin	Russia	560
2	Makhmud Umarov	Russia	552
3	Yoshihisa Yoshikawa	Japan	552
4	Torsten Ullman	Sweden	550
5	Stanislaw Romik	Poland	548
6	Albert Spoerri	Switzerland	546

OTHER PLACINGS

7	Vladimir Kudrna	Czechoslovakia	545
8	Horst Kadner	Germany	544
9	NELSON LINCOLN	UNITED STATES	543
10	Gavril Maghiar	Romania	542
11	Garfield McMahon	Canada	542
12	Todao Matsui	Japan	540
13	Pentti Linnavirta	Finland	539
14	Wolfgang Lesack	Germany	538
15	Leif Larsson	Sweden	538
16	Ambrus Balogh	Hungary	538
17	JOHN HURST	UNITED STATES	538
18	Angel Leon Gonzalo	Spain	537
19	Frederic Michel	Switzerland	537
20	Antonio Vita Segura	Peru	535
21	John Trannelling	Australia	534
22	Karel Umek	Jugoslavia	533
23	Vincenzo Bertoldi	Italy	532
24	Dumitchu Donev	Bulgaria	532
25	Todor Kazlovski	Bulgaria	532
26	Kurt Johannessen	Norway	531
27	Kaarlo Pekkala	Finland	531
28	Andrzej Tomza	Poland	530
29	Ilija Nicic	Jugoslavia	529
30	Godfrey Brunner	Canada	528
31	Melaro Gonzales	Spain	528
32	Rodney Johnson	Australia	527
33	Chalermsakdi Issuwng	Thailand	525
34	Marcel Lefortune	Belgium	525
35	Ilia Niku	Romania	524
36	Antonio Jorge	Portugal	523
37	Salvatiarpa Puente	Peru	522
38	Raul Ibarra	Mexico	522
39	Miguel Barsacardo	Puerto Rico	522
40	Edward Penn	Kenya	521
41	Ignacio Mendoza	Mexico	520
42	Sano An Jae	Korea	520
43	Junior Alv. Dos Santos	Brazil	518
44	Giorgio Eraloni	Italy	517
45	Amorn Tuktonandano	Thailand	515
46	Dimitrios Kassovmis	Greece	515
47	Jiri Hrnecek	Czechoslovakia	513
48	Fred Guilbernety	Puerto Rico	513
49	John Tomlinson	Great Britain	508
50	Am. Da Costa E Rocha	Brazil	503
51	Francois Pus	Luxemburg	502
52	Georges Marmaridis	Greece	497
53	Jose Apdomag	Philippines	490
54	Andra Antunes	Portugal	489

RAPID FIRE PISTOL

FINAL RESULTS — 60 SHOTS

Friday, September 9, 1960 — Umberto I Range

Place	Name of Competitor	Nation	I	II	Total
1	WILLIAM McMILLAN	UNITED STATES	295	292	587*
2	Pentti Linnavirta	Finland	294	293	587*
3	Alexandr Zabelin	Russia	291	292	583*
4	Hanspeudi Schneider	Switzerland	292	294	586
5	Stefan Petrescu	Romania	291	294	585
6	Cavril Maghiar	Romania	292	291	583

* In shoot-off McMillan had 147, Linnavuo 139, Zabelin 135.

OTHER PLACINGS

7	Czeslaw Zajac	Poland	290	292	582
8	Jiri Hrnecek	Czechoslovakia	290	292	582
9	Josef Sroh	Czechoslovakia	293	288	581
10	Jan Wallen	Sweden	292	288	580
11	Stic Bentsson	Sweden	291	289	580
12	Evchiy Tcherkasov	Russia	296	283	579
13	Anthony Clark	Great Britain	291	288	579
14	Heinz Franke	Germany	290	289	579
15	Ferenc Kun	Hungary	290	288	578
16	LAWRENCE MOSELY	UNITED STATES	286	291	577
17	Kalle Sivonen	Finland	289	287	576
18	Pejal Paloma	Spain	284	292	576
19	Louis Jimenez	Mexico	286	290	576
20	Heinrich Gallwitzer	Germany	290	285	575
21	Jean Renaux	France	288	287	575
22	Jacques Decaux	France	287	288	575
23	Roberto Mazzoni	Italy	286	287	573
24	Robert Hassel	Great Britain	290	283	573
25	Jozsef Gyonyoru	Hungary	286	287	573
26	Moreno Crasses	Venezuela	282	290	572
27	Perez Manteverde	Venezuela	288	283	571
28	Hector Elizondo	Mexico	279	291	570
29	Sergio Varetto	Italy	285	285	570
30	Fumio Ryuoman	Japan	286	283	569
31	Michael Pappa	Australia	286	283	569
32	Oscar Cerro	Argentina	279	288	567
33	A. Papageorgopoulos	Greece	282	284	566
34	Pratoap Palphanta	Thailand	284	282	566
35	Osamu Ochisi	Japan	285	280	565
36	Celderan Carneja	Peru	290	274	564
37	Hans Albrecht	Switzerland	285	278	563
38	Meleru Gonzalez	Spain	289	274	563
39	Garfield McMahon	Canada	272	286	558
40	Leon Lyon Martin	Puerto Rico	276	282	558
41	Hiro Garcia	Peru	279	278	557
42	Am. Da Costa e Rocha	Brazil	282	274	556
43	Neville Sayers	Australia	275	282	557
44	Sub Sim Moon	Korea	267	285	552
45	Aly Elkashef	United Arab Rep.	271	279	550
46	Sumana Sumanatemeia	Thailand	267	282	549
47	Chen Hu	Formosa	267	279	546
48	Georges Marmaridis	Greece	274	270	544
49	Rogerio Tavares	Portugal	278	264	542
50	Antonio Silva Martin	Portugal	272	265	537
51	Per Nielsen	Denmark	277	255	532
52	Nicolaus Zwetnow	Norway	243	288	531
53	Marocio Miranda	Philippines	265	266	531
54	Mekki Najli	Morocco	245	256	501
55	Mehmood Iqbal	Pakistan	253	248	501
56	Godfrey Brunner	Canada	247	246	493
57	Singh Paul Cheema	India	200	234	434

CLAY PIGEON SHOOTING

FINAL RESULTS

Friday, September 9, 1960 — S. S. Lazio Shooting Range

Place	Name of Competitor	Nation	Score
1	Ion Dumitrescu	Romania	192/200
2	Galliano Rossini	Italy	191/200
3	Sergei Kalinin	Russia	190/200
4	JAMES CLARK	UNITED STATES	188/200
5	Joseph Wheeler	Great Britain	185/200
	Tied with		
	Hans Aasnes	Norway	185/200

OTHER PLACINGS

7	Adam Smelczynski	Poland	184/200
8	Claude Pasteur	France	183/200
	Tied with		
	Joseph Karni	India	183/200
10	Ladislaus Szapary	Austria	182/200
	Tied with		
	Elias Salhab	Lebanon	182/200
12	Rune Andersson	Sweden	181/200
	Tied with		
	Brat Huthart	Great Britain	181/200
	Tied with		
	Hussein Elbadrawi	United Arab Republic	181/200
15	Yuriy Nikandrov	Russia	180/200
	Tied with		
	Flor De Valle	Portugal	180/200
	Juan Lira Vergara	Chile	179/200
	Tied with		
	Gerhard Asmus	Germany	179/200
19	Edo Santiago	Hungary	178/200
	Tied with		
	Plotan Georgithis	Greece	178/200
	Tied with		
	Kenichi Kumagai	Japan	178/200
22	Silcatti Zanella	Venezuela	177/200
	Tied with		
	Karl Kramer	Germany	177/200
	Maurice Tabet	Lebanon	176/200
	Tied with		
	Leo Fernandez	San Marino	176/200
26	Gilberto Navarro	Chile	174/200
27	Franz Sarnitz	Austria	172/200
28	Pierre Fluckiger	Switzerland	171/200
29	Josef Hrach	Czechoslovakia	170/200
30	ARNOLD BIEGGER	UNITED STATES	168/200
31	Nagy Kulin	Hungary	167/200
32	Vaclav Zavazal	Czechoslovakia	166/200
	Tied with		
	Juan Chess Mola	Spain	166/200
34	Edoardo Cosciano	Italy	165/200
35	Wilhelm Peeters	South Africa	162/200
36	Cauvi Dibos	Peru	155/200

Olympic Soccer Crown Finally Gained By Jugoslavia, Runnerup In 1948, 1952, And 1956

JUGOSLAVIA, defeated in three straight Olympic Soccer Finals, finally took the title by defeating Denmark, 3-1, in the final at Rome's Olympiad. Yugoslavia had booed to Sweden in



1948, to Hungary in 1952 and to Russia in 1956.

Only 16 teams were permitted to play at Rome and the United States was among the missing. Mexico defeated the US twice, 2-0, at Mexico City and 3-1 at Los Angeles, in the regional eliminations.

The 16 at Rome were divided into four pools of four teams each with the winner of each pool advancing to the semi-finals. The semi-finalists were Jugoslavia, Italy, Denmark and Hungary.

Denmark defeated Hungary, 2-0, and Jugoslavia and Italy tied 1-1 in overtime. According to the rules, the winner then had to determined by drawing lots. Jugoslavia won, showing that this was its year. Hungary defeated Italy, 2-1, for third place.

In the championship final, Jugoslavia played with a man short after 39 minutes when captain Milan Galic was ejected from the game for protesting too vehemently over the disallowal of a Jugoslav goal.

The scorers were Galic, Zoljko Matus and Borivoje Kostic for Jugoslavia and Fleming Nielsen for Denmark.



SOCCER ACTION during preliminary round of the Olympic Games tournament held in Stadio Flaminio.

OFFICIAL SUMMARIES — SOCCER FOOTBALL — 1960 OLYMPIC GAMES

FINAL RANKINGS

SOCCER FOOTBALL — SEPTEMBER 10

Place	Team Personnel	W	T	L	GS	GA
1	Jugoslavia	3	2	0	17	6
	(Andrejs Ankovic, Vladimir Durkovic, Milan Galic, Fahridin, Jusifi, Tomislav Knez, Borivoje Kostic, Alexsander Kozlina, Dusan Maravic, Zoljko Matus, Zeljko Pervsic, Novak Rogonovic, Velimir Sasic, Milutin Soskic, Silvester Takac, Blagoje Vidinic, and Ante Zanetic).					
2	Denmark	4	0	1	13	7
	(Paul Andersen, John Danielsen, Henning Enoksen, Henry From, Jorgen Hansen, Bent Hansen, Poul Jensen, Hans Nielsen, Harald Nielsen, Flemming Nielsen, Poul Pedersen, Jorn Sorensen, Finn Wiedesheft)					
3	Hungary	4	0	1	7	6
	(Florian Albert, Jeno Dalnoki, Zoltan Dudas, Janos Duna, Lajos Farago, Janos Garaczi, Ferenc Kovacs, Dezso Novak, Pal Orosz, Laszlo Pal, Tibor Pal, Gyula Rakasi, Imre Sztara, Erno Szucsanyi, Gabor Torok, Pal Varmidi, Gyula Vilaszdi).					
4	Italy	2	2	1	11	7

LEADING SCORERS

H. Nielsen, Denmark	7
Albert, Hungary	6
Galic, Jugoslavia	6
Kostic, Jugoslavia	6
Pahl, Poland	5
R. Brown, Great Britain	5
Rosuna, Italy	5
Goracs, Hungary	4

Championship Score
Saturday, September 10
at Stadio Flaminio (Rome)

Jugoslavia	3	1
Denmark	1	3

Jugoslavia goals—Galic, Matous, Kostic. Denmark—F. Nielsen.

Third Place Playoff Score
Friday, September 9

Hungary	1	2
Italy	0	1

Hungary goals—Orosz, Dunai.
Italy—Ogi-Tomazzi.

Results of Semi-Final Matches
Monday, September 5
at Stadio di Napoli

Jugoslavia	0	0 — 0 — 1 — 1
Italy	0	0 — 0 — 1 — 1

Denmark
(Paul Andersen, John Danielsen, Henning Enoksen, Henry From, Jorgen Hansen, Bent Hansen, Poul Jensen, Hans Nielsen, Harald Nielsen, Flemming Nielsen, Poul Pedersen, Jorn Sorensen, Finn Wiedesheft)

Denmark	4	0	1	13	7
Hungary	0	0	0	7	0

Denmark goals—H. Nielsen, H. Enoksen.

Results of Eliminations Matches
FINAL RANKING — GROUP A

Team	W	T	L	G	GA	Pts.
Jugoslavia*	2	1	0	13	4	5
Italy	2	1	0	8	3	5
United Arab Rep.	0	1	2	4	11	1
Dunai, Lajos Farago, Janos Garaczi, Ferenc Kovacs, Dezso Novak, Pal Orosz, Laszlo Pal, Tibor Pal, Gyula Rakasi, Imre Sztara, Erno Szucsanyi, Gabor Torok, Pal Varmidi, Gyula Vilaszdi).	0	1	2	3	10	1

* Jugoslavia goals—B. Kostic 3, Knez, Galic (also automatic), UAR—Raobat.

At Grosseto:

Bulgaria	1	2 — 3
Turkey	0	0 — 0

Bulgaria goals— Diev, Jiliev.

Scores, Monday, August 29 At L'Aquila:

Bulgaria	1	1 — 2
Turkey	0	0 — 0

Bulgaria goals—Diev, Yordanov.

At Firenze:

Jugoslavia	1	3 — 4
Turkey	0	0 — 0

Jugoslavia goals—Kostic 2, Galic, Knez.

Scores, Thursday, September 1
At Stadio Flaminio

Jugoslavia	0 — 3 — 3
Bulgaria	0 — 3 — 3

Jugoslavia goals—Galic 2, Bulgaria—Dobarski 2, Kovatchev.

At Livorno:

Turkey	2 — 1 — 3
United Arab Rep.	1 — 2 — 3

Turkey goals—Yalcinkaya, Koken, Samim.
Arab Republic—Kaith 2, Ritai.

FINAL RANKINGS — GROUP B

Team	W	T	L	G	Gp.	Pts.
Italy	2	1	0	9	4	5
Brazil	2	0	1	10	6	4
Great Britain	1	1	1	8	8	3
Formosa	0	0	3	3	12	0

Scores, Friday, August 26 At Napoli:

Italy	2 — 2 — 4
Formosa	0 — 2 — 1

Italy goals—Rivera 2, Fanello, Tomeazzi.
Formosa—Mok Chun Wah.

At Livorno:

Great Britain	1 — 2 — 3
Brazil	1 — 3 — 4

Great Britain goals—R. Brown 2, Lewis.
Brazil—R. DaSilva 2, M. DaSilva, G. De Oliveira.

Scores, Monday, August 29
At Stadio Flaminio:

Brazil	2 — 3 — 5
Formosa	0 — 0 — 0

Brazil goals—DeOliveira 3, Dias R, Branca 2.

At Stadio Flaminio:

Italy	1 — 1 — 2
Great Britain	1 — 1 — 2

Italy goals—Rosuna 2.
Great Britain—R. Brown, Healy.

Scores, Thursday, September 1
At Firenze:

Italy	3 — 3 — 6
Brazil	2 — 2 — 4

Italy goals—Rosuna 2, Rivera 2, Menichelli 2.
Brazil—Alves.

At Grosseto:

Great Britain	0 — 0 — 0
Formosa	0 — 0 — 0

Great Britain goals—R. Brown 2.
Formosa—Mok Chun Wah.

SOCCER SUMMARIES

Continued from page 155

FINAL RANKINGS — GROUP C

Team	W	T	L	G	Opp.	Pts.
Denmark	3	0	0	8	4	6
Argentina	2	0	1	6	4	4
Poland	1	0	2	7	5	2
Tunisia	0	0	3	3	11	0

Scores, Friday, August 26
At Stadia Flaminio:

Denmark ..... 1 — 2 — 3
Argentina ..... 1 — 1 — 2
Denmark goals—H. Nielsen 2, Sorensen.
Argentina—Olsonia, Blanda.

At Stadia Flaminio:

Poland ..... 3 — 2 — 6
Tunisia ..... 1 — 0 — 1
Poland goals—Pohl 5, Hacharek.
Tunisia—Meddin.

Scores, Monday, August 29
At Livorno:

Denmark ..... 1 — 1 — 2
Poland ..... 0 — 1 — 1
Denmark goals—H. Nielsen 2.
Poland—Godeck.

At Pescara:

Argentine ..... 1 — 1 — 2
Tunisia ..... 0 — 1 — 1
Argentine goals—Olanlak 2.
Tunisia—Kerrit.

Scores, Thursday, September 1
At L'Aquila:

Denmark ..... 2 — 1 — 3
Tunisia ..... 0 — 1 — 1
Denmark goals—H. Nielsen 2, F. Nielsen.
Tunisia—Cherif.

At Napoli:

Argentine ..... 1 — 1 — 2
Poland ..... 0 — 0 — 0
Argentine goals—Perez, Olaniak.

FINAL RANKINGS — GROUP D

Team	W	T	L	G	Opp.	Pts.
Hungary	3	0	0	15	3	6
France	1	1	1	3	9	3
Peru	1	0	2	6	9	2
India	0	1	2	3	6	1

Scores, Friday, August 26
At L'Aquila

Hungary ..... 1 — 1 — 2
India ..... 0 — 1 — 1
Hungary goals—Garocs, Albert.
India—Balaraman.

At Firenze:

France ..... 0 — 2 — 2
Peru ..... 1 — 0 — 1
France goals—Giomarchi, Quedec.
Peru—Dibe.

Scores, Monday, August 29
At Stadia Flaminio:

Hungary ..... 3 — 3 — 6
Peru ..... 1 — 1 — 2
Hungary goals—Albert 3, Dunai 1, Ratasi, Kovacs.
Peru—Ramirez 2.

At Grosseto:

France ..... 0 — 1 — 1
India ..... 0 — 1 — 1
France goal—Cuincon.
India—Banerjee.

Scores, Thursday, September 1
At Stadio Flaminio:

Hungary ..... 3 — 4 — 7
France ..... 0 — 0 — 0
Hungary goals—Garocs 3, Dunai 2, Albert 2.

At Pescara:

Peru ..... 1 — 2 — 3
India ..... 0 — 1 — 1
Peru goals—Nieri 2, Uribe.
India—Balaraman.

OFFICIAL RESULTS — ELIMINATION MATCHES — OLYMPIC SOCCER

Scores of Elimination Matches Held Prior to Games

EUROPEAN GROUP ONE

Denmark—1 ..... Iceland—1
Denmark—4 ..... Iceland—2
Norway—2 ..... Iceland—1
Iceland—1 ..... Norway—0
Denmark—2 ..... Norway—1
Denmark—4 ..... Norway—1
Qualifier: Denmark

EUROPEAN GROUP TWO

Poland—3 ..... Germany—
Poland—2 ..... Germany—0
Poland—2 ..... Finland—1
Poland—6 ..... Finland—2
Germany—2 ..... Finland—1
(2nd game cancelled)
Qualifier: Poland

EUROPEAN GROUP THREE

Bulgaria—1 ..... Russia—1
Bulgaria—1 ..... Russia—0
Bulgaria—0 ..... Romania—1
Bulgaria—2 ..... Romania—1
Russia—2 ..... Romania—1
Russia—0 ..... Romania—0
Qualifier: Bulgaria

EUROPEAN GROUP FOUR

Israel—2 ..... Jugoslavia—1
Jugoslavia—2 ..... Israel—1
Greece—2 ..... Israel—1
Israel—2 ..... Greece—1
Jugoslavia—4 ..... Greece—0
Jugoslavia—3 ..... Greece—0
Qualifier: Jugoslavia

EUROPEAN GROUP FIVE

Great Britain—2 ..... Holland—2
Great Britain—5 ..... Holland—2
Ireland—6 ..... Holland—1
Ireland—0 ..... Holland—0
Great Britain—3 ..... Ireland—2
Great Britain—3 ..... Ireland—1
Qualifier: Great Britain

EUROPEAN GROUP SIX

France—1 ..... Luxemburg—0
France—2 ..... Luxemburg—5
France—2 ..... Switzerland—1
France—1 ..... Switzerland—0
Luxemburg—0 ..... Switzerland—0
Luxemburg—2 ..... Switzerland—2
Qualifier: France

EUROPEAN GROUP SEVEN

Hungary—2 ..... Austria—1
Hungary—4 ..... Austria—0
Czechoslovakia—2 ..... Austria—1
Czechoslovakia—0 ..... Austria—0
Hungary—2 ..... Czechoslovakia—1
Hungary—2 ..... Czechoslovakia—1
Qualifier: Hungary

AFRICA GROUP ONE

Nigeria—2 ..... Ghana—1
Nigeria—1 ..... Ghana—4
United Arab Republic—2 ..... Ghana—1
United Arab Republic—0 ..... Ghana—2
United Arab Republic—2 ..... Nigeria—2
United Arab Republic—2 ..... Nigeria—0

AFRICA GROUP TWO

Ethiopia—1 ..... Uganda—1
Ethiopia—2 ..... Uganda—1
Sudan—1 ..... Uganda—0
Sudan—1 ..... Uganda—0
Sudan—3 ..... Ethiopia—1
Sudan—1 ..... Ethiopia—1

AFRICA GROUP THREE

Malta—0 ..... Tunisia—0
Malta—0 ..... Tunisia—2
Malta—1 ..... Morocco—2
Malta—1 ..... Morocco—2
Tunisia—2 ..... Morocco—2
Tunisia—1 ..... Morocco—3

NOTE—United Arab Republic, Tunisia, and Sudan advance to Africa Zone Finals.

AFRICA ZONE FINALS

Tunisia—0 ..... United Arab Republic—0
Tunisia—1 ..... United Arab Republic—3
Tunisia—0 ..... Sudan—1
Tunisia—2 ..... Sudan—0
United Arab Republic—1 ..... Sudan—0
United Arab Republic—3 ..... Sudan—0

Qualifiers: United Arab Republic and Tunisia.

ASIA-AUSTRALIA GROUP ONE

Korea—2 ..... Japan—0
Korea—0 ..... Japan—1

ASIA-AUSTRALIA GROUP TWO

Australia forfeited to Indonesia.

ASIA-AUSTRALIA GROUP THREE

Formosa—3 ..... Thailand—1
Formosa—3 ..... Thailand—1

ASIA-AUSTRALIA GROUP FOUR

India—5 ..... Afghanistan—2
India—2 ..... Afghanistan—0

ASIA-AUSTRALIA GROUP FIVE

Turkey—7 ..... Irak—1
Turkey—3 ..... Irak—2
Irak—3 ..... Libano—0
Irak—5 ..... Libano—0
Turkey—2 ..... Libano—0 (f)
Turkey—2 ..... Libano—0 (f)

NOTE—Turkey qualifies for Games.

ASIA-AUSTRALIA SEMI-FINAL ONE

India—4 ..... Indonesia—2
India—2 ..... Indonesia—0

NOTE—India qualifies for Games.

ASIA-AUSTRALIA SEMI-FINAL TWO

Formosa—2 ..... Korea—2
Formosa—1 ..... Korea—0

NOTE—Formosa qualifies for Games.

AMERICA GROUP ONE

Mexico—2 ..... United States—0
Mexico—1 ..... United States—1

AMERICA GROUP TWO

Surinam—4 ..... Dutch West Indies—1
Surinam—2 ..... Dutch West Indies—1

AMERICA GROUP THREE

Brazil—7 ..... Colombia—1
Brazil—0 ..... Colombia—2

AMERICA GROUP FOUR

Argentina—6 ..... Chile—0
Argentina—1 ..... Chile—1

AMERICA GROUP FIVE

Peru—6 ..... Uruguay—0
Peru—3 ..... Uruguay—2

AMERICA FINALS

Peru—1 ..... Mexico—0
Argentina—6 ..... Surinam—2
Brazil—2 ..... Mexico—1
Peru—3 ..... Surinam—1
Argentina—3 ..... Brazil—1
Mexico—4 ..... Surinam—0
Argentina—2 ..... Peru—1
Brazil—4 ..... Surinam—1
Argentina—3 ..... Mexico—1
Peru—2 ..... Brazil—0

Qualifiers for Games—Peru, Brazil, Argentine.

Australia Overwhelmed By U. S. A. In Battle For Men's Swim Honors; All Olympic Marks Fall

THE USA swimmers and divers regained supremacy from Australia with a tremendous comeback at Rome's Stadio del Nuoto, a new $1,500,000 aquatic stadium.

Inspired by the stirring comeback of plucky Jeff Farrell, who left a hospital bed to make the 20-man squad, the USA won six of the 10 championships, four silver medals and three bronzes.

With the team entry for each of the eight individual events cut to two men, it was only possible for one nation to win 16 medals. The US won 13, including golds in the two relays.

At Melbourne in 1956, the US only captured two gold medals, three silvers and one bronze. Three men were allowed a nation for each individual event in 1956.

Australia, winner of five of the nine championships at Melbourne, won only four this time plus three silvers and two bronzes.

Japan, which had expected to give the two swimming powers a battle, failed to win a gold medal. The Japanese had to settle for three silvers and one bronze.

* * *

Every Olympic record was wiped out and three world records were smashed. The USA accounted for all of the new world standards, in the 200-meter butterfly with 17-year-old Mike Troy, in the 400-meter medley relay (a new event) and the 800-meter freestyle relay. Farrell anchored both of the relay teams. Troy's time was 2:12.8. The medley relay was cocked in 4:05.4 and the freestyle quartet in 8:10.2.

Other US winners were the surprising Bill Mulligan, in the 200-meter breaststroke in 2:37.4, Gary Tobian, in the springboard dive with 170.00 points, and Bob Webster in the platform dive with 165.56.

Australia's winners were John Devitt, in the controversial 100 meters in :52.2, Murray Rose, in the 400-meter freestyle in 4:18.3; John Konrads, in the 1,500-meter freestyle in 17:19.6, and David Theile in the 100-meter backstroke in 1:01.9. Devitt, Rose and Theile also won their events in 1956.

Devitt, the world record holder at :54.6, retained his title in a nerve-wracking finish that caused a furore and an American protest. Most observers at the finish line believed that the tall, blond Larson had capped a rally by touching first by inches. After a long delay Devitt was declared the winner in :55.2, although the electronic devices had Larson in :55.1.

The referee gave both Devitt and Larson the same :59.2 time, touching off another US protest. The jury and then the International Swimming Federation (FINA) rejected the protests.

Two of the three first-place judges had Devitt the winner and the other had Larson first. But it was just the reverse with the second-place judges. Devitt had Devitt second (which meant Larson was first) and one had Larson second. Thus the judges were deadlocked.

The chief judge then broke the deadlock by naming Devitt the winner. Max Ritter, the US representative of FINA's executive committee, protested that the FINA rule called for the use of the timing machines in the event the judges were unable to decide. Ritter further claimed that the chief judge was in no position to judge the finish and that FINA rules do not provide him with a vote.

The three machines in lane 3 (Devitt and the three in lane 4 (Larson) showed Larson the winner. Devitt was given three similar times of :59.2. Larson was clocked in :55.0, :55.1, and :55.1, making his time :55.1.

* * *

Jeff Farrell, a pre-Olympic favorite in the 100, was stricken by an inflamed appendix six days before the start of the US Olympic Trials. The 23-year-old ex-Naval Ensign underwent an emergency appendectomy in Detroit. It looked like the man who had the world's fastest time of the year for the 100—:54.8—was lost to the American side.

Farrell, a "free ride" until Aug. 9 —the deadline for Rome entries—when he could race the sixth man on the 800-meter relay squad for the last berth, Farrell declined and said he would try to make it on his own merit.

With his abdomen heavily taped, the courageous Kansan just barely failed by one-tenth of a second to make the 100. Just 25 meters from the finish he swerved into the ropes, losing precious time, and wound up third in :56.1, beaten by Larson (:55.0) and Bruce Hunter of Harvard (:56.0).

Still Farrell refused to be denied. Several days later he took fourth place in the 200-meter freestyle which provided berths on the 800-meter freestyle relay team for the first six. In the medley relay final at Rome, he swam the 100 anchor in :54.9.

With such a flaming inspiration, the US team was grimly determined to win at Rome. In the Trials, the youngsters demonstrated they were going to be the team to beat with a series of record-breaking performances. At the training camp at East Lansing, Mich., they were moulded into a dedicated team by coach Gus Stager of Michigan, manager Roy Daughters of Seattle and diving coach Phil Moriarty of Yale.

"We received the finest, most determined and hard working group of young men that we have ever had the pleasure of working and associating with. This team was dedicated to win for the United States," said Stager.

Here's the way the Olympic competition went:

100-METER FREESTYLE — This was the first swim final and provoked the great controversy. Larson (:55.5), Hunter (:55.7) and Devitt (:55.7) had posted the fastest times of the eight finalists. They were all in a bunch until Devitt (lane 3) took a slight lead over Larson (lane 4).

The Australian led by a meter with about 20 to go when the tall Californian unleashed a terrific sprint that put him shoulder to shoulder with Devitt. In the last two strokes it appeared Larson's left hand touched just an instant before Devitt's left hit the wall. But Devitt was declared the winner in :55.2. Larson was second in the same time, and Brazil's Manuel Dos Santos third in :55.4. Hunter was fourth in :55.6.

The first two broke Jon Henrick's Olympic record of :55.4 and Dos Santos tied it.

400-METER FREESTYLE — Murray Rose, Australia's triple gold medalist of 1956, retained his 400-meter crown with a beautifully paced race, beating Japan's Tsuyoshi Yamanaka again by five yards. [illegible] Australia's world [illegible] holder (4:15.9), was a very [illegible] third.

Rose was timed in [illegible] while his first six eclipsed his [illegible] mark of 4:27.3. Yamanaka's [illegible] was [illegible] time.

MEN'S SWIMMING & DIVING

Continued from page 157

4:12.4 and Konrads' 4:21.8. Ian Black of Britain also was clocked in 4:21.8 for fourth, Alan Somers of Indianapolis, who had paced the qualifiers with a record 4:19.2, was fifth in 4:22.0. Gene Lenz of Santa Maria, Calif., was seventh in 4:26.8.

* * *

1,500-METER FREESTYLE — John Konrads, the 18-year-old Latvian-born Australian, dethroned teammate Murray Rose in a thrilling finish with America's George Breen third. Japan's Tsuyoshi Yamanaka was fourth. Alan Somers was seventh.

The first six broke Breen's Olympic mark of 17:52.9, with Konrads (world record holder in 17:11) timed in 17:19.6, Rose in 17:21.7 and Breen in 17:30.6. Somers, winner of his heat in 17:54.1, did 18:02.8 in the final.

Breen, 25, and the oldest man on the US team, powered his way in front and led until 1,100 meters. Then Konrads churned ahead with Rose never more than a few strokes behind. The two Aussies virtually matched strokes the rest of the way but Rose couldn't cut down the margin.

200-METER BREASTSTROKE — Bill Mulliken of Miami U. of Oxford, Ohio, pulled the big upset in this one—a race the US supposedly didn't figure in. The 6-foot-3, 185-pound redhead who prefers to race against man instead of the clock, turned in his best time ever in winning his heat in 2:38.0. The 21-year-old then paced the semi-finalists in 2:37.2 and won the final with his usual stretch drive in Olympic record time of 2:37.4. It was the first US victory in this stroke since 1948. Japan's Yoshihiko Ohsaki was second in 2:38.0 and Germany's Wieger Mensonides third in 2:39.7. Paul Hait of San Jose, Calif., was eighth in 2:41.4.

* * *

200-METER BUTTERFLY—Mike Troy, who had been steadily chopping down the world record, tore another big chunk out of it in winning in 2:12.8. Neville Hayes, Australia's 16-year-old phenom, just nipped Dave Gillanders of Michigan in the last few strokes for second, Hayes was timed in 2:14.6 and Gillanders in 2:15.3.

100-METER BACKSTROKE — David Theile, Australia's 22-year-old medical student, came out of retirement to repeat his 1956 triumph. Bob Bennett, 17-year-old Californian, posted the best time in the prelims but in the final it was the pace-setting Thiele all the way with another Olympian, Frank McKinney of Indianapolis, second by about two feet. Thiele eclipsed his Olympic record by three-tenths of a second in 1:01.9. McKinney was second in 1:02.1, also under the record, and Bennett third in 1:02.3. Australia's world record holder, John Monckton (1:01.5), was seventh in 1:04.1.

800-METER (4 x 200) FREESTYLE RELAY — The US sent Bill Darnton, Tom Winters, Steve Clark and George Harrison out to qualify and they broke the listed world record with 8:18.0 after Japan had cracked it with 8:17.1.

In the final Harrison, Dick Blick, Troy and Farrell cut it down to 8:10.2 in capping the gold medal by about 6 meters over Japan (8:13.2) and defender Australia, third in 8:13.8.

It was the 6-foot-5 Blick who broke up this race. Harrison picked up about a meter on his man and then Blick streaked to a 7-meter lead on his leg. Troy, going for his double gold, held most of the margin against Japan's Yamanaka and Australia's Rose, and Farrell added to it.

* * *

400-METER (4 x 100) MEDLEY RELAY—Bob Bennett, backstroke, Paul Hait, breaststroke, Dave Gillanders, butterfly, and Steve Clark, freestyle, warmed up the pool with a world record 4:08.2 in the qualifying heat of this new Olympic event. Then Mc-Kinney (1:02.0), Paul Hait (1:10.5), Larson (:58.0) and Farrell (:54.9) brought it down to 4:05.4 in romping off with the final by about 15 meters. Australia was second in 4:12.0 and Japan third in 4:12.2.

Larson broke this one open with a scintillating :58-second leg which gave Farrell a 7-meter lead. Jeff, in his farewell, blazed the fastest 100 in the Games to stretch the margin. Some clockers caught him in :54.8, only two-tenths of a second off Devitt's world mark.

SPRINGBOARD DIVING — Gary Tobian came through with a series of spectacular, high-point performances on his last three plunges to capture the crown. The 25-year-old from Glendale, Calif., beat teammate Sam Hall

Continued on page 165

OFFICIAL RESULTS — MEN'S SWIMMING & DIVING — 1960 U. S. TRIALS

Brennan Pools, Detroit, Mich., Aug. 2-3-4-5

100 METER FREE STYLE—won by Lance Larson, Los Angeles A.C. :55.0; 2—R. Bruce Hayter, Cambridge, Mass., :56.0; 3—Jeffery Farrell, New Haven S.C., :56.1; 4—James Gonzales, Los Angeles A.C., :56.2; 5—Jeffery George Harrison, Santa Clara, :56.3; 6—Lyman Morris, U.S. Air Force, :56.4; 7—Robert Kaufmann, Cambridge, Mass., :56.5; 8—Lt. John McGill, U.S. Navy, :56.9.

400 METER FREE STYLE—won by Alan Somers, Indianapolis A.C., 4:25.1*; 2—Eugene Lenz, Santa Maria, Calif., 4:26.2; 3—Jerry Macedo, Santa Clara S.C., 4:27.4; 4—Jerry Brown, Los Angeles A.C., 4:28.2; 5—George Breen, Indianapolis A.C., 4:29.0; 6—Dennis Roumasville, Los Angeles A.C., 4:31.3; 7—Peter Sintz, Indianapolis A.C., 4:32.0; 8—George Harrison, Santa Clara S.C., 4:47.4.

1500 METER FREE STYLE—won by Alan Somers, Indianapolis A.C., 17:40.0*; 2—George Breen, Indianapolis A.C., 17:40.2; 3—Roy Saari, El Segundo S.C., 18:00.3; 4—Jerry Macedo, Santa Clara S.C., 18:01.4; 5—Winston Pendleton, Detroit A.C., 18:13.5; 6—Warren Uhler, Detroit A.C., 18:34.4; 7—Roy Burry, Detroit, Mich., 18:51.8; 8—Thomas Bucy, Los Angeles A.C., 19:00.2.

200 METER BREASTSTROKE—won by William Mulliken, Miami U. (Ohio), 2:40.9*; 2—Chester Jastremski, Indianapolis A.C., 2:41.5; 3—Francis Munch, Grand Street Mission Club of New York, 2:41.6; 4—Kenneth Nakashima, Indianapolis A.C., 2:42.3; 5—Wolfgang Grieser, Huntington Beach, Calif., 2:43.9; 6—Robert Clotworthy, U.S. Air Force, 2:44.3; 7—Paul Hait, Santa Clara S.C., 2:44.8; 8—Elliott Maynard, Portland, Maine, 2:52.3.

200 METER BUTTERFLY—won by Michael Troy, Indianapolis A.C., 2:13.2*; 2—Dave Gillanders, Detroit A.C., 2:14.0*; 3—Anthony Tashnick, Detroit A.C., 2:15.4; 4—Barbara Larson, Los Angeles A.C., 2:16.0*; 5—Carl Robie, Detroit A.C., 2:16.2; 6—Gene Lenz, Santa Maria, Calif., 2:20.4; 7—Bob Bennett, New Trier S.C., 2:24.0; 8—Richard Bloch, Rose Polytechnic, 2:26.0.

100 METER BACK STROKE—won by Robert Bennett, Kris Kristenson S.C., 1:02.1*; 2—Frank McKinney, Indianapolis A.C., 1:02.8; 3—Tom Stock, Bloomington, Ill., 1:03.2; 4—Louis Schaefer, Cleveland S.C., 1:03.8; 5—Ronald Ferguson, Los Angeles A.C., 1:04.8; 6—L. Alberto Hussey, ARG ..., 1:04.0; 7—John Roethke, Donner Pool, 1:04.1; 8—Roger Goettsche, New Trier S.C., 1:04.5.

200 METER FREESTYLE (for relay personnel)—won by George Harrison, Santa Clara S.C., 2:03.1*; 2—Richard Bloch, Rose Polytechnical College S.C., 2:04.2**; 3—William Darnton, Detroit A.C., 2:04.4; 4—P. Jeffery Farrell, New Haven S.C., 2:04.6; 5—Tom Winters,

Los Angeles A.C., 2:05.1; 6—Steve Clark, Santa Clara S.C., 2:05.7; 7—Douglas Rowe, Los Angeles A.C., 2:05.7; 8—John Ryan, Los Angeles A.C., 2:05.8.

100 METER BREASTSTROKE (for medley relay personnel)—won by Paul Hait, Santa Clara S.C., 1:09.1*; 2—Wolfgang Grieser, Huntington Beach, Calif., 1:14.1**; 3—Gerald Miki, U.S. Air Force, 1:14.9; 4—Chester Jastremski, Indianapolis A.C., 1:15.2; 5—Dennis Ruppert, Marion, Ohio, 1:15.5; 6—Kenneth Nakashima, Indianapolis A.C., 1:15.6; 7—Fred Mattson, Grand Street Boys Club, 1:16.2; 8—Gardiner Green, Princeton, N.J., 1:17.8.

SPRINGBOARD DIVING—won by Sam Hall, 645.30; 2—Gary Tobian, 645.25; 3—Richard Connor, WBNS S.C., 152.50; 4—Ron O'Brien, WBNS S.C., 152.50; 5—Robert Webster, Sammy Lee S.C., 146.08; 6—Gerald Harrison, WBNS S.C., 145.20; 7—Richard Bloch, Rose Poly, 144.54; 8—Glen Whitten, Columbus, Ohio, 140.74.

PLATFORM DIVING—won by Robert Webster, Sammy Lee S.C., 166.50 points; 2—Gary Tobian, Los Angeles A.C., 159.69; 3—Ronald O'Brien, WBNS S.C., 154.57; 4—Donald Harper, WBNS S.C., 151.19; 5—Jerry Harrison, WBNS S.C., 147.58; 6—Don Harper, Ann Arbor, Mich., 140.65; 7—Scott Cahill, Los Angeles A.C., 138.84; 8—Frank Fraunfelter, U.S. Air Force, 110.84.

*—betters American record. **letters American citizen mark.



OFFICIAL SUMMARIES — MEN'S SWIMMING & DIVING — 1960 OLYMPIC GAMES

100 METER FREE STYLE

FINAL RESULTS — SATURDAY, AUGUST 27 — STADIO DEL NUOTO

Place	Name of Contestant	Representing	Time
1	John Devitt	Australia	55.2*
2	LANCE LARSON	UNITED STATES	55.2*
3	M. Dos Santos Jr.	Brazil	55.4
4	BRUCE HUNTER	UNITED STATES	55.6
5	Gyula Dobay	Hungary	56.3
6	Richard Pound	Canada	56.3
7	Aubrey Burer	South Africa	56.3
8	Per Ola Lindberg	Sweden	57.1

* New Olympic record (old mark was 55.4 set by Jon Henricks, Australia, 1956).

QUALIFYING TRIALS — FRIDAY, AUGUST 26

Heat No. 1		Time
1	Kerri Kaykka, FIN	56.8
2	Lance Larson, USA	56.9
3	Ezio Della Savia, ITA	58.2
4	Gert Kaiti, AUT	59.3
5	Hariandes Ribeiro, POR	60.2
6	Leopoldo Rodes, SPA	60.7
7	Rene Wagner, LUX	64.3

Heat No. 2		Time
1	John Devitt, AUS	56.0
2	Alain Gottvalles, FRA	56.9
3	Per Ola Lindberg, SVE	57.1
4	Ashmed Dinyari, INS	59.1
5	L. Alberto Hussey, ARG	60.2
7	Seow Fong, MAL	63.4

Heat No. 3		Time
1	M. Dos Santos, BRA	56.3
2	Andrzej Salaman, POL	56.5
3	Cameron Grant, CAN	57.6
4	Ian Black, GREAT BRITAIN	58.2
5	Ronald Kroon, FRA	57.7
6	Gerard Grapolz, FRA	59.3
7	Peter Boertsch, SVI	62.9

Heat No. 4		Time
1	Gyula Dobay, UNG	56.5
2	Yoshio Suzuka, JAP	56.6
3	Bengt Nordwall, SVE	58.2
4	Ian Black, GREAT BRITAIN	58.3
5	Aminan Trusdar, IDA	59.7
6	Cheung Kin Man, HOK	61.1

Heat No. 5		Time
1	Jon Henricks, AUS	56.9
2	Per Ola Lindberg, SVE	57.1
3	Laszlo Lantos, UNG	57.4
4	Stanley Clarke, GBR	59.1
5	Fernandez Nobaca, BRA	60.1
6	Ashmed Dinyari, INS	60.2
7	Freddie Elizalde, FIL	63.0
8	Christopher Dawling, MAT	68.9

Heat No. 6		Time
1	Bruce Hunter, USA	56.6
2	Richard Pound, CAN	56.7
3	Ruben Rosa, CUBA	58.3
4	James Kenner, JAM	58.7
5	Giorgio Perandini, ITA	58.9
6	Yoshio Suzuka, JAP	59.2
7	Umut Fikret, TUR	63.0

Heat No. 7		Time
1	Lance Larson, USA	55.7
2	Aubrey Burer, SAF	56.2
3	Alain Gottvalles, FIA	56.9
4	Bernard Alusha, POL	57.5

NOTE—Fastest 24 times in the preliminaries qualify for the semi-finals.

RESULTS OF SEMI-FINALS — FRIDAY, AUGUST 26

Heat No. 1		Time
1	Lance Larson, USA	55.5
2	Bruce Hunter, USA	55.7
3	Aubrey Burer, SAF	56.3
4	Kengo Shimizu, GIA	57.1
5	Igor Lutkovskiy, URS	57.5
6	Per Ola Lindberg, SVE	58.4
7	Paul Yacht, GER	58.4
8	Alain Gottvalles, FRA	58.5

Heat No. 2		Time
1	John Devitt, AUS	55.8
2	Richard Pound, CAN	56.5
3	Andrzej Selaman, POL	56.9
4	Jan Henricks, AUS	57.2
5	Uwe Jacobsen, GER	57.4

Heat No. 3		Time
1	Laszlo Lantos, UNG	58.0
2	Yitzhir Sorokin, URS	58.7
3	Jorge Eusiainen, MEX	59.0

Heat No. 3		Time
1	M. Dos Santos, BRA	56.3
2	Gyula Dobay, UNG	56.3
3	Per Ola Lindberg, SVE	56.4
4	Kerri Kaykka, FIN	56.6
5	Yoshio Suzuka, JAP	56.8
6	Bernard Alusha, POL	57.5
7	Ronald Kroon, FRA	57.9
8	Ezio Della Savia, ITA	58.2

for the finals.

NOTE—The 8 fastest times qualified

400 METER FREE STYLE

FINAL RESULTS — WEDNESDAY, AUGUST 31

STADIO DEL NUOTO

Place	Name of Contestant	Representing	Time
1	Murray Rose	Australia	4:18.3*
2	Tsuyoshi Yamanoka	Japan	4:21.4
3	John Konrads	Australia	4:21.8
4	Ian Black	Great Britain	4:21.8
5	ALAN SOMERS	UNITED STATES	4:22.0
6	Murray Mcilachlan	South Africa	4:26.5
7	EUGENE LENZ	UNITED STATES	4:26.8
8	Makoto Fukui	Japan	4:29.7

* New Olympic record (old mark was 4:19.2 set by Murray Rose, Australia, qualifying trials; previous mark was 4:27.3 set by Jon Henricks, Australia, 1956).

SWIMMING SUMMARIES *Continued from page 159*

RESULTS OF QUALIFYING TRIALS — TUESDAY, AUGUST 29

STADIO DEL NUOTO

Heat No. 1

		Time
1	Tsuyoshi Yamanaka, GIA	4:21.0
2	Hans Klein, GER	4:31.6
3	Veikko Kapsia, JUO	4:39.5
4	Ingvar Ericsson, SVE	4:49.3
5	Helmut Ilk, AUT	4:55.1
6	Karl Prüfig, SVI	5:02.3
	Heat No. 2	
1	John Kendrick, AUS	4:24.0
2	Hiroshi Hamuro, JAP	4:30.2
3	Richard Cotsman, GRB	4:32.1
4	Sven Johannsson, SVE	4:35.6
5	Kari Hovatta, FIN	4:36.0
6	Jean Pommet, FRA	4:46.5
7	Ernesto Salomon, URS	4:48.1
	Heat No. 3	
1	Ian Black, GRB	4:21.9
2	Makoto Fukui, GIA	4:26.7
3	Jerzy Trasz, POL	4:35.6
4	Per Svensson, SVE	4:41.1
5	Heinz Sawatzki, FRG	4:42.1
6	Ivan Kalmykow, URS	4:44.0
7	Eduardo Sasso, POR	4:52.5

NOTE—8 fastest times qualified for finals.

1500 METER FREE STYLE

FINAL RESULTS — SATURDAY, SEPTEMBER 3

STADIO DEL NUOTO

Place	Name of Contestant	Representing	Time
1	John Konrads	Australia	17.19.6*
2	Murray Rose	Australia	17.21.7
3	GEORGE BREEN	UNITED STATES	17.30.6
4	Tsuyoshi Yamanaka	Japan	17.34.7
5	Jozsef Katona	Hungary	17.43.7
6	Murray McLachlan	South Africa	17.44.9
7	ALAN SOMERS	United States	18.02.6
8	Richard Compton	Great Britain	18.22.7

* New Olympic record (old mark was 17.58.9 set by Murray Rose, Australia, in 1960 trials; previous mark was 17.52.9 set by George Breen, USA, in 1956 trials).

RESULTS OF QUALIFYING TRIALS — FRIDAY, SEPTEMBER 2

Heat No. 1

		Time
1	Tsuyoshi Yamanaka, GIA	17.48.5
2	Hans Berry, SAF	17.49.0
3	Gerhard Herz, GER	17.57.1
4	Ilkka Suvanto, FIN	18.41.1
5	Alfredo Guzman, MEX	19.11.1
6	Paolo Galletti, ITA	20.26.2
7	Karl Prüfig, SVI	20.38.1
	Heat No. 2	
1	Alan Somers, USA	17.54.1
2	Murray McLachlan, SAF	18.09.4
3	Masami Nakabe, GIA	18.30.4
4	Robert Skinner, GRB	18.32.1
5	Seung Ho Yoo, KOR	19.09.2
6	Mauno Mikkonen, JUO	20.07.3
	Alberto Fes Cors, VEN	DNC
	Heat No. 3	
1	George Breen, USA	17.55.9
2	Lars Berglund, SVE	18.19.9
3	Ivan Kalmykow, URS	18.20.7
4	Miguel Torres, SPA	18.31.0

800 METER FREE STYLE RELAY

FINAL RESULTS — THURSDAY, SEPTEMBER 1

STADIO DEL NUOTO

Place	Nation	Team Members	Time
1	UNITED STATES	GEORGE HARRISON, RICHARD BLICK MICHAEL TROY, JEFFREY FARRELL	8.10.2*
2	Japan	Makoto Fukui, Hiroshi Ishii, Tsuyoshi Yamanaka, Tatsuo Fujisawa	8.13.2
3	Australia	David Dickson, John Devitt, Murray Rose, John Konrads	8.13.8
4	Great Britain	Tony Milton, John Martin-Dye, Richard Compton, Ian Black	8.28.1
5	Finland	Ilkka Suvanto, Kari Hovatta, Stig Paul Olof Gronner, Kari Koyskya	8.29.7
6	Sweden	Sven Johansson, Lars Bengston, Bo Bengt Nordvall, Per Ola Lindberg	8.31.0
7	Germany	Frank Wiegand, Gerhard Hetz, Hans Klein, Gerhard Herz	8.31.8
8	Russia	Igor Luzhkovsky, Gennadiy Nikitin, Igor Vityaz Sorokin, Boris Nikitin	8.32.2

* New Olympic and world record. Old Olympic mark was 8.17.1 set in 1960 trials by Japan; previous mark was 8.23.6 set by Australia in 1956. Old world mark was 8.16.6 set by Australia in 1960.)

RESULTS OF QUALIFYING TRIALS — MONDAY, AUGUST 29

Heat No.	Time	Heat No.	Time
1 Japan	8.17.2	5 Hungary	8.32.6
2 Great Britain	8.26.9	6 Australia	8.33.2
3 Russia	8.30.6	7 Germany	8.25.6
4 Sweden	8.30.6	8 Finland	8.29.7
5 Poland	8.32.0	9 Italy	8.38.1
6 France	8.41.2	10 Netherlands	8.39.1
7 Switzerland	8.42.5	11 Philippines	DNC
8 Philippines	DNC		

NOTE—USA personnel included WILLIAM DARNTON, FRANK WINTERS, GEORGE HARRISON, and STEVE CLARK.

100 METER BACKSTROKE

FINAL RESULTS — WEDNESDAY, AUGUST 31

STADIO DEL NUOTO

Place	Name of Contestant	Representing	Time
1	David Thelle	Australia	1.01.9*
2	FRANK McKINNEY	UNITED STATES	1.02.1
3	ROBERT BENNETT	UNITED STATES	1.02.3
4	Robert Christophe	France	1.02.5
5	Leonid Barbier	Russia	1.03.5
6	Wolfgang Wagner	Germany	1.03.8
7	John Monckton	Australia	1.04.1
8	Yevgiy Sivorov	Russia	1.04.6

* New Olympic record (old mark was 1.02.0 set by Robert Bennett, USA, in 1960 trials; previous mark was 1.02.2 set by Davie Thelle, Australia, 1956).

RESULTS OF QUALIFYING TRIALS — TUESDAY, AUGUST 30

Heat No. 1

		Time
1	John Monckton, AUS	1.01.4
2	Josef Cukrany, UNG	1.04.5
3	Jerzy Fornalczyk, POL	1.04.6
4	Kazuo Yoshida, JAP	1.06.0
5	Herman Verbaenen, BEL	1.05.0
6	Julio Cabrera, SPA	1.06.3
7	Donatas Kalvaus, GRE	DNC
	Heat No. 2	
1	Robert Bennett, USA	1.02.0
2	Wolfgang Wagner, GER	1.02.6
3	Jurgen Dietze, GER	1.04.0
4	Johannes Sirkiae, FRA	1.05.9
5	Erwin Sucic, AUT	1.06.0
6	Mikhail Dantsy, JUO	1.06.0
7	Yotam Bachar, ISR	1.06.2
8	Unsal Fikirci, TUR	1.15.2
	Heat No. 3	
1	Robert Christophe, FRA	1.04.0
2	Leonid Barbier, RUS	1.04.2
3	Robert Wichman, CAN	1.04.3
4	Bengt Almstedt, SVE	1.05.9
5	Alexandros Jakas, GRE	1.06.4

RESULTS OF SEMI-FINALS — WEDNESDAY, AUGUST 31

Heat No. 1

		Time
1	David Thelle, AUS	1.03.1
2	Robert Christophe, FRA	1.03.7
3	Robert Bennett, USA	1.03.7
4	John Monckton, AUS	1.03.9
5	Yevgiy Sivorov, URS	1.04.6
6	Kazuo Yoshida, JAP	1.04.7
7	Stig Olof Gronner, FIN	1.05.2
8	Herman Verbaenen, BEL	1.06.0

Heat No. 2

		Time
1	FRANK McKINNEY, USA	1.02.8*
2	Wolfgang Wagner, GER	1.03.4
3	Leonid Barbier, RUS	1.03.7
4	Jurgen Dietze, GER	1.04.7
5	Graham Sykes, GRB	1.04.7
6	Pedro Di Fuentes, ARG	1.04.9
7	Jozsef Cukrany, UNG	1.05.2
8	Alexandros Avgoulias, ITA	1.06.2

Heat No. 3

		Time
1	Frank McKinney, USA	Time
2	Wolfgang Wagner, GER	1.02.4
3	Robert Bennett, USA	1.04.3
4	Graham Sykes, GRB	1.04.7
5	Pedro Di Fuentes, ARG	1.04.9
6	Jozsef Cukrany, UNG	1.05.2
7	Alexandros Avgoulias, ITA	1.06.2
8	Leonid Barbier, RUS	1.06.3

RESULTS OF SEMI-FINALS — THURSDAY, SEPTEMBER 1

Heat No. 1

		Time
1	Hans Gilmartin, USA	2.18.7
2	Valentin Kuznin, URS	2.19.1
3	Fabrizio Demontini, ITA	2.20.1
4	Kenzo Isutzu, JUA	2.21.3
5	Pavel Pandrick, CSV	2.22.5
6	Jurgen Buchmann, GER	2.28.4
7	Jerzy Fornalczyk, POL	2.29.0
8	Ykka Savusta, FIN	DNF

200 METER BREASTSTROKE

FINAL RESULTS — TUESDAY, AUGUST 30

STADIO DEL NUOTO

Place	Name of Contestant	Representing	Time
1	WILLIAM MULLIKEN	UNITED STATES	2.37.4*
2	Yoshihiko Osaki	Japan	2.38.0
3	Wieger Mensonides	Holland	2.39.7
4	Egon Henninger	Germany	2.40.1
5	Roberto Lazzari	Italy	2.40.1
6	Terry Gathercole	Australia	2.40.2
7	Andrzej Klapatowski	Poland	2.41.2
8	PAUL HAIT	UNITED STATES	2.41.4

* Olympic record of 2.37.2 set in 1960 semi-finals by Mulliken, No previous mark since event is governed by one record.

RESULTS OF QUALIFYING TRIALS — FRIDAY, AUGUST 26

Heat No. 1

		Time
1	William Mulliken, USA	2.51.0
2	Georgiy Prokopenko, URS	2.59.2
3	Gerard Bewkenkamp, GER	3.00.2
4	Engle Unal, TUR	3.49.0
5	Ronald Zinkie, CAN	3.49.2
6	Lazis Fatkel, UNG	DISQ
X	Gerald Brauner, AUT	DISQ
	Heat No. 2	
1	Arkadiy Galovchenko, URS	2.41.0
2	Yoshihiko Osaki, JAP	2.41.1
3	Christian Wickstrom, SWE	2.41.2
4	Mihail Mitrofan, ROM	2.41.3
5	Filko F. Zalokin, IRA	2.48.6
6	Roland Baellmann, FRA	2.54.4
7	Nicolas Wilhelm, SVI	2.55.0
	Heat No. 3	
1	Wieger Mensonides, FRA	2.37.2
2	Roberto Lazzari, ITA	2.41.2
3	Egon Henninger, GER	2.41.3
4	Richard Auditzky, HUN	2.41.5
5	Pierpaolo Severgnine, ITA	2.53.6
6	Tony Wilson, CEY	2.55.4
	No other entries	

* is twinned for two qualifying places in semi-finals, 2:39.5. Dentri in 2:41.1, while Sveali, with 2:41.7 was eliminated. 16 fastest times in trials qualified for semi-finals.

RESULTS OF SEMI-FINALS — MONDAY, AUGUST 29

Heat No. 1

		Time
1	William Mulliken, USA	2.37.2
2	Yoshihiko Osaki, JAP	2.38.2
3	Egon Henninger, GER	2.38.3
4	Roberto Lazzari, ITA	2.40.1
5	Arkadiy Galovchenko, URS	2.40.1
6	Mihail Mitrofan, ROM	2.41.6
7	Christopher Wallstab, GRB	2.41.7
8	Diordje Perisic, JUG	3.44.4

Heat No. 2

		Time
1	Wieger Mensonides, FRA	2.39.1
2	Yoshihiko Osaki, JAP	2.39.6
3	Paul Hait, USA	2.39.8
4	Georgiy Prokopenko, URS	2.40.2
5	Wolfgang Wagner, GER	2.41.3
6	Gilbert Dentri, BEL	2.41.8
7	Ivee Marcelic, JUG	2.42.3
8	Gyorgy Kenesei, UNG	2.42.4

400 METER MEDLEY RELAY

FINAL RESULTS — THURSDAY, SEPTEMBER 1

STADIO DEL NUOTO

Place	Nation	Personnel	Time
1	UNITED STATES	FRANK McKINNEY, PAUL HAIT, LANCE LARSON, and JEFFREY FARRELL	4.03.4*
2	Australia	Chris Thelle, Terry Gathercole, Neville Hayes, A. Shipton	4.12.0
3	Japan	Kazuo Tomita, Koichi Hirakida, Yoshiko Okazaki, Kyo Iwasaki	4.12.2
4	Canada	Robert Wheaton, Steve Robinavitch Cameron Gooding	4.16.8
5	Russia	Leonid Barbier, Leonid Kolesnikov, Grigoriy Kulikov, Igor Luzhkovsky	4.16.8
6	Italy	Giuseppe Avellone, Roberto Lazzari, Federico Donnarello, Bruno Bianchi	4.17.2
7	Great Britain	Graham Sykes, Christopher Walkden Ian Black, Stanley Clarke	4.17.6
8	Holland	Johannes Jiskoot, Wieger Mensonides, Gerrit Korteweg, Ronald Kroon	4.18.2

* New Olympic record. Old mark was 4.08.2 set by USA in qualifying trials; event being held for first time, so no previous Olympic Standard. The record also betters existing world mark of 4.10.4 set by Australia in 1958.

NOTE—Individual times for USA as follows: McKinney (backstroke) 1.02.0, Hait (breaststroke) 1.10.6, Larson (butterfly) :58.0, Farrell (free style) 54.8.

RESULTS OF QUALIFYING TRIALS — SATURDAY, AUGUST 27

Heat No. 1	Time	Heat No. 2	Time
1 Australia	4.14.2	1 UNITED STATES	4.13.0
2 Great Britain	4.16.8	2 Japan	4.15.3
3 Canada	4.20.0	3 Holland	4.16.1
4 Mexico	4.23.1	4 Hungary	4.17.1
5 Finland	4.27.3	5 Jugoslavia	4.23.5
6 Israel	4.37.6	6 Portugal	4.39.9
Heat No. 3	**Time**	NOTE—Fastest 8 times qualify for the finals.	
1 Japan	4.16.0	Individual Times for USA Personnel	
2 Russia	4.16.2	Robert Bennett (backstroke)	1.02.4
3 Great Britain	4.16.8	Paul Hait (breaststroke)	1.11.2
4 Poland	4.20.0	Steve Gillanders (butterfly)	0.59.5
5 Brazil	4.30.1	Steve Clark (free style)	0.54.6

3 METER SPRINGBOARD DIVING

FINAL RESULTS — MONDAY, AUGUST 29 — STADIO DEL NUOTO

Place	Name of Contestant	Representing	Points
1	GARY TOBIAN	UNITED STATES	170.00
2	SAM HALL	UNITED STATES	167.08
3	Juan Botella	MEXICO	163.30
4	Alvaro Gaziola	MEXICO	150.42
5	Ernest Meissner	Canada	144.07
6	Lombarto Mori	Italy	143.97
7	Toshio Yamane	Japan	130.44
8	Hans Paphal	Germany	133.95

RESULTS OF ELIMINATIONS — SATURDAY MORNING, AUGUST 27

Place			Place		
1	Sam Hall, USA	62.16	17	Viacheslav Chernyshev, URS	47.07
2	Gary Tobian, USA	61.02	18	Christian Pino, FRA	50.49
3	Juan Botella, MEX	60.66	19	Peter Huber, AUT	50.46
4	Alvaro Gaziola, MEX	59.88	20	Ivan Kalmykow, URS	50.44
5	Lombarto Mori, ITA	58.62	21	Tomas Bosner, CSV	50.22
6	Alvaro Gaziola, MEX	54.89	22	Fernandez Telles, BRA	49.27
7	Ernest Meissner, CAN	53.62	23	George Newman, GRB	47.41
8	Ernest Meissner, CAN	53.62	24	James Kenkboy, URS	46.94
9	Hans Paphal, GER	53.60	25	Jerzy Trasz, POL	46.84
10	Toshio Yamane, JAP	53.12	26	Keith Gotts, GRB	45.42
11	Kurt Mrkwicka, AUT	53.12	27	Kenneth Crotty, AUS	43.40
12	Tashio Yamane, JAP	53.12	28	Ahmed Abdelrahman, EGY	41.42
13	Goran Lundqvist, SVE	52.36	29	Fred Andrade, COL	41.42
14	Ryo Mabochi, JAP	52.36	30	Ralph Ross, AUS	41.42
15	Rudolf Dorfner, GER	51.96	31	Hans Klug, SVI	35.85
16	Graham Deakin, AUS	51.48	32	Aly Mahaek, RAU	35.79

Top 16 advance to semi-finals.

RESULTS OF SEMI-FINALS — SATURDAY AFTERNOON, AUGUST 27

Place		Pts.	Place		Pts.
1	Sam Hall, USA	107.49	9	Georgen Sennest, FRA	92.47
2	Gary Tobian, USA	104.67	10	Walter Mesan, ITA	92.28
3	Juan Botella, MEX	104.96	11	Rudolf Oertel, GER	91.90
4	Lombarto Mori, ITA	103.67	12	Yuri Andrianov, URS	91.80
5	Hans Paphal, GER	94.91	13	Johnny Halstrom, SVE	91.31
6	Alvaro Gaziola, MEX	94.23	14	Ernest Meissner, CAN	91.23
7	Toshio Yamane, JAP	94.23	15	Kurt Mrkwicka, AUT	91.23
8	Tashio Yamane, JAI	94.08	16	Graham Deakin, AUS	89.26

Top 5 divers advanced to finals.

PLATFORM DIVING (10 METER)

FINAL RESULTS — FRIDAY, SEPTEMBER 2 — STADIO DEL NUOTO

Place	Name of Contestant	Representing	Points
1	ROBERT WEBSTER	UNITED STATES	165.56
2	GARY TOBIAN	UNITED STATES	165.25
3	Brian Phelps	Great Britain	157.13
4	Roberto Madrigal	Mexico	152.86
5	Rolf Spelling	Germany	151.83
6	Gennadiy Galkin	Russia	141.69
7	Jan Brzak	Germany	139.74
8	Anatoliy Sysoev	Russia	135.39

RESULTS OF ELIMINATIONS — WEDNESDAY, AUGUST 31

Place			Place		
1	Brian Phelps, GRB	57.33	15	Taliva Ohman, SVE	50.97
2	Roberto Madrigal, MEX	57.33	16	Gennadiy Galkin, URS	50.97
3	Kurt Mrkwicka, AUT	55.11	17	Yuri Andrianov, URS	50.10
4	Gary Tobian, USA	54.10	18	Fabio Pajetta, ITA	50.01
5	Robert Webster, USA	54.03	19	James Kenkboy, URS	49.80
6	Anatoliy Sysoev, URS	54.03	20	Alvaro Gaziola, MEX	49.30
7	Rolf Spelling, GER	53.82	21	Jan Brzak, GER	49.30
8	Gerd Gruner, GER	53.82	22	Ernest Meissner, CAN	45.71
9	Robert Webster, USA	52.21	23	Jozsef Dare, UNG	45.51
10	Rudolf Dorfner, GER	52.21	24	Ahmed Abdelrahman, EGY	45.42
11	Antonio Sterbrina, ITA	51.90	25	Mostafa Hassan, RAU	43.82
12	Ryo Mabochi, JAP	51.12	26	Fred Andrade, COL	43.82
13	Fritz Enskat, GER	51.12	27	Harry Hanley, AUS	40.34
14	Ryo Mabochi, GIA	51.12	28	Pil Lee, COR	28.34

RESULTS OF SEMI-FINALS — THURSDAY, SEPTEMBER 1

Place		Pts.	Place		Pts.
1	Gary Tobian, USA	104.09	9	Kurt Mrkwicka, AUT	87.78
2	Brian Phelps, GRB	101.65	10	Shutsuke Kawamura, JAP	86.73
3	Robert Webster, USA	99.72	11	Rudolf Dorfner, GER	86.58
4	Rolf Spelling, GER	96.83	12	Taliva Ohman, SVE	86.58
5	Gennadiy Galkin, URS	96.74	13	Ryo Mabochi, JAP	86.58
6	Roberto Madrigal, MEX	95.88	14	Antonio Sterbrina, ITA	86.14
7	Gerd Gruner, GER	93.05	15	Jerzy Kowalczyk, POL	85.83
8	Anatoliy Sysoev, URS	92.47	16	Henri Rosenberg, FRA	85.83

Top 5 advanced to finals.

American Girls' Performance Sensational In Swimming Triumph; 3 Golds For von Saltza

AMERICAN teenagers, seasoned in competition despite their youth, stole the swimming show and the medals from Australia's defending champions.

Led by Chris von Saltza, winner of three gold medals and a silver, the USA took five of the nine titles and three seconds for its best accomplishment since 1932 when six gold medals were captured.

Every Olympic record was wiped out and world marks in four events were smashed, three by the precocious USA group, in the 10-lane pool of the new Stadio del Nuoto.

Australia's defending Dawn Fraser defeated Miss von Saltza in the 100 but the tall, 16-year-old California ace romped to victory in the 400 me-

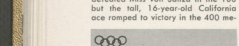

ters, giving the world's foremost female freestylers an even break in the long heralded duel. Miss Fraser's second straight triumph in the century —an unprecedented feat—was the only victory the Australians could manage in Rome.

At Melbourne in 1956, the Australians swept the boards in the free-style, winning the 100, 400 and 400-meter (4 x 100) freestyle relay. The last two went to the US at Rome, as well as the 100-meter butterfly (Carolyn Schuler), the 100-meter backstroke (Lynn Burke), and the 400-meter medley relay, a new Olympic event.

* * *

World records were made by Lynn Burke, of the Santa Clara Swim Club, in the 100-meter backstroke, 1:09.5 by the USA 400-meter (4 x 100) medley relay team, 4:41.1, by the USA 400-meter (7 x 100) freestyle relay team, 4:08.9, and by England's Anita Lonsbrough in the 200-meter breaststroke, 2:49.5.

Miss Burke, a 17-year-old New Yorker who had been living in Saratoga, Calif., won the 100-meter backstroke in 1:09.3 and eclipsed her own world mark of 1:09.2 on the lead-off leg of the medley relay final.

Miss von Saltza, a 5-foot-10, 140-pounder with an almost flawless style, also anchored both relay teams.

Carolyn Schuler, another 17-year-old Californian, won the 100 butterfly in 1:09.5 after 14-year-old Caralyn Wood of Portland, Ore., swallowed water on the turn and was unable to finish. But Carolyn showed her competitive class by coming back to lead the freestyle relay team to its record-smashing triumph.

The victories in five of the seven swimming events helped to console the Americans for their upset defeats in both diving competitions. Ingrid Kramer, 17 year old, of Dresden, Germany, edged three-time Olympian Paula Jean Pope of Santa Ana, Calif., to become the third straight woman to sweep both boards. Pat McCormick of the USA did it twice—in 1952 and 1956.

* * *

Fraulein Kramer broke America's 40-year monopoly in the 3-meter springboard dive. The USA had won it eight straight times since it was placed on the Olympic program in 1920. The German girl's triumph in the 10-meter platform snapped an American streak of seven since 1924.

The United States and Britain's vastly improved team—its most successful since 1924—were the only two to gain at least one berth in each final. Even in the breaststroke, usually the weak spot of the Americans, where the US had two finalists in Anne Warner, sixth, and Patty Kempner, seventh.

There were 14 swimmers and three divers on the US squad and every one of them competed. The swimmers, ranging in age from 13-year-old Donna De Varona, of Lafayette, Calif., to 18-year-old Sylvia Ruuska, two-time Olympian from Berkeley, Calif., averaged 16½ years.

Other US multiple gold medal winners were Lynn Burke, in the backstroke and medley relay, and Carolyn Schuler, in the butterfly and medley relay.

The US girls had displayed their all-around strength in the Pan American Games in Chicago in 1959, the National AAU Championships in Indianapolis in July, and the Olympic Trials at Detroit, Aug. 2-5. The competition for berths was so fierce that backstroker Carin Cone and butterfly ace Nancy Ramey, Olympic silver medalists and world record holders, were among the many stars left behind. Because there were only two berths instead of three for the individual events.

A good share of the credit for the amazing progress of the team must go to the AAU Olympic age-group development program, head coach George Haines of the Santa Clara Swim Club, diving coach Dr. Sammy Lee, the two-time Olympic platform champion (1948, 1952), and manager-chaperone Betty Baldwin of Sharon, Pa.

* * *

"The over-all success of this squad is the result of the entire team's desire to win, team cooperation, and the superior condition of each individual swimmer over the other swimmers of the world," said coach Haines.

From the trials at Detroit the women's team finished training at the Renaissance Club in Roslyn, N. Y.

Here's a rundown of the Olympic events:

100-METER FREESTYLE — Dawn Fraser became the first woman to win the 100 twice. After Chris von Saltza brought the Olympic record down to 1:01.9 in the heats, Miss Fraser lowered it to 1:01.4 in the semi-finals, and cracked it once more in beating Chris by two meters in the finals in 1:01.2. The 23-year-old Aussie secretary eclipsed it again later with a record eligible time of 1:00.6 in the lead-off leg of the 400-meter freestyle relay final.

In the eight-girl final, Dawn shot away from Chris at the turn and lengthened her lead at the 75-meter mark. Chris was timed in 1:02.8 with Britain's 17-year-old Natalie Steward third in 1:03.1, a shade ahead of the 14-year-old Carolyn Wood of the USA, whose time was 1:03.4. Australia's whiz kid, Ilsa Konrads, was eliminated in the semi-finals.

400-METER FREESTYLE—Chris von Saltza amazed the swimming world by breaking Ilsa Konrad's world record with 4:44.5 in the Olympic Trials at Detroit. The 16-year-old then proved it was no fluke by winning the 400 gold medal in the Olympic record of 4:50.6, finishing four meters in front of Sweden's Jane Cederquist. Holland's Catherine Lagerberg surprised by taking third as Miss Konrads and Miss Fraser were fourth and fifth respectively. Six of the first eight finalists were under 5 minutes.

* * *

100-METER BACKSTROKE—America's world record holder, 17-year-old Lynn Burke, won easily in Olympic record time of 1:09.3. Britain's Natalie Steward was second in 1:10.8 and Japan's Sato Tanaka was third in 1:11.4. Miss Tanaka became Japan's first woman swim medalist since 1936. All eight finalists bettered the 1956 Olympic record of 1:12.9 set by Britain's Judy Grinham. Nina Harmer, 14, of Philadelphia, failed to qualify for the finals with 1:13.8.

100-METER BUTTERFLY — Carolyn Schuler streaked to a meter victory over Marianne Heemskerk of the Netherlands after Carolyn Wood, America's 14-year-old No. 1, swallowed water after the turn, couldn't catch her breath, and had to abandon the race.

The 17-year-old Miss Schuler of Orinda, Calif., did 1:09.5, breaking the Olympic mark of 1:09.8 she had set in pacing the qualifiers. Australia's Janice Andrews took the bronze.

200-METER BREASTSTROKE—Anita Lonsbrough, a 19-year-old Yorkshire clerk, overhauled Germany's Wiltrud Urselmann, the world record holder (2:50.2), in the last 50 meters to win by a foot. Her time of 2:49.5 not only was a world record but made her the first girl to break 2:50. Wiltrud, 18, was timed in 2:50.0. Germany's Barbara Goebel was third in 2:53.6. Anne Warner of the USA finished sixth in 2:55.4, and Patty Kempner was seventh in 2:55.5.

400-METER (4 x 100) MEDLEY RELAY—Nina Harmer, Anne Warner, Carolyn Wood and Joan Spillane did the qualifying job in 4:49.3. Then Lynn Burke, Patty Kempner, Carolyn Schuler and Chris von Saltza took over in the final and reeled off a world record time of 4:41.1 in defeating Australia by more than 7 meters. Miss Burke sent her own backstroke world record dipping to 1:09 for a good lead. Breaststroker Kempner (1:20.9) held most of it. Miss Schuler (1:08.9) stretched the margin to 5 meters and von Saltza (1:02.3) wrapped it up in a neat 7-meter package.

* *

400-METER (4 x 100) FREESTYLE RELAY—This was the vindication race for Carolyn Wood, First Donna De Varona, Susan Doerr, Sylvia Ruuska and Molly Botkin qualified in 4:18.9. Then Joan Spillane (1:02.5), Shirley Stobs (1:03.5), Miss Wood (1:02.0) and Chris von Saltza (1:00.9) zipped to a world record 4:08.9 and a good 3-length victory over Australia's Dawn Fraser (1:00.6), Ilsa Konrads (1:03.2), Lorraine Crapp (1:04.7) and Alva Colquhoun (1:02.8), 4:11.3.

Miss Fraser broke her own Olympic record on the first leg for a 3-length lead and Miss Konrads stretched it a little further. Then Miss Wood blazed a terrific third leg to overhaul former Olympic champion Lorraine Crapp and give Miss von Saltza about a meter lead.

"I saw we were behind," said Carolyn. "I wanted to get a good lead for Chris, not that she needed it. I'm sure she would have won even if I hadn't caught up."

SPRINGBOARD Dr[illegible] Germany's Ingrid Kramer, a consistent 17-year-older, ended [illegible] the USA by piling up [illegible] Cornelia [illegible]



WOMEN'S SWIMMING & DIVING

OFFICIAL RESULTS WOMEN'S SWIMMING AND DIVING

U. S. OLYMPIC TEAM TRIALS

Brennan Pools, Detroit, Mich., Aug. 2-3-4-5

100 METER FREE STYLE—won by Chris von Saltza, Santa Clara S.C., 1:02.5. 2—Carolyn Wood, Multnomah A.C., 1:02.8. 3—Joan Spillane, Dad's Club of Houston, 1:03.2. 4—Lorraine Smith, Multnomah A.C., 1:03.4. 5—Donna DeVarona, Berkeley YMCA, 1:04.8. 6—Molly Botkin, Los Angeles A.C. 1:05.1. 7—Robin Johnson, No. Va. Aquatic Club, 1:05.4. 8—Donna Graham, Riviera Club, 1:05.3.

400 METER FREE STYLE—won by Chris von Saltza, Santa Clara S.C., 4.44.5*. 2—Carolyn House, Los Angeles A.C., 4.55.1**. 3—Joan Spillane, Dad's Club of Houston, 4:56.3. 4—Donna DeVarona, Berkeley YMCA, 4:58.9. 5—JoAnna Blackwell, Los Angeles A.C., 5:04.0. 6—Laurel Watson, Santa Clara S.C., 5:11.6. 7—Sylvia Ruuska, Berkeley, Calif., 5:12.9. 8—Sharon Finnerty, Coral Gables S.A., 5:18.4.

100 METER BACKSTROKE—won by Lynn Burke, Santa Clara S.C., 1:09.2*. 2—Nona Hatmar, Vesper B.C., 1:11.8. 3—Carin Cone, Shamrock Hilton S.C., 1:13.2. 4—Christine Caron, Multnomah A.C., 1:13.4. 5—Barbara Murphy, Shamrock Hilton S.C., 1:14.5. 6—Leann Johnson, Chuck Lee S.T., 1:15.2. 7—Jerrie Dresser, Santa Monica S.C., 1:15.8. 8—Coralie O'connor, Worcester, Mass., 1:18.3.

200 METER BREASTSTROKE—won by Ann Warner, Santa Clara S.C., 2:53.2.* 2—Patty Kempner, Kris Kristenson S.S., 2:56.6. 3—Marianne Hargreaves, Kris Kristenson S.S., 2:58.4. 4—Susan Rogers, Greenwood Mem. S.C., 3:00.4. 5—Jean Dellekamp, Indianapolis A.C., 3:00.7. 6—Jackie Danielson, Multnomah A.C., 3:01.8. 7—Roby Whipple, Cov-Los Altos S.C., 3:04.5. 8—Anne Bancroft, Arlington, Va., 3:41.9.

100 METER BUTTERFLY—won by Carolyn Wood, Multnomah A.C., 1:09.4. 2—Carolyn Schuler, Berkeley YMCA, 1:09.6. 3—Anne Bancroft, Arlington, Va., 1:09.8. 4—Kathy Ramsey, Washington A.C., 1:11.2. 5—Sharon Finnerty Collins, Riviera Club, 1:10.7. 6—Susan Deeny Vesper B.C., 1:10.8. 7—Sylvia Ruuska, Berkeley, Calif., 1:10.9. 8—Nancy Ramey, Washington A.C., 1:12.7.

100 METER FREE STYLE (for relay personnel)—won by Susan Deeny, Vesper B.C., 1:04.2. 2—Joan Spillane, Dad's Club of Houston, 1:04.6. 3—Shirley Stobs, Miami Nihores C.C., 1:04.9. 4—Molly Botkin, Los Angeles A.C., 1:04.9. 5—Donna DeVarona, Berkeley YMCA, 1:04.9. 6—Sylvia Ruuska, Berkeley, Calif., 1:05.0. 7—Barbara Nullmyer, Women's S.A. of NYC, 1:05.1. 8—Nancy Kenaby, Multnomah A.C., 1:05.3.

100 METER BREASTSTROKE (for medley relay personnel)—won by Anne Warner, Santa Clara S.C., 1:22.1*. 2—Jackie Danielson, Multnomah A.C., 1:22.6. 3—Linda Clark, Los Angeles A.C., 1:23.4. 4—Patty Kempner, Kris Kristenson S.S., 1:24.0. 5—Marianne Hargreaves, Kris Kristenson S.S., 1:24.1. 6—Jean Ann Dellekamp, Indianapolis A.C., 1:24.1. 7—Susan Rogers, Greenwood Mem. S.C., 1:25.5. 8—Anne Bancroft, Arlington, Va., 1:25.8.

PLATFORM DIVING—won by Paul Jean Pope, Sammy Lee S.C., 90.48 points. 2—Juno Irwin, Los Angeles A.C., 86.64. 3—Carla Klumpp, Los Angeles A.C., 81.90. 4—Barbara McAlister, Los Angeles A.C., 76.03. 5—Tahsa Sparling, Los Angeles A.C., 72.70. 6—Katherine Hartwig, Minneapolis, Minn., 70.65. 7—Lynn Gass, Vesper Boat Club, 59.60. 8—Noel Lenzi, Coral Gables, S.A., scratched from finals.

SPRINGBOARD DIVING—won by Paula Jean Pope, Sammy Lee S.C., 138.63 points. 2—Barbara McAlister, Dick Smith S.C., 129.49. 3—Joel Lenzi, Coral Gables S.A., 128.25. 4—Barbara McAlister, Los Angeles A.C., 127.83. 5—Juno Irwin, Los Angeles A.C., 123.59. 6—Katharine Hartwig, Ann Arbor, Mich., 118.74. 7—Patricia Clark, Los Angeles A.C., 110.76. 8—Nisgel Henry, Riviera S.C., 108.87.

*—new world mark **—tiethers American record.



PATSY WILLARD, USA shows form which placed her fourth in the finals of the Olympic Games springboard diving event for women.

WOMEN'S SWIMMING & DIVING

Continued from page 163

to 141.24 for Paula Jean Pope of Santa Ana, Calif., who started off poorly.

Miss Kramer closed out her big upset by scoring 19.44 points—highest for one dive in the competition—on her 10th and final plunge, a brilliant reverse 1½ somersault pike. Paula Jean, 25, and in her third Olympics, scored 18.00 on her last plunge. Britain's Elizabeth Ferris was third on 139.09 to provide her country with its first diving medal in 36 years. Pat Willard, 19, of Mesa, Ariz., finished fourth with 137.82.

10-METER PLATFORM DIVING—Ingrid Kramer made it a double slam by capturing the platform title with 91.28 points to Paula Jean Pope's 88.94. Russia's Ninel Krutova was third with 86.99 to give the Soviet its only medal of the aquatic program for both sexes. Juno Stover Irwin, 31-year-old mother of four and competing in her fourth Olympics, was fourth with 83.59.

Fraulein Kramer again took a good lead over Paula Jean, who once more fared poorly in the beginning of the 6-dive event. Mrs. Pope made up ground on her fifth plunge but Ingrid clinched her triumph on her last dive, a terrific 1½ forward somersault with double twist that earned her 18.48 points, the highest in this event.

MEN'S SWIMMING & DIVING

Continued from page 158

of Ohio State, 17.00 to 167.08. The 6-foot Tobian clinched the 3-meter title with a 2½ back and 2½ reverse somersaults. It was the ninth straight victory for the USA on the low board. This ended four years of frustration for Tobian who lost the platform title in 1956 to Mexico's Joaquin Capilla by .03 of a point.

PLATFORM DIVING—It was well for Tobian that he won the springboard gold for he was nosed out for the platform title again, this time by teammate Bob Webster. Once more the difference was a split fraction—165.56 for Webster and 165.25 for Tobian. Britain's 16-year-old Brian Phelps was a stellar third on 157.13.

* * *

The 21-year-old Webster started the final round of three dives trailing Tobian and Phelps. He moved ahead of Phelps with a 3½ somersault in the eighth round, then passed Tobian in the ninth. He had 10 judges give an eye-catching double twisting forward 1½ somersault. In his final dive, the Michigan U, acrobat got off a nifty cutaway 2½ front somersault, which brought cheers from the crowd and 21.12 points from the judges.

Tobian, who followed Webster, waited about 30 seconds before he moved into action. He came through with a brilliant double twisting forward 1½ somersault that also wowed the crowd and officials. He received 21.32 points—more than Webster gained on his last—but not enough by a mere .31. This was the eighth US victory in the last nine Olympics off the tower.

OFFICIAL SUMMARIES — WOMEN'S SWIMMING & DIVING — 1960 OLYMPIC GAMES

100 METER FREE STYLE

FINAL RESULTS — MONDAY, AUGUST 29 — STADIO DEL NUOTO

Place	Name of Contestant	Representing	Time
1	Dawn Fraser	Australia	1:01.2*
2	S. CHRIS VON SALTZA	UNITED STATES	1:02.8
3	Natalie Steward	Great Britain	1:03.1
4	CAROLYN WOOD	UNITED STATES	1:03.4
5	Madonese Bolognesi	Hungary	1:03.6
6	Erica Terpstra	Holland	1:04.3
7	C. M. Castellazzo	Holland	1:04.7
8	Mary Stewart	Canada	1:05.5

* New Olympic record. Old mark was 1:01.4 set by Fraser in 1960 trial heats; previous mark was 1:02.0 set by Fraser in 1956. Also equals the world mark set by Fraser in 1958.

RESULTS OF QUALIFYING TRIALS — FRIDAY, AUGUST 26

Heat No. 1		Time
1	Chris von Saltza, USA	1:02.2
2	Erica Terpstra, HOL	1:04.4
3	Katalin Boros, UNG	1:05.2
4	Karin Lanzow, SWE	1:06.3
5	Christine Paolini, ITA	1:07.1
6	Diana Barnes, AUS	1:07.9
Heat No. 2		**Time**
1	Dawn Fraser, AUS	1:01.1
2	C. M. Castellazzo, PBA	1:03.9
3	Inger Thorsberg, SWE	1:04.4
4	Yoshiko Sato, JPA	1:06.4
5	Ann Ferguson, AUS	1:06.7
6	Anja Thorvaldsdotir, ISL	1:07.3
Heat No. 3		**Time**
1	Madonese Bolognesi, UNG	1:04.3
2	Heidi Pechtele, GDR	1:05.1
3	Diane Wilkinson, CAN	1:07.3
4	Margaret Iwasaki, CAN	1:07.6

RESULTS OF SEMI-FINALS — SATURDAY, AUGUST 27

Heat No. 1		Time
1	Chris von Saltza, USA	1:02.5
2	Natalie Steward, GBT	1:03.9
3	Madonese Bolognesi, UNG	1:03.0
4	Erica Terpstra, HOL	1:04.2
5	Heide Pechtele, GDR	1:05.4
6	Paola Saini, ITA	1:05.6
7	Inger Thorsberg, SVE	1:05.8
8	Heidi Pechtele, GDR	1:05.6
9	S. Anderson, SWE	1:06.4
10	Margaret Iwasaki, CAN	1:07.2
11	Diane Wilkinson, CAN	1:07.3
12	Yoshiko Sato, JPA	1:07.4
Heat No. 2		**Time**
1	Dawn Fraser, AUS	1:01.4
2	Inger Terpstra, HOL	1:03.7
3	C. M. Castellazzo, PBA	1:03.9
4	Karin Lanzow, SVE	1:04.5
5	Katalin Boros, UNG	1:04.6
6	Christine Paolini, ITA	1:06.7
7	Ann Ferguson, AUS	1:06.8
8	Anja Thorvaldsdotir, ISL	1:07.2

NOTE—Fastest 10 times advanced to semi-finals.

RESULTS OF FINAL — SATURDAY, AUGUST 27

Heat No. 1		Time
1	Chris von Saltza, USA	1:02.2
2	Natalie Steward, GBT	1:03.9
3	Madonese Bolognesi, UNG	1:03.0
4	Erica Terpstra, HOL	1:04.2
5	Heide Pechtele, GDR	1:05.4
6	Paola Saini, ITA	1:05.6
7	Inger Thorsberg, SVE	1:05.8
8	Heidi Pechtele, GDR	1:05.6
9	S. Anderson, SWE	1:06.4
10	Margaret Iwasaki, CAN	1:07.2
11	Diane Wilkinson, CAN	1:07.3
12	Yoshiko Sato, JPA	1:07.4
Heat No. 2		**Time**
1	Dawn Fraser, AUS	1:01.4
2	Inger Terpstra, HOL	1:03.7
3	C. M. Castellazzo, PBA	1:03.9
4	Karin Lanzow, SVE	1:04.5
5	Katalin Boros, UNG	1:04.6
6	Christine Paolini, ITA	1:06.7
7	Ann Ferguson, AUS	1:06.8
8	Anja Thorvaldsdotir, ISL	1:07.2

NOTE—Fastest 8 times to finals.

400 METER FREE STYLE

FINAL RESULTS — THURSDAY, SEPTEMBER 1

STADIO DEL NUOTO

Place	Name of Contestant	Representing	Time
1	S. CHRIS VON SALTZA	UNITED STATES	4.50.6*
2	Jana Caterjaar	Sweden	4.53.9
3	Catherina Lagerberg	Holland	4.56.9
4	Ilsa Konrads	Australia	4.57.9
5	Dawn Fraser	Australia	4.58.5
6	Nancy Rae	Great Britain	4.59.7
7	Cornelia Schimmel	Holland	5.03.3
8	Bibbi Segerstrom	Sweden	5.02.4

* New Olympic record. Old mark was 4.53.6 set by van Saltza in 1960 trials; previous mark was 4.54.6 set by Lorraine Crapp, Australia, 1956.

RESULTS OF QUALIFYING TRIALS — WEDNESDAY, AUGUST 31

Heat No. 1		Time
1	S. Chris von Saltza, USA	4.52.6
2	Catherina Lagerberg, PBS	4.57.0
3	Bibbi Segerstrom, SVE	4.57.6
4	Gisela Weiz, GER	5.00.6
5	Judy Samuel, GBR	5.12.9
6	Paola Saini, ITA	5.13.1
7	Ann Ferguson, AUS	5.13.8
8	Elke Wade, GUA	5.34.8
Heat No. 2		**Time**
1	Ilsa Konrads, AUS	4.59.2
2	Cornelia Schimmel, PBA	5.00.1
3	Nancy Rae, GBT	5.00.6
4	Carolyn House, USA	5.00.7
5	Hillary Wilson, RHO	5.16.6
6	M. Lilia Sosa, MEX	5.21.3
7	Sigrild Muller, AUT	5.25.1
8	Marie Brunet, UNG	DNC
Heat No. 3		**Time**
1	Jana Caterjaar, SVE	4.55.6
2	Nancy Rae, GBR	4.55.7
3	Dawn Fraser, AUS	4.56.3
4	Carol Brannon, AUS	5.01.5
5	Vivi Bramucci, ITA	5.13.3
6	Marie Frank, UNG	5.21.9
7	Blanca Serran, MEX	5.26.4
8	Margaret Iwasaki, CAN	DNC

NOTE—Fastest 8 advanced to finals.

400 METER FREE STYLE RELAY

FINAL RESULTS — SATURDAY, SEPTEMBER 3

STADIO DEL NUOTO

Place	Nation	Personnel	Time
1	UNITED STATES	JOAN SPILLANE, SHIRLEY STOBS, CAROLYN WOOD, S. CHRIS VON SALTZA	4.08.9*
2	Australia	Dawn Fraser, Ilsa Konrads, Lorraine Crapp, Alva Colquemoun	4.11.3
3	Germany	Christel Stuffle, Heidi Pechstein, Gisela Weiss, Ursel Brunner	4.19.7
4	Hungary	Temesvari Tamasne, Katalin Boros, Madarasz Bajnagel, Maria Frank	4.21.2
5	Great Britain	Beryl Mackey, Judy Samuel, Christine Harris, Natalie Steward	4.24.6
6	Sweden	Inger Thorsberg, Kristina Larsson, Karin Larsson, Bibbi Segerstrom	4.25.1
7	Italy	Daniela Bonucci, Christina Pacifici, Raanna Contarde, Paola Saini	4.26.8
8	Russia	Irina Liskhovskaia, Galina Sounova, Nina Ivanova, Nonna Stepanova	4.29.0

* New Olympic record. Old mark was 4.17.1 set by Australia in 1956; also bettering world world mark of 4.16.2 set by Australia in 1960.

RESULTS OF QUALIFYING TRIALS — FRIDAY, SEPTEMBER 2

Heat No. 1		Time	Heat No. 2		Time
1	UNITED STATES	4.17.1	1	Australia	4.17.6
2	Germany	4.22.2	2	Hungary	4.22.4
3	Sweden	4.27.3	3	Great Britain	4.24.2
4	Italy	4.33.2	4	Russia	4.31.8
5	Japan	4.33.9	5	France	4.35.2
6	Holland	4.40.1	6	Mexico	5.00.2

NOTE—United States' personnel included Donna deVarona, Sylvia Ruuska, Susan Deer, and Molly Botkin.

100 METER BACKSTROKE

FINAL RESULTS — SATURDAY, SEPTEMBER 3

STADIO DEL NUOTO

Place	Name of Contestant	Representing	Time
1	LYNN BURKE	UNITED STATES	1.09.3*
2	Natalie Steward	Great Britain	1.10.8
3	Satoko Tanoka	Japan	1.11.4
4	Laura Ronwell	South Africa	1.11.9
5	Ray Fiocentini	France	1.12.1
6	Sylvia Lewis	Great Britain	1.13.3
7	Maria Van Velsen	Holland	1.14.4
8	Nadina Delocche	France	1.15.1

* New Olympic record. Old mark was 1.09.4 set by Klosterbuhrer during trials; previous mark was 1.12.9 set by [illegible] and Judy Grinham, Great Britain, 1960.

Continued on page 166

SWIMMING SUMMARIES (WOMEN)

Continued from page 165

RESULTS OF QUALIFYING TRIALS — THURSDAY, SEPTEMBER 1

Heat No. 1		Time	Heat No. 2		Time
1	Nina Rennell, SAF	1:12.0	1	Marie Van Velzen, FRA	1:11.1
2	Nadine Delache, FRA	1:12.5	2	Satoko Tanaka, GIA	1:11.5
3	Larisa Victorova, URS	1:12.8	3	Natalie Steward, GRB	1:12.0
4	Sara Barber, CAN	1:13.4	4	Helga Schmidt, GER	1:13.3
5	A. Beckett, USA	1:15.7	5	Magdalina Daniel, UNG	1:15.7
6	Lynetta Cooper, RHO	1:15.8	6	Arlette Pailliga, ITA	1:16.5
7	Ingrid Kramer, GER	1:16.2	7	Ana Maria Parils, BEL	1:17.2
8	T. Tomkowitz, UNG	1:17.1			
Heat No. 3		Time	Heat No. 4		Time
1	Lynn Burke, USA	1:09.4	1	Sylvie Lewis, GRB	1:12.2
2	Ethel Petersen, DAN	1:12.6	2	Rosy Pauselliet, FRA	1:12.3
3	Ingrid Schmidt, GER	1:13.1	3	Nina Harmer, USA	1:13.8
4	Marilyn Nielsen, AUS	1:13.8	4	Kirsten Widberg, DAN	1:14.3
5	Dorothea Maetzig, GDR	1:14.2	5	Dorothy Sutcliffe, RHO	1:15.3
6	Liudmila Klipova, URS	1:14.5	6	Ingrid Lamm, SWE	1:16.0
7	Doris Vatterli, SVI	1:19.6	7	Lara Tiffner, AUT	1:20.8
8	Simone Theis, LUX	1:23.9			

Top 6 times advance to finals.

3-METER SPRINGBOARD DIVING

FINAL RESULTS — SATURDAY, AUGUST 27
STADIO DEL NUOTO

Place	Name of Contestant	Representing	Points
1	Ingrid Kramer	Germany	155.81
2	PAULA JEAN POPE	UNITED STATES	141.24
3	Elizabeth Ferris	Great Britain	139.09
4	MARY PATSY WILLARD	UNITED STATES	137.82
5	Ninel Krutova	Russia	136.11
6	Irene MacDonald	Canada	134.69
7	Ann Long	Great Britain	129.63
8	Dorothea DuPon	Holland	123.35

RESULTS, ELIMINATIONS — FRIDAY, AUGUST 26

Place		Pts.	Place		Pts.
1	Ingrid Kramer, GER	162.23	9	Nicole Darrigrand, FRA	45.96
2	Paula Jean Pope, USA	52.67	10	Waltraud Oertel, GER	45.64
3	Elizabeth Ferris, GRB	52.27	11	Eriana Hasalbrouck, URS	47.28
4	Ninel Krutova, URS	52.25	12	Sandra Morgenwood, RHO	47.12
5	Kanako Tsutani, JAP	51.70	13	Satoko Tanaka, GIA	46.92
6	Dorothea DuPon, HOL	51.20	14	Greta Lyghart, FRA	46.07
7	Ann Long, GRB	50.07	15	Kumiko Watanabe, GIA	44.32
8	Mary P. Willard, USA	49.80	16	Irene MacDonald, CAN	44.00
9	Irene MacDonald, CAN	50.42	17	Kristine Nordeskuf, ARG	41.86

RESULTS OF SEMI-FINALS — SATURDAY MORNING, AUGUST 27

Place		Pts.	Place		Pts.
1	Ingrid Kramer, GER	96.28	9	Nicole Darrigrand, FRA	49.71
2	Ninel Krutova, URS	94.23	10	Waltraud Oertel, GER	46.49
3	Irene MacDonald, CAN	91.29	11	Eriana Hasalbrouck, URS	46.47
4	Paula Jean Pope, USA	90.84	12	Susan Knight, AUS	45.25
5	Elizabeth Ferris, GRB	89.46	13	Sandra Morgenwood, RHO	82.07
6	Dorothea DuPon, FRA	89.25	14	Satoko Watanabe, GIA	80.28
7	Mary P. Willard, USA	88.78	15	Greta Lyghart, FRA	80.39
8	Ann Long, GRB	87.18	16	Kristine Nordeskuf, ARG	80.07

Top 8 advanced to finals.

10 METER PLATFORM DIVING

FINAL RESULTS — TUESDAY, AUGUST 30 — STADIO DEL NUOTO

Place	Name of Contestant	Representing	Points
1	Ingrid Kramer	Germany	91.28
2	PAULA JEAN POPE	UNITED STATES	88.94
3	Ninel Krutova	Russia	86.99
4	JUNO IRWIN	UNITED STATES	83.39
5	Raisa Garakhovskaia	Russia	83.03
6	Norma Thomas	Great Britain	82.81
7	Nicole Darrigrand	France	81.18
8	Ann Long	Great Britain	80.98
9	Irene MacDonald	Canada	80.49
10	Kumiko Watanabe	Japan	79.60
11	Kanako Tsutani	Japan	77.90
12	Birte Hanson	Sweden	77.43

RESULTS OF ELIMINATIONS — MONDAY, AUGUST 29

Place		Pts.	Place		Pts.
1	Ingrid Kramer, GER	56.30	11	Kanako Tsutani, GIA	49.76
2	Paula Jean Pope, USA	54.70	12	Nicole Darrigrand, FRA	49.68
3	Juno Irwin, USA	53.71	13	Satoko Tanaka, GIA	48.89
4	Birte Hanson, SVE	52.61	14	Hanne Larsen, DAN	48.89
5	Ann Long, GRB	52.12	15	Gabriele Schoppe, GER	48.81
6	June Irwin, USA	51.90	16	Bente Velin, DAN	48.35
7	Norma Thomas, GBR	51.77	17	Laura Conter, ITA	45.55
8	Raisa Garakhovskaia, URS	51.37	18	Ana Maria Parils, BEL	45.50
9	Irene MacDonald, CAN	51.06	19	Kristine Nordeskuf, ARG	40.00
10	Kumiko Watanabe, GIA	51.04			

100 METER BUTTERFLY

FINAL RESULTS — TUESDAY, AUGUST 30 — STADIO DEL NUOTO

Place	Name of Contestant	Representing	Time
1	CAROLYN SCHULER	UNITED STATES	1:09.2*
2	Marianne Heemskerk	Holland	1:10.4
3	Janice Andrew	Australia	1:12.2
4	Sheila Watt	Great Britain	1:13.3
5	Aatje Voorbij	Holland	1:13.3
6	Zinaida Belovetskaia	Russia	1:13.3
7	Kristina Larsson	Sweden	1:13.6
8	CAROLYN WOOD	UNITED STATES	DNF

* New Olympic record. Old mark was 1:09.8 set in qualifying trials by Schuler, previous mark was 1:11.0 set by Shelley Mann, USA, in 1960.

RESULTS OF QUALIFYING TRIALS — MONDAY, AUGUST 29

Heat No. 1		Time	Heat No. 2		Time
1	Carolyn Schuler, USA	1:12.2	1	Lynn Wood, USA	1:11.4
2	Janice Andrew, AUS	1:10.3	2	Aatje Voorbij, FRA	1:12.6
3	Valentina Pasnisk, URS	1:13.2	3	Heidi Eisenschmidt, GER	1:14.6
4	Jean Gridnard, GRB	1:14.2	4	Karin Larsson, SVE	1:15.8
5	Silvia Belmar, MEX	1:16.5	5	Eulalia Martinez, MEX	1:17.9
6	Hermelene Janeis, AUT	1:18.4	6	Maria Espevari, UNG	1:19.4
7	Judy McHale, CAN	DNC	7	Colette Libaval, FRA	1:20.1
Heat No. 3		Time	Heat No. 4		Time
1	Sheila Watt, GRB	1:12.5	1	Marianne Heemskerk, FRA	1:11.8
2	Zinaida Belovetskaia, URS	1:12.6	2	Sorbel Fahrmann, GER	1:13.2
3	Kristina Larsson	1:13.0	3	Margaret Iwasaki, CAN	1:14.2
4	Anna Sonnck, ITA	1:18.4	4	Shizue Miyabe, GIA	1:15.8
5	Hillary Wilson, RHO	1:21.4	5	Sandra Van Glase, ITA	1:16.2
6	Gertrude Lasada, FIL	DNC	6	Annie Coran, FRA	1:17.1
7	Ann Marie Lewis, AUT	DNC	7	Mari Antonelli Cecchi, ITA	1:19.2

Fastest 8 qualifiers for finals.

200 METER BREASTSTROKE

FINAL RESULTS — SATURDAY, AUGUST 27
STADIO DEL NUOTO

Place	Name of Contestant	Representing	Time
1	Anita Lonsbrough	Great Britain	2:49.5*
2	Wilfrud Urselmann	Germany	2:50.0
3	Barbara Goebel	Germany	2:53.6
4	Adelaide Den Hoon	Holland	2:54.4
5	Margretta Kok	Holland	2:54.6
6	ANNE WARNER	UNITED STATES	2:55.4
7	PATTY KEMPNER	UNITED STATES	2:55.5
8	Davrit Kristensen	Denmark	2:55.7

* New Olympic record. Old mark was 2:52.0 set by Urselmann in 1960 qualifying trials; no previous mark since rules have been revised for event in 1960. Also betters existing world mark of 2:50.3 set by Lonsbrough in 1959.

RESULTS OF QUALIFYING TRIALS — FRIDAY, AUGUST 26

Heat No. 1		Time	Heat No. 2		Time
1	Barbara Goebel, GER	2:54.2	1	Wilfrud Urselmann, GER	2:52.0
2	Rosemary Lassig, AUS	2:57.4	2	Margretta Kok, FRA	2:55.5
3	Yoshiko Nishio, GIA	2:57.6	3	Anne Warner, USA	2:55.6
4	Michiko Tanaka, JAP	3:03.7	4	Davrit Kristensen, DEN	2:56.2
5	Eva Novakova, CSV	3:04.2	5	Christine Godzee, GRB	2:56.9
6	Margaret Hinni, RHO	3:05.2	6	Judy McHale, CAN	2:57.7
7	Christl Weber, AUT	3:09.3	7	Isebel Cozens, SPA	3:10.4
8	Nives Humpchary, SVI	3:10.1	8	Susette Scheidiin, SVI	3:11.2
Heat No. 3		Time	Heat No. 4		Time
1	Anita Lonsbrough, GRB	2:52.3	1	Adelaide Den Hoon, FRA	2:54.0
2	Klara Bartos, UNG	2:56.7	2	Anne Warner, USA	2:56.2
3	Ingrid Lamm, SWE	2:58.9	3	Anna Sonnino, ITA	2:58.3
4	Amelia Mirkovitch, FRA	3:01.2	4	Inge Anderson, DAN	2:59.9
5	Christl Pilapovits, AUT	3:02.6	5	Janet Hogan, USA	3:00.3
6	Liudmila Klipova, URS	3:07.0	6	Marta Kadekova, CSV	3:01.7
7	Luciana Mocellini, ITA	3:09.8	7	Maria Freitas, POR	3:13.3

Fastest 8 advanced to finals.

400 METER MEDLEY RELAY

FINAL RESULTS — FRIDAY, SEPTEMBER 2
STADIO DEL NUOTO

	Personnel	Time
1 UNITED STATES	LYNN BURKE, PATTY KEMPNER, CAROLYN SCHULER, CHRIS VON SAILTZA	4:41.1*
2 Australia	A. Wilson, Rosemary Lassig, Janice Andrew, Dawn Fraser	4:45.9
3 Germany	Helga Schmidt, Ursula Kuper, Barbel Fuhrmann, Ursel Brunner	4:47.6
4 Holland	Maria Van Velzen, Adelaide Den Haan, Marianne Heemskerk, Erica Terupina	4:47.6
5 Great Britain	Sylvia Lewis, Anita Lonsbrough, Sheila Watt, Natalie Steward	4:47.6
6 Hungary	Magdona Daviel, Klara Bartos, Marta Egrveri, Andorea Bajnagai	4:53.7
7 Japan	Satoka Tanaka, Satoko Takamatsu, Shizue Miyabe, Yoshiko Sato	4:56.4
8 Russia	Larisa Victorova, Liudmila Karabava, Zinaida Belovetskaia, Marina Shamal	4:58.1

* New Olympic record. Old mark was 4:47.4 set by Holland in 1960 trials. No previous mark, event being held first time. Also betters existing world mark set by USA (Carin Cone, Anna Donnerutt, Becky Collins, Chris von Saltza), in 1959.

NOTE—Individual USA performances: Burke (backstroke) 1:09.0; Kempner (breaststroke) 1:20.9; Schuler (butterfly) 1:08.9; von Saltza (free style) 1:02.3.

RESULTS OF QUALIFYING TRIALS — TUESDAY, AUGUST 30

Heat No. 1		Time	Heat No. 2		Time
1	Great Britain	4:49.0	1	Holland	4:47.4
2	United States	4:49.2	2	Russia	4:54.4
3	Germany	4:49.5	3	Japan	4:54.5
4	Hungary	4:52.8	4	Australia	4:55.7
5	France	4:58.7	5	Canada	4:59.5
6	Italy	5:04.6	6	Rhodesia	5:12.9
7	Mexico	DNC			

Fastest 6 advanced to finals.

NOTE—Relay and individual performances: Lynn Burke (backstroke) 1:10.2; Anne Warner (breaststroke) 1:34.8; Carolyn Wood (butterfly) 1:10.5; Joan Sollione (freestyle) 1:03.7.



Italian Team Popular Winner In Water Polo Tourney; Seventh Place Finish For U. S. A.

A SUPERBLY conditioned Italian water polo team, inspired by the cheering home crowds, swept to the championship without the loss of a game.

The United States, with an all-California squad of 11, finished seventh in the tournament field of 16. This was rated an even better performance than the fifth-place finish of the 1956 team because the Rome field was considered the best in Olympic history.

The difference between the USA, which won four games and lost three overall, and the top Europeans was the experience of regular, tough international competition. The Europeans had it; the US did not.

Urho Saari, head manager of the US team, who was the Olympic coach in 1952, pointed that out in his review of the tournament.

* * *

"A strong, well-conditioned and determined Italian team earned a very popular victory in Olympic water polo, dethroning the favored Hungarians who were relegated to third place by a surprising Russian team," wrote Saari.

"Most of the games between the top eight teams were very closely contested. There was very little to choose among the teams in speed, conditioning and ball-handling ability. But the Europeans, experienced in tough international competition, were more consistent, and this is where the American team seemed to be lacking.

"American water polo is rapidly improving and the biggest need still is international-type competition between the Olympic years."

Italy captured six straight games and then was held to a 3-3 tie by Hungary in the last game. By then the Italians already had clinched the gold medal. Russia took second with Hungary's defending champions third and Jugoslavia fourth.

* * *

The USA was represented by seven members of the Lynwood Swim Club, which won the Olympic Trials tournament at Los Angeles, July 1-4, and four from the other contending teams.

The squad, all from California, included the following:

From Lynwood — Marvin Burns, guard, 32, Fullerton; Ronald Crawford, guard, 20, Downey; Gordon Hall, goalie, 24, Downey; Jim Kelsey, forward, 22, Long Beach; Ronald Severa, center-forward, 24, La Puente; Fred Tisue, Jr., forward, 21, Downey, and Wally Wolf, center-back, 29, Manhattan Beach, who made his fourth Olympic team.

The others were Charles Bittick, 20, Los Angeles L. A. Swim Stadium; Robert Horn, 28, Fullerton, So. Calif. Water Polo Club; Charles McIlroy, 22, Manhattan Beach, El Segundo Swim Club, and Ronald Volmer, 24, Hermosa Beach, L. A. Swim Stadium.

Neill W. Kahlhase, coach of the Lynwood S. C., led the team for the second straight Olympics.

The tournament at Rome was restricted to the top 16 teams for the first time. The teams were divided into four pools of four teams each with the four seeded teams—Italy, Hungary, Russia and Jugoslavia — heading a group.

Then the first two in each group advanced to two semi-final groups of four teams. From the semi-finals the first four teams advanced to the championship round to determine first to fourth places, and the last eight played for fifth to eighth places.

* * *

In the complicated system of scoring victories scored in the semi-finals

Copyright not held

WATER POLO

WATER POLO

Continued from page 167

counted in the final standings; that is, if they involved teams in the same pool. For instance, Italy's important 2-0 victory over Russia in the semi-finals counted in the final standings, as did the USA's 7-6 triumph over the Netherlands.

Italy beat the United Arab Republic 9-4, Japan 8-1, and Romania 4-3, in the preliminary round. Then the Italians whipped Germany 3-0, and Russia 2-0, in the semi-finals. In the final round, they edged Jugoslavia 2-1, and tied Hungary 3-3. In the final standings, with a victory counting two points and a tie one point, Italy had 2 wins and 1 tie for 5 points; Russia 1 win, 1 loss and 1 tie for 3 points; Hungary 2 ties and 1 defeat for 2 points, and Jugoslavia 1 victory, 2 losses for 2 points.

In the preliminary round, the USA lost to Hungary 7-2, and then defeated Belgium 5-2, and France 10-4. In the semi-finals, the USA was beaten 6-2 by Jugoslavia and then topped the Netherlands 7-6. In the finals, the USA lost to Romania 6-4, to Germany 4-3. The standings in this 5th to 8th pool wound up: Romania 2-0-1, 5 points; Germany 2-0-1, 5 Points; USA 1-2-0, 2 points, and the Netherlands 0-3-0, 0 points.

Tisue paced the Americans in scoring with 12 goals, 5 of them against France. Wolf and Crawford scored 5 each. Severa and Volmer tallied 4 apiece and Bittick was next with 3.

The Olympic tournament was conducted in the new Stadio Del Nuoto and the Piscina Delle Rose.

Overall Ranking (all games played)

Rank	Nation	W	T	L	GS	GA	Pts.
1	Italy	6	1	0	31	12	13
2	Russia	5	1	1	30	20	11
3	Jugoslavia	5	0	2	28	12	10
4	Hungary	4	2	1	37	18	10
5	Romania	4	1	2	30	19	9
6	Germany	4	1	2	27	22	9
7	UNITED STATES	3	0	4	33	25	6
8	Holland	1	1	5	25	29	3
9	South Africa	1	1	1	7	12	3
10	France	1	0	2	10	23	2
11	Argentine	0	1	2	8	13	1
12	Brazil	0	1	2	7	16	1
13	Un. Arab Rep.	0	1	2	7	17	1
14	Japan	0	1	2	5	15	1
15	Belgium	0	0	3	8	17	0
16	Australia	0	0	3	7	14	0

Leading Scorers

		Pts.
Fred Tisue, United States		12
Aurel Zahan, Romania		11
Zoltan Donator, Hungary		9
Achim Schneider, Germany		8
Lajos Nagy, Germany		8
Alfred Von Dorp, Holland		8
Marijan Zuzej, Jugoslavia		7
Rosario Parmegiani, Italy		6
Tivadar Konizsa, Hungary		6
Alexandru Bodiu, Romania		6
Wallace Wolf, United States		6
Ronald Crawford, United States		5
Petr Mahvenieradze, Russia		5
Givi Chkvavoja, Russia		5
Vjacheslav Kurennoy, Russia		5
Eraldo Pizza, Italy		5
Frederik Van der Zwan, Holland		5
Gyogy Karpati, Hungary		5

NOTE—Individual scoring summaries from Aug. 25 games involving Italy, Russia, Germany, and Holland not included; also Sept. 3 game involving Russia and Jugoslavia. Summaries not available.

United States Lineup

	Goals
James Kelsey, forward	0
Fred Tisue, forward	12
Ronald Severa, center forward	4
Wallace Wolf, center back	5
Ronald Crawford, guard	5
Marvin Burns, guard	0
Gordon Hall, goalie	0
Charles Bittick, spare	3
Charles Mulitey, spare	0
Robert Horn, spare	0
Ronald Volmer, spare	4

OFFICIAL SUMMARIES—1960 OLYMPIC GAMES

FINAL RANKINGS
CHAMPIONSHIP ROUND

Place	Nation	W	T	L	GS	GA	Pts.
1	Italy*	2	1	0	7	4	5
2	Russia*	1	1	1	7	8	3
3	Germany*	0	2	1	8	8	2
4	Jugoslavia*	1	0	2	6	7	2

* Italy's 2-0 win over Russia and Jugoslavia's 2-1 win over Hungary in the semi-finals count in the above standings according to international rules.

Scores of Matches Played in Championship Round at Stadio del Nuoto

Friday, September 2

Italy ..... 2—0—2
Jugoslavia ..... 1—0—1
Italy goals—Rosario Parmegiani 2, Jugoslavia—Marijan Zuzej.

Russia ..... 1—2—3
Hungary ..... 1—2—3
Russian goals—Givi Chkvavoja 2, Petr K. Mahvenieradze.
Hungary—Zoltan Donator 2, Felkai.

Saturday, September 3

Italy ..... 2—1—3
Hungary ..... 3—0—3
Italy goals—Dania Bardi, Franco Lavanarini, Rosario Parmegiani.
Hungary—Zoltan Donator 2, Felkai.

Russia ..... 2—2—4
Jugoslavia ..... 2—1—3
Scoring summaries not available.

FINAL RANKINGS
CONSOLATION ROUND

Place	Nation	W	T	L	GS	GA	Pts.
1	Romania*	2	1	0	14	11	5
2	Germany*	2	1	0	13	11	5
3	UNITED STATES*	1	0	2	14	16	2
4	Holland*	0	0	3	12	19	0

* Romania's 3-3 tie with Germany and USA's 7-6 win over Holland in semi-finals counted in the above standings according to international rules.

Scores of Matches Played in Consolation Round at Stadio del Nuoto

Friday, September 2

United States ..... 1—2—3
Germany ..... 2—2—4
USA goals—Ron Severa 2, Ronald Volmer.
Germany—Achim Schneider 2, Lajos Nagy 2.

Romania ..... 3—2—5
Holland ..... 2—0—2
Romania goals—Aurel Zahan 3, Stefan Kraner, Alexandru Bodiu.
Holland—Harry Lamme 4.

Saturday, September 3

United States ..... 1—3—4
Romania ..... 3—2—6
USA goals—Ronald Volmer, Fred Tisue 2, Wallace Wolf.
Romania—Alexandru Bodiu 3, Cavilia Blajek, Aurel Zahan 2.

Germany ..... 2—3—6
Holland ..... 2—3—5
Germany goals—Achim Schneider 4, Lajos Nagy 2.
Holland—Harry Lamme, Alfred Van Dorp 3, Henry Vriend.

Los Angeles S.C.	3	Illinois A.C.	2
Lynwood S.C.	22	Washington Tws	0
San Francisco	3	Whittier No. 1	*2
El Segundo S.C.	6	Long Beach S.C.	1

*overtime

San Francisco	3	Whittier No. 2	1
Long Beach S.C.	6	Downey S.C.	2
Los Angeles S.C.	21	Oxnard S.C.	1
Whittier No. 1	12	Inglewood S.C.	2

El Segundo S.C.	4	Illinois A.C.	3
El Segundo S.C.	9	Whittier No. 1	1
Los Angeles S.C.	9	Long Beach S.C.	1
Whittier No. 2	6	Wash. Tigers	1

Illinois A.C.	14	Long Beach S.C.	2
Los Angeles S.C.	3	El Segundo S.C.	12
Whittier No. 1	4	Whittier No. 2	0
Lynwood S.C.	5	San Francisco	0

FINAL ROUND

Lynwood S.C.	6	Los Angeles S.C.	5
El Segundo S.C.	9	San Francisco	3
Lynwood S.C.	6	El Segundo S.C.	1
San Francisco	3	Los Angeles S.C.	1

Olympic Pool, Los Angeles, Calif.
July 1-4

FINAL STANDINGS

	W	L
Lynwood Swim Club	6	0
Los Angeles Swim Club	4	2
El Segundo Swim Club	4	2
San Francisco Olympic Club	4	2
Illinois A.C.	2	2
Whittier No. 1	2	2
Long Beach S.C.	1	3
Whittier No. 2	1	3
Oxnard Swim Club	1	3
Inglewood Swim Club	0	2
Downey Swim Club	0	2
Washington Township S.C.	0	2

NOTE: All teams except Illinois A.C. from California.

SCORES

Illinois A.C.	27	Oxnard S.C.	2
San Francisco	17	Inglewood S.C.	0
El Segundo S.C.	17	Downey S.C.	0
Lynwood S.C.	8	Whittier No. 2	0

SECOND OLYMPIC WATER POLO TRIALS

SEMI-FINAL RANKINGS
CHAMPIONSHIP DIVISION "A"

Place	Nation	W	T	L	GS	GA	Pts.
1	Italy*	3	0	0	9	3	6
2	Russia*	2	0	1	8	8	4
3	Romania*	0	1	2	8	10	1
4	Germany*	0	1	2	7	11	1

* Italy's 4-3 win over Romania and Russia's 5-4 win over Germany in the elimination rounds are counted in the above standings according to international rules.

Scores of Matches Played in Semi-Finals at Stadio del Nuoto

Tuesday, August 30

Russia ..... 1—2—3
Romania ..... 0—2—2
Russia goals—Yuri Grigorovsky, Petr Mahvenieradze, Anatoliy Kurtukov.
Romania—Alexandru Bodiu, Aurel Zahan, 2.

Italy ..... 1—2—3
Germany ..... 0—0—0
Italy goals—Rosario Parmegiani, Eraldo Pizza 2.

Wednesday, August 31

Romania ..... 0—3—3
Germany ..... 1—2—3
Romania goals—Aurel Zahan 2, Alexandru Bodiu.
Germany—Lajos Nagy, Friedrich Casselmann, Benno Strasser.

Italy ..... 1—1—2
Russia ..... 0—0—0
Italy goals—Eraldo Pizza, Giuseppe D'Altrui.

SEMI-FINAL RANKINGS
CHAMPIONSHIP DIVISION "B"

Place	Nation	W	T	L	GS	GA	Pts.
1	Jugoslavia*	3	0	0	10	4	6
2	Hungary*	2	0	1	11	5	4
3	UNITED STATES*	1	0	2	11	19	2
4	Holland*	0	0	3	8	12	0

* Jugoslavia's 2-1 win over Holland and USA's 7-2 loss to Hungary in the elimination rounds are counted in the above standings according to international rules.

Scores of Matches Played at Semi-Finals at Stadio del Nuoto

Tuesday, August 30

Holland ..... 0—1—1
Hungary ..... 2—1—3
Hungary goals—Benno Strasser, Lajos Nagy 2, Friedrich Casselmann, Dieter Seitz, Achim Schneider.
Brazil—Filho Joao Goncalves, Dos Santos, Mar. Kelly, Ruben De Almeida.

Saturday, August 27
Piscina delle Rose

Russia ..... 5—2—7
Argentine ..... 2—0—4
Russia goals—Petr Mahvenieradze, Givi Chkvavoja 3, Vjacheslav Kurennoy 2, Yury Grigorovsky.
Argentine—Godoro 2, Lacey 2.

Monday, August 29
at Stadio del Nuoto

Germany ..... 2—3—5
Argentine ..... 0—1—1
Germany goals—Achim Schneider, Jurgen Honig, Lajos Nagy, Friedrich Casselmann (also automatic goal by Lugy of Argentine).
Argentine—Godoro.

Piscina delle Rose

Russia ..... 5—3—8
Brazil ..... 1—1—2
Russia goals—Vjacheslav Kurennoy 2, Eugeniy Saitzyn 2, Petr Mahvenieradze 2, Anatoliy Kurtushov.
Brazil—Filho Joao Goncalves 2.

ELIMINATION ROUND RANKINGS
GROUP THREE

Place	Nation	W	T	L	GS	GA	Pts.
1	Jugoslavia	3	0	0	15	4	6
2	Holland	1	1	1	9	8	3
3	South Africa	1	1	1	7	12	3
4	Australia	0	0	3	7	14	0

At Piscina delle Rose

Romania	.....	3	—0—5
United Arab Republic	.....	0	—0—0

Romania goals—Aurel Zahan, Cavilia Sellayek, Anatol Giritescu 2, Stefan Kraner.

Saturday, August 27
at Stadio del Nuoto

Italy ..... 6—3—9
United Arab Republic ..... 2—2—4
Italy goals—Eraldo Pizza 3, Luigi Mannelli 2, Franco Lavarotari 2, Salvatore Gionta 2.
Arab—Mauskhtar Elgamal, Amin Abdelrahman, Ibrahim Abdelrhaman.

Saturday, August 27
at Piscina delle Rose

Romania ..... 1—3—4
Japan ..... 0—2—2
Romania goals—Cavilia Blajek, Aurel Zahan 2, Stefan Kraner.
Japan—Takanao Sato.

Thursday, August 25
at Stadio del Nuoto

Italy ..... x—x—4
Romania ..... x—x—3
Italy goals—summary not available, same for Romania.

at Piscina delle Rose

Japan ..... x—x—3
United Arab Republic ..... x—x—3
x—Scoring summaries not available.

ELIMINATION ROUND RANKINGS

Place	Nation	W	T	L	GS	GA	Pts.
1	Russia	3	0	0	20	10	6
2	Germany	2	0	1	14	10	4
3	Argentine	0	1	2	8	13	1
4	Brazil	0	1	2	7	16	1

Scores of Group Two Matches
Thursday, August 25
at Stadio del Nuoto

Russia ..... x—x—5
Germany ..... x—x—4
x—Scoring summaries not available.

at Piscina delle Rose

Argentine ..... x—x—2
Brazil ..... x—x—2

Friday, August 26
at Piscina delle Rose

Germany ..... 3—3—6
Brazil ..... 1—2—3
Germany goals—Benno Strasser, Lajos Nagy 2, Friedrich Casselmann, Dieter Seitz, Achim Schneider.
Brazil—Filho Joao Goncalves, Dos Santos, Mar. Kelly, Ruben De Almeida.

Saturday, August 27
Piscina delle Rose

Russia ..... 5—2—7
Argentine ..... 2—0—4
Russia goals—Petr Mahvenieradze, Givi Chkvavoja 3, Vjacheslav Kurennoy 2, Yury Grigorovsky.
Argentine—Godoro 2, Lacey 2.

Monday, August 29
at Stadio del Nuoto

Germany ..... 2—3—5
Argentine ..... 0—1—1
Germany goals—Achim Schneider, Jurgen Honig, Lajos Nagy, Friedrich Casselmann (also automatic goal by Lugy of Argentine).
Argentine—Godoro.

at Piscina delle Rose

Russia ..... 5—3—8
Brazil ..... 1—1—2
Russia goals—Vjacheslav Kurennoy 2, Eugeniy Saitzyn 2, Petr Mahvenieradze 2, Anatoliy Kurtushov.
Brazil—Filho Joao Goncalves 2.

ELIMINATION ROUND RANKINGS
GROUP THREE

Place	Nation	W	T	L	GS	GA	Pts.
1	Jugoslavia	3	0	0	15	4	6
2	Holland	1	1	1	9	8	3
3	South Africa	1	1	1	7	12	3
4	Australia	0	0	3	7	14	0

Scores of Group Three Matches
Thursday, August 25
at Stadio del Nuoto

Jugoslavia ..... x—x—2
Holland ..... x—x—1
x—Scoring summaries not available.

at Piscina delle Rose

South Africa ..... x—x—3
Australia ..... x—x—2
x—Scoring summaries not available.

Friday, August 26
at Piscina delle Rose

Holland ..... 2—3—5
Australia ..... 2—1—3
Holland goals—Harro Ran 2, Johannes Muller, Alfred Van Dorp, Frederick Van der Zwan.
Australia—Keith Wiegard 3.

Saturday, August 27
at Piscina delle Rose

Jugoslavia ..... 3—4—7
South Africa ..... 0—1—1
Jugoslavia goals—Simenc 2, Mirko Sandic 2, Zdravko Jezic, Marijan Zuzej, Ante Nardelli.
South Africa—Leon Nathan.

Monday, August 29
at Stadio del Nuoto

Jugoslavia ..... 3—3—6
Australia ..... 1—1—2
Jugoslavia goals—Marijan Zuzej 2, Mirko Sandic, Ante Nardelli, Simenc, Hrvoje Kacic.
Australia—Thomas Hood, John O'Brien, Ross Wilkinson.

Holland ..... 0—3—3
South Africa ..... 1—2—3
Holland goals—Alfred Van Dorp 2, Fredrick Van der Zwan.
Sou h Africa—Allen Brown, Frank Butler, Robert Schwartz.

ELIMINATION ROUND RANKINGS
GROUP FOUR

Place	Nation	W	T	L	GS	GA	Pts.
1	Hungary	3	0	0	27	9	6
2	UNITED STATES	2	0	1	17	12	4
3	France	1	0	2	10	23	2
4	Belgium	0	0	3	8	17	0

Scores of Group Four Matches
Friday, August 26
at Stadio del Nuoto

United States ..... 1—1—2
Hungary ..... 3—4—7
USA goals—Wallace Wolf, Ronald Crawford.
Hungary—Zoltan Donator 3, Gyogy Karpati, Tivadar Konizsa, Dezso Gyarmati 2.

at Piscina delle Rose

Belgium ..... 1—1—2
France ..... 4—6—10
Belgium goals—Dumont 2.
France—Rene Neuboure 2, Charles Lambert.

Saturday, August 27
at Stadio del Nuoto

United States ..... 3—7—10
France ..... 2—2—4
USA goals—Charles Bittick, Ronald Severa 2, Fred Tisue 5, Ronald Crawford, Ronald Volmer.
France—Charles Lambert 2, Roger Neubauer, Jean Thibiliet.

at Stadio del Nuoto

Hungary ..... 6—3—9
Belgium ..... 3—1—4
Hungary goals—Peter Rusoran 4, Mihaly Mayer, Badanar, Felkai 2 (also automatic goal by Smits of Belgium).
Belgium—Dumont, Devis, Pickers, Smits,

Monday, August 29
at Piscina delle Rose

United States ..... 2—2—5
Belgium ..... 0—0—0
USA goals—Wallace Wolf, Charles Bittick 2, Fred Tisue 2.
Belgium—Devis 2.

at Piscina delle Rose

Hungary ..... 7—0—7
Hungary goals—Zoltan Donator, Tivadar Konizsa 4, Istvan Hennsi, Gyogy Karpati, Dezso Gyarmad.
France—Alex Jany, Chenet, Gachon.

U. S. A. Weightlifters Bettered All 1956 Marks But Finished Second To Russian Strong Men

RUSSIA won five gold medals and a silver to dominate the seven-event weightlifting championships.

The United States bettered almost all of its marks made in 1956 but had to settle for one gold medal—by repeating bantamweight champion Chuck Vinci—four silvers and one bronze.

This was a letdown after the Americans' four victories in 1948, 1952 and 1956. Yet, if featherweight Isaac Berger and middleweight Tommy Kono had had just a shade of a break in the snatch, the US might have captured those two titles and overall superiority in the four-day tournament in the Palazzetto dello Sport.

The Russians' and Americans' complete domination of the bar bell world since the 1952 Games was broken by Poland's Ireneusz Palinski, who beat Jim George of Akron, Ohio, in the light heavyweight (181 pound) championship.

* * *

Palinski might have gotten a break when Kono, the two-time Olympian and a nine-time world champion, decided to compete as a middleweight. The 30-year-old Hawaiian, lightweight (148 pounds) victor in 1952 and the light heavyweight champion in 1956, elected to face Russian Alexander Kurynov because he heard the Russian was "a very tough opponent."

Kono said he weighed 185 pounds five months before the Games but decided to pare down his weight to take on Kurynov.

The 27-year-old Russian aviation engineer proved to be a tough opponent indeed. He broke the world record with a jerk of 374½ pounds for a world record total of 964¼ to Kono's 942. Kurynov's figures were 297½-292-374½—964½ to Kono's 308½-281-352½—942.

All four Olympic records — for press, snatch, jerk and total lifts— fell in the middleweight class. Olympic marks were bettered 52 times and world records eclipsed 12 times through the meet. At the finish, eight world records and 21 Olympic marks were officially posted. Several others were tied.

* * *

Russia won the "strongest man in the world" honors when Yuriy Vlasov smashed all four Olympic records set by the fabulous Paul Anderson of the United States in 1956, and also broke world records for the jerk (446 pounds) and total lift (1,184½). His press was 396¾ and snatch 341½.

So keen was the competition that Jim Bradford, the 1952 Olympian from Washington, D. C., also bettered Anderson's Olympic mark with 1,129½ pounds (equalling the old world mark) and Norbert Schemansky, another 1952 Olympian, tied Anderson's record of 1,102 pounds. Naturally, the Americans took second and third.

Vinci, a 27-year-old, 5-foot crane operator from Cleveland and 1956 champion, shattered the Olympic mark for snatch (231½) and his total of 760 bettered the Olympic mark and tied the world standard. Russia was not entered in this weight.

Russia's Evgeniy Minaev, second to the USA's Isaac Berger in 1956,

Continued on page 320


Terpak


Hoffman

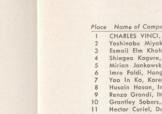
Berger

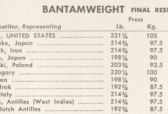
Bradford


J. George


Garcy


Kono


Pulskamp


Schemansky


Vinci


Zirk

RESULTS OF 1960 NAAU CHAMPIONSHIPS AND OLYMPIC TRIALS

Cleveland, Ohio—June 11-12
(Leaders Only)

123 LB. CLASS

Name	Affiliation	Total
Charles Vinci—Raymond A. C.		700
Gary Leeman—Ann Arbor		610
Victor Rodriguez—St. John, N.Y.		605

132 LB. CLASS

Isaac Berger—York B. B. C.	810
Pedro Serrano—Puerto Rico	730
Wally Imahara—S.W. La. Inst.	710

148 LB. CLASS

Tony Garcy—El Paso YMCA	780
Larry Mintz—Electchester A.A.	755
Vince Doniero—Torio	745

165 LB. CLASS

Tommy Kono—York-Hawaii YDR Club	865
Dave Gerstung—St. Louis Boys Club	860
Peter Tallula, Jr.—U. S. Army	805

181 LB. CLASS

John George—C.M.W.L.	915
Louis Rydzewski—New Orleans A.C.	860
Gerald Englehart—Unattached	850

198 LB. CLASS

John Pulskamp—Columbus A. C.	990
Charles Staunton—New Orleans A. C.	890
James McClure—Titan W.L.C.	880

HEAVYWEIGHTS

James Bradford—Bradford A. C.	1085
Norbert Schemansky—Astro W. L. Club	1075
Richard Zirk—Bates W.L.C.	1035
Best Lifter Award: Isaac Berger	

OFFICIAL SUMMARIES — WEIGHTLIFTING — 1960 OLYMPIC GAMES

BANTAMWEIGHT FINAL RESULTS — WEDNESDAY, SEPTEMBER 7

Place	Name of Competitor, Representing	Press Lb.	Press Kg.	Snatch Lb.	Snatch Kg.	Jerk Lb.	Jerk Kg.	Total Lb.	Total Kg.
1	CHARLES VINCI, UNITED STATES	231½	105	236½	107.5	292	132.5	760*	345*
2	Yoshinobo Miyoka, Japan	214½	97.5	231½	105	297½	135	743½	337.5
3	Esmail Ebe Khah, Iran	214½	97.5	220½	100	292	132.5	727	330
4	Shiegeo Kogure, Japan	198½	90	225½	102.5	286½	130	710½	322.5
5	Mirian Jankowski, Poland	203½	92.5	220½	100	286½	130	710½	322.5
6	Imre Feldi, Hungary	220½	100	198½	90	286½	130	705	320
7	Yao In Ko, Korea	198½	90	209½	95	286½	130	694	315
8	Husain Hosse, Irak	192½	87.5	220½	100	275½	125	688½	312.5
9	Renzo Groindi, Italy	214½	97.5	198½	90	264½	120	677½	307.5
10	Grantley Sobers, Antilles (West Indies)	214½	97.5	198½	90	264½	120	677½	307.5
11	Hector Curiel, Dutch Antilles	192½	87.5	203½	92.5	275½	125	672	305
12	Balas Fitzi, Romania	203½	92.5	187½	85	270	122.5	661	300
13	Rocco Spinola, Italy	203½	92.5	192½	87.5	264½	120	661	300
14	Arpad Bananyi, Hungary	181½	82.5	203½	92.5	264½	120	650	295
15	Fernando Boez Cruz, Puerto Rico	220½	100	176½	80	242½	110	639	290
16	Zuhair Elia, Irak	192½	87.5	187½	85	259	117.5	639	290
17	Gwat Tan Tjy, India	187½	85	198½	90	242½	110	628	285
18	Edward Maron, Israel	176½	80	181½	82.5	236½	107.5	594½	270
19	Luis Paquete, Portugal	165½	75	154½	70	220½	100	539½	245

* New Olympic record.

FEATHERWEIGHT FINAL RESULTS — WEDNESDAY, SEPTEMBER 7

Place	Name of Competitor, Representing	Press Lb.	Press Kg.	Snatch Lb.	Snatch Kg.	Jerk Lb.	Jerk Kg.	Total Lb.	Total Kg.
1	Evgeniy Minaev, Russia	264½	120	242½	110	314	145.5	821	372
2	ISAAC BERGER, UNITED STATES	259	117.5	231½	105	308½	140	798½	362.5
3	Sabastiano Mannironi, Italy	236½	107.5	242½	110	297½	135	776½	352.5
4	Nam Hoe Kim, Korea	231½	105	231½	105	297½	135	760	345
5	Yukio Funyiama, Japan	225½	102.5	225½	102.5	297½	135	748	345
6	Abrons Mohamad, United Arab Republic	225½	102.5	209½	95	308½	140	743½	337.5
7	Kyee Tan, Burma	214½	97.5	220½	100	281	127.5	716	325
8	Alberto Nagar, Philippines	214½	97.5	220½	100	281	127.5	716	325
9	Cyrille Georgiev, Bulgaria	209½	95	220½	100	286½	130	716	325
10	Moustafa Elshalokani, United Arab Republic	198½	90	214½	97.5	292	132.5	705	320
11	Weng Chung Kow, Malaya	203½	92.5	214½	97.5	275½	125	694	315
12	L. K. Das, India	198½	90	209½	95	286½	130	694	315
13	Georg Hieke, Germany	220½	100	198½	90	264½	120	683	310
14	Salah Chammah, Lebanon	203½	92.5	214½	97.5	259	117.5	677½	307.5
15	Mauro Alcala, Mexico	187½	85	198½	90	270	122.5	655½	297.5
16	Hermann Dadajiseck, Austria	192½	87.5	203½	92.5	253½	115	650	295
17	Angel Pangilinti, Panama	198½	90	181½	82.5	264½	120	644½	292.5
18	Allan Robinson, Great Britain	203½	92.5	187½	85	253½	115	644½	292.5
19	Gazi Cohen, Israel	187½	85	187½	85	264	120	638	285
20	Walter Legel, Austria	176½	80	192½	87.5	253½	115	622½	282.5
21	Tiziveni Isquierdo, Spain	198½	90	165½	75	242½	110	606	265
22	Samuel Dalzell, Ireland	176½	80	181½	82.5	236½	107.5	594½	270

LIGHTWEIGHT FINAL RESULTS — THURSDAY, SEPTEMBER 8

Place	Name of Competitor, Representing	Press Lb.	Press Kg.	Snatch Lb.	Snatch Kg.	Jerk Lb.	Jerk Kg.	Total Lb.	Total Kg.
1	Viktor Bashuev, Russia	275½	125	270	122.5	330½	150	876	397.5
2	Liang Yen Hsiung, Singapore	253½	115	242½	110	308½	135	837½	380
3	Wahid Aziz Abdul, Burma	259	117.5	253½	115	325	147.5	837½	380
4	Marian Zielinski, Poland	253½	115	242½	110	330½	150	826½	375
5	Waldemar Baszanowski, Poland	231½	105	259	117.5	325	147.5	815½	370
6	Mikaly Huskas, Hungary	242½	110	236½	107.5	325	147.5	804½	365
7	Werner Ditrich, Germany	236½	107.5	253½	115	308½	140	798½	362.5
8	Zdenek Chabel, Czechoslovakia	253½	115	236½	107.5	308½	140	798½	362.5
9	Hey Lopez, Colombia	242½	110	236½	107.5	308½	140	787½	357.5
10	Hyun Chine, Korea	236½	107.5	236½	107.5	308½	140	782½	355
11	Roger Gerbes, France	231½	105	236½	107.5	297½	135	782½	355
12	Fawzi Rasmy, United Arab Republic	253½	115	225½	102.5	297½	135	776½	352.5
13	Luciano De Geneyro, Italy	242½	110	236½	107.5	297½	135	776½	352.5
14	Henrik Tamrzz, Iran	248	112.5	231½	105	286½	130	765½	347.5
15	Jano Terres, Cuba	236½	107.5	214½	97.5	308½	140	760	345
16	Josef Tauchner, Australia	225½	102.5	203½	92.5	297½	135	749½	340
17	Thor Wyatt, South Africa	220½	100	214½	97.5	314	142.5	749½	340
18	Ben Helfgott, Great Britain	242½	110	220½	100	281	127.5	743½	337.5
19	Robert Delahaye, France	231½	105	231½	105	275½	125	738	335
20	Clement Hoeyen, Belgium	225½	102.5	214½	97.5	275½	125	716	325
21	Hans Kalin, Switzerland	225½	102.5	203½	92.5	281	127.5	710½	322.5
22	Thomas Hayden, Ireland	209½	95	209½	95	259	117.5	677½	307.5
23	Abderhaim Tazi, Morocco	198½	90	203½	92.5	275½	125	677½	307.5
24	Roger Hippertchen, Luxemburg	187½	85	187½	85	242½	110	617	280
25	Ibrahim Miliwulli, Sudan	187½	85	159½	72.5	231½	105	578½	262.5

MIDDLEWEIGHT FINAL RESULTS — THURSDAY, SEPTEMBER 8

Place	Name of Competitor, Representing	Press Lb.	Press Kg.	Snatch Lb.	Snatch Kg.	Jerk Lb.	Jerk Kg.	Total Lb.	Total Kg.
1	Alexander Kurynov, Russia	297½	135	292	132.5	374¾	170	964¼	437.5
2	TOMMY KONO, UNITED STATES	308½	140	281	127.5	352½	160	942	427.5
3	Gyozo Veres, Hungary	286½	130	264½	120	341½	155	892	405

Courtesy of Tom Minor

WEIGHTLIFTING SUMMARIES *Continued from page 171*

4	Marcel Paterni, France	281	127.5	264½	120	336	152.5	881½	400
5	Krayzstof Beck, Poland	299½	135	259	117.5	325	147.5	881½	400
6	Mohamad Ami Teheroni, Iran	259	117.5	264½	120	341½	155	865	392.5
7	Yung Koh, Korea	253½	115	264½	120	330½	150	848½	385
8	Lotz Roland, Germany	253½	115	248	112.5	341½	155	843	382.5
9	Mohamad Elhanafi, United Arab Republic	264½	120	242½	110	336	152.5	843	382.5
10	Jang Lee, Korea	253½	115	253½	115	330½	150	837½	380
11	Rolf Meier, France	253½	115	242½	110	330½	150	826½	375
12	Ivan Abadjiev, Bulgaria	236¾	107.5	248	122.5	308½	140	815¼	370
13	Adnan Mustapha, Morocco	253½	115	242½	110	308½	140	804¼	365
14	Mohamed Moutadi, Lebanon	242½	110	242½	110	308½	140	793¼	360
15	Carlos Caballero, Columbia	231¼	105	248	112.5	308½	140	787¾	357.5
16	Harold Fraser, South Africa	248	112.5	253½	102.5	292	132.5	765½	347.5
17	Daryl Cohen, Australia	220¼	110	225¾	102.5	297½	135	743¼	337.5
18	Georges Freiburghaus, Switzerland	231¼	105	225¾	102.5	275½	125	732½	332.5
19	Milous Mahmad, Morocco	231¼	105	214¾	97.5	275½	125	721½	327.5
20	Mirza Adil, Sudan	198¼	90	187¾	85	253½	115	639	290

* New Olympic record.

LIGHT HEAVYWEIGHT FINAL RESULTS — FRIDAY, SEPTEMBER 9, 1960

Place	Name of Competitor, Representing	Press		Snatch		Jerk		Total	
		Lb.	Kg.	Lb.	Kg.	Lb.	Kg.	Lb.	Kg.
1	Ireneusz Paliński, Poland	286½	130	292	132.5	396¾	180	975½ *	442.5*
2	JAMES GEORGE, UNITED STATES	292	132.5	292	132.5	363¾	165	947¼	430
3	Jan Bochenek, Poland	286½	130	264½	120	374¾	170	935¼	425
4	Geza Toth, Hungary	275½	125	275½	125	369¼	167.5	920¼	417.5
5	Jouni Kokkonen, Finland	286½	130	275½	125	358	162.5	920	417.5
6	Petar Tatcher, Bulgaria	286½	130	275½	125	352½	160	914½	415
7	Minoru Kubota, Japan	275½	125	264½	120	341½	155	881½	400
8	Willy Claes, Belgium	275½	125	248	112.5	341½	155	865	392.5
9	Shukiz Suleson, Irak	253½	115	264½	120	341½	155	859½	390
10	Mangoshii Ariori, Iran	264½	120	264½	120	330½	150	859½	390
11	Jean Dubut, France	253½	115	264½	120	341½	155	859½	390
12	Velazquez Fer. Torres, Puerto Rico	264½	120	259	117.5	336	152.5	859½	390
13	Rolf Sonnewald, Germany	259	117.5	264½	120	336	152.5	859½	390
14	Michel Lipari, Canada	270	122.2	242½	110	341½	155	854	387.5
15	Sven Norman, Sweden	264½	120	253½	115	330½	150	848¼	385
16	Jacques Psaila, Greece	253½	115	264½	120	330½	150	848¼	385
17	Philip Cairo, Great Britain	275½	125	253½	115	319½	145	848¼	385
18	Lam King Kuan, Malaya	248	112.5	253½	115	314	142.5	815¼	370
19	Roland Fidel, Switzerland	253½	115	231¼	105	319½	145	804¼	365
20	Abdelkader Bel Kaoel, Moracco	231¼	105	225¾	102.5	286½	130	743½	337.5
21	Lafuente J. Rodriguez, Spain	220¼	100	209¾	95	286½	130	716	325

* New Olympic record.

MIDDLE HEAVYWEIGHT FINAL RESULTS — FRIDAY, SEPTEMBER 9, 1960

Place	Name of Competitor, Representing	Press		Snatch		Jerk		Total	
		Lb.	Kg.	Lb.	Kg.	Lb.	Kg.	Lb.	Kg.
1	Arkadiy Vorobiev, Russia	336	152.5	314	142.5	391¼	177.5	1041½ *	472.5*
2	Trofim Lomakin, Russia	347	157.5	286½	130	374¾	170	1008¼	457.5
3	Louis Martin, Great Britain	303	137.5	303	137.5	374¾	170	980¾	445
4	JOHN PLESKAMP, UNITED STATES	308½	140	275½	125	369¼	167.5	953¼	432.5
5	Francois Vincent, France	286½	130	297½	135	352½	160	936½	422.5
6	Vladimir Nicolov, Bulgaria	242½	110	303	137.5	363¾	165	909¼	412.5
7	Czeslow Bialas, Poland	286½	130	270	122.5	347	157.5	903½	410
8	Leonardo Masz, Italy	297½	135	259	117.5	341½	155	898	407.5
9	Zdenek Sratka, Czechoslovakia	270	122.5	281	127.5	341½	155	892½	405
10	Dong Hwang Mo, Korea	264½	120	264½	120	352½	160	881½	400
11	Andrea Barzini, Italy	275½	125	253½	115	352½	160	881½	400
12	Wolfgang Muller, Germany	264½	120	264½	120	341½	155	870½	395
13	Ramiro Fermin, Dutch Antilles	275½	125	275½	125	319½	145	870½	395
14	Jose Flores, Dutch Antilles	297½	135	236¾	107.5	330½	150	865	392.5
15	Bruno Barabani, Brazil	264½	120	259	117.5	336	152.5	859½	390
16	Arne Lanes, Norway	253½	115	264½	120	341½	155	859½	390
17	Kurt Herbst, Austria	259	117.5	253½	115	319½	145	831¾	377.5

* New Olympic record.

HEAVYWEIGHT FINAL RESULTS — SATURDAY, SEPTEMBER 10

Place	Name of Competitor, Representing	Press		Snatch		Jerk		Total	
		Lb.	Kg.	Lb.	Kg.	Lb.	Kg.	Lb.	Kg.
1	Yuriy Vlasov, Russia	396¾ *	180	341½ *	155	446	202.5	1184¼ *	537.5*
2	JAMES BRADFORD, UNITED STATES	396¾	180	330½	150	402½	182.5	1129¼	512.5
3	NORBERT SCHEMANSKI, UNITED STATES	374¾	170	330½	150	396¾	180	1102	500
4	Mahomed Ibrahim, United Arab Republic	308½	140	303	137.5	391¼	177.5	1002¾	455
5	Elmo Makinen, Finland	308½	140	314	142.5	380¼	172.5	1002¾	455
6	David Baillie, Canada	325	147.5	292	132.5	374¾	170	991¾	450
7	Alberto Pigaiani, Italy	336	152.5	281	127.5	374¾	170	991¾	450
8	Vaclav Spivry, Czechoslovakia	319¾	145	281	127.5	380¼	172.5	980¾	445
9	Arthur Shannos, Australia	303	137.5	275½	125	380¼	172.5	958¼	435
10	Hadi Abdul Jabbar, Irak	325	147.5	275½	125	352½	160	953	432.5
11	Carnel Wilczek, Australia	303	137.5	281	127.5	363¾	165	947¾	430
12	Werner Arnold, Germany	297½	135	275½	125	363¾	165	936¼	425
13	Donald Oliver, New Zealand	292	132.5	270	122.5	374¾	170	936¼	425
14	William Swolok, Canada	297½	135	259	117.5	352½	160	909	412.5
15	Dennis Hillman, Great Britain	292	132.5	253½	115	341½	155	887	402.5
16	Henri Mersch, Luxemburg	259	117.5	209¼	95	281	127.5	749	340

Best Showing In 28 Years By U. S. Wrestlers Supported By Three Free Style Championships

TURKEY put on an armlock of seven gold medals and two silvers in dominating the Olympic wrestling and the USA made its best showing in 28 years by capturing three free style gold medals.

The Turks, a perennial mat power, the United States, Russia and a husky German heavyweight—Wilfried Dietrich—were the stars of the competition.

The 336 free style and Greco-Roman wrestlers from 54 nations competed in an arena pitched beneath the impressive vaults of the Basilica of Maxentius (303-313 A.D.), situated by the side of the Roman Forum on the Via dei Fori Imperiali.

In this imposing setting, the Turks won four gold medals and two silvers in free style and three gold medals in Greco-Roman.

* * *

The United States, winless since 1952, had three free style champions from Oklahoma—lightweight Shelby Wilson and welterweight Douglas Blubaugh from Ponca City and bantamweight Terry McCann of Tulsa.

The USA also took a fourth, two fifths, an eighth and a ninth in the eight free style events. A seventh and two ninth places were the best the Americans could do in Greco-Roman but even in this seldom-used style the US matmen showed continued improvement. Greco-Roman wrestling is highly popular in Europe, Asia and the Middle East.

Russia, winner of six gold medals —five of them in Greco-Roman—in 1956, dropped to three at Rome. The Soviets collected a total of nine medals, three golds and two silvers in Greco-Roman, and two silvers and two bronzes in free style.

Seventeen nations gained at least one of the 48 medals but only six collected gold medals. Germany, on Dietrich's triumph won the only gold that escaped the US and Turkey in free style, and Romania and Bulgaria each gathered one of the other Greco-Roman championships. Turkey and Russia each had captured three in Greco-Roman.

Dietrich, who was second in Greco-Roman in 1956, earned another silver medal in that competition and also won the free style heavyweight title. The 26-year-old, 6-foot, 242-pound welder held defending champion Hanit Kaplan of Turkey to a draw in their thrilling final match to clinch the crown. In the Greco-Roman he took second to Ivan Bogdan although he battled the strong Russian to a draw.

Only two 1956 champions—both Turks—were able to score again. Mustafa Dogincanli, defending bantamweight champion, moved up a class and captured the featherweight free style title. Mithat Bayrak repeated in the Greco-Roman welterweight class.

Of the 16 champions, only six were able to win all of their matches. The all-victorious group included free stylists Blubaugh (7-0) and Wilson (5-0) from the USA, light heavyweight Ismet Atli (6-0) of Turkey (free style), bantamweight Oleg Karavaev (6-0) of Russia (free style), middleweight Dimitro Dobrev (5-0) of Bulgaria (free style), and light heavyweight Tevfikkis (5-0) of Turkey in Greco-Roman.



WRESTLING

The other champions crowned at Rome were:

FREE STYLE—Flyweight Ahmet Bilek and middleweight Hasan Gungor of Turkey.

GRECO-ROMAN — Flyweight Dumitru Pirvulescu, Romania; featherweight Muzahir Sille, Turkey, and lightweight Avtandil Koridze, Russia.

Koridze's triumph was marred by a Japanese official's charge that Bulgarian Dimitro Stoyanov had deliberately thrown his fifth-round match with Koridze in order to permit the Russian to win the gold medal. Koridze and Stoyanov were wrestling evenly for about 11 minutes when the Russian suddenly threw Stoyanov. A draw would have eliminated both and given

Continued on page 174

WRESTLING

Continued from page 173

Jugoslavia's Branco Martinovic the championship. As a result of the fall triumph, Koridze met Martinovic in the final round and won the decision.

The International Amateur Wrestling Federation announced there was "a suspicion of collusion" between the Bulgarian and the Russian. But the IAWF ruled that "suspicion was not proof"—so the Russian kept his gold medal. Vice President Ichiro Hatta of the IAWF said, however, that the Bulgarian was disqualified and barred from further competition.

The American team was short on Olympic experience but long on determination. The three US winners participated in their first Olympics and Wilson had to be coaxed by friends to even enter the Olympic tryouts. Free Style heavyweight Bill Kerslake, a three-time Olympian from Cleveland, and Greco-Roman grapplers Lee Allen, featherweight from Portland, Ore., J. Richard Wilson, flyweight from Toledo, Ohio, Dale Lewis, heavyweight from Milwaukee, Wis., were the only members of the squad with previous Olympic experience.

McCann, a 26-year-old bookkeeper who beat the Russians consistently in the US-USSR meets, compiled a 6-1 record in taking the bantamweight (125.5 pounds, 57 kg.) title. He decisioned Edvin Westerby, Sweden; pinned Paul Hanne, Switzerland; decisioned Eduardo Campbell, Panama; was outpointed by Tauno Jaskari of Finland; pinned Mikhail Shakhov of Russia; decisioned Tadeusz Trojanowski of Poland, and then decisioned Neidet Zoler, the Bulgarian runnerup (4-1).

Shelby Wilson, 23, of Oklahoma State, scored five straight decisions, defeating, in order: Parkash Gian, India; Martti Peltoniemi, Finland; Abe Kazez, Japan; Vladimir Senyavsky of Russia, the runnerup with 4-1, and Mostaf Tojik of Iran.

Welterweight Blubaugh, 25, a soldier, and the Pan American champion, was sensational. Five of his victories were on falls and one by default. He pinned Kurt Boese, of Canada and Karl Bruggman of Switzerland, won by default over injured Juan Rolan of Argentina, pinned Axe Carlson of Sweden, pinned Emam Al Habibi of Iran, decisioned runnerup Ismael Ogan (6-1) of Turkey, and pinned Muhammad Bashir of Pakistan.

Edward De Witt, 26, a soldier from Pittsburgh U., came within one decision of taking the middleweight title. He won a 4-0 one three decisions and one fall but was pinned in his final match by Turkey's Hasan Gungor who won the title. A point victory would have been enough for DeWitt since Gungor had been held to one draw.

Elliott G. Simons, 21, of Norfolk, Va., finished fifth in the flyweight class on a 3-2 decision. He was pinned by champion Ahmet Bilek of Turkey and decisioned by runner-up Masayuki Matsubara of Japan.

Louis Giani, 26, of Huntington, N. Y., was 2-1 when he was injured and forced to withdraw. He finished ninth in the featherweight division on a fall victory and decision.

Daniel Brand, 25, a 6-foot-5 engineer from Bellevue, Nebr., finished fifth in the light heavyweight division, on a 2-2 record. He scored two wins on falls, lost one on a fall and one by decision to Russia's Anatoliy Albul.

Kerslake, 30, a 6-foot-3, 290-pound research engineer, was eighth among the heavyweights with a 1-1-2 record. He was decisioned by Hungary's Janos Reznak, pinned Ken Richmond of Britain, drew with Ustul Djiber of Bulgaria, and was decisioned by Turkey's Hanit Kaplan, the defending champion.

The US free stylers had an over-all record of 30 victories, nine defeats and one draw.

* * *

In the Greco-Roman tournament, the Americans had a record of four victories, 15 losses and two draws. A tough draw hampered some of them.

For instance, lightweight Ben Northrup, 24, of San Francisco, was eliminated in just two matches. He was decisioned by Kyosti Lehtonen of Finland, and Avtandil Koridze, Northrup was 19th.

Welterweight Fritz Fivian, 30, of Corvallis, Ore., was decisioned in his first match by Germany's Gunter Marttschingg, who took second. Then he was pinned by Bulgaria's Cyrille Todorov. Fivian finished 20th.

Flyweight Dick Wilson, 26, Toledo, Ohio, was outpointed by Dumitru Pirvulescu of Romania in his first match. Wilson then drew with Russia's Ivan Kochergin, pinned Franz Burkard of Switzerland and was then pinned by Japan's fourth-placer, Takoshi Hirata. Wilson was ninth.

Bantamweight Larry Lauchle, 20, of Pittsburgh U., was thrown in succession by Japan's Masamitsu Ichiguchi and Turkey's Yasar Yilmaz, finishing 25th.

Featherweight Lee Allen, 25, of Portland, Ore., took ninth on 2-2. He threw Portugal's Jose Gregorio, decisioned Driss Rahal of Morocco, was outpointed by Said Ebrahimian of Iran and Vojtech Toth of Czechoslovakia.

Lt. Anthony Camilleri, 23, of the Lincoln (Nebr.) AFB, finished seventh, highest of the Americans in Greco-Roman, with a 1-1-1 record. He drew with Yacous Romanos of Lebanon, threw Helmuth Langle of Austria, and was thrown by silver medalist Lothar Metz of Germany.

Light heavyweight Howard George, 26, a marine from Watertown,N. Y., was 1-4th on two decision losses to Russia's Givi Kartozia and Herbert Albrecht of Germany.

Heavyweight Dale Lewis, 26, a 250-pounder from Milwaukee, Wis.,

Continued on page 220



Mandel



Hunt *Robertson*

OFFICIAL RESULTS — WRESTLING — U. S. SQUAD TRIALS

Iowa State University, Ames, Iowa

FREE STYLE COMPETITION

April 28-29-30, 1960

Flyweight (114.5 lbs.)—Won by J. Richard Wilson, Toledo, Ohio, 2—Andrew Fitch, Scarsdale, N. Y. (New York A.C.). 3—Michael E. Grandstaff, Norfolk, Va. (Virginia Tech.) 4—Terry Every, Richards-Gebaur AFB, Missouri (U.S. Air Force).

Bantamweight (125.5 lbs.)—Won by David C. Auble, Ithaca, N. Y. (New York A.C.). 2—Larry E. Lauchle, Muncy, Pa. (Pittsburgh). 3—Raymond Osborne, San Francisco, Calif. (W. F. Olympic Club). 4—William Riddle, Livonia, Mich. (Unattached).

Featherweight (136.5 lbs.)—Won by Linn L. Long, Boulder, Colo. (University of Colorado). 2—Louis D. Giani, Huntington, L. I., N. Y. (New York A.C.) 3—Richard D. Santoro, Bethesda, Pa. (Unattached). 4—Edward Jensen, Charles City, Iowa (Unattached).

Lightweight (147.5 lbs.)—won by Frank A. Battisti, Ithaca, N. Y. (New York A.C.) 2—Jon Shelby A. Wilson, Ponca City, Okla. (Unattached). 3—Veryl D. Long, Cleveland, Ohio (U.S. Army). 4—Ben Northrup, San Francisco, Calif. (S.F. Olympic Club).

Welterweight (160.5 lbs.)—won by Phil H. Kinyon, Stillwater, Okla. (Oklahoma State). 2—Douglas M. Blubaugh, West Point, N.Y. (U.S. Army). 3—Fritz Fivian, Corvallis, Oregon (Oregon State). 4—William Weick, Sands Springs, Okla. (Unattached).

Middleweight (174.5 lbs.)—won by Edward L. DeWitt, Washington, Pa. (U.S. Army). 2—Ronald E. Jacobson, Owatonna, Minn. (U.S. Marines) 3—R. Anthony Camilleri, Lincoln, Nebr. (U.S. Air Force). 4—Wenzal Hubel, U.S. Army.

Light Heavyweight (191 lbs.)—won by Daniel O. Brand, Bellevue, Nebr. (unattached). 2—Howard Rosenberg, San Francisco, Calif. (S.F. Olympic Club). 3—William P. Farrell, Valley Stream, N.Y. (New York A.C.) 4—Jack Stanton, Homer, N.Y. (unattached).

Heavyweight—(over 191 lbs.)—won by William R. Kerslake, Cleveland, Ohio (unattached). 2—Walter W. Gilbert, San Francisco, Calif. (S.F. Olympic Club). 3—Hallow Wilson, Kapaa, Hawaii (U.S. Navy). 4—Dale F. Lewis, Milwaukee, Wis. (University of Oklahoma).

GRECO-ROMAN COMPETITION

May 2-3

Flyweight (114.5 lbs.)—won by J. Richard Wilson, Toledo, Ohio (unattached). 2—Richard A. Delgado, Oklahoma City, Okla. (Oklahoma University). 3—Gilbert Sanchez, Cheyenne, Wyo. (Lamar Junior College). 4—Terry R. Finn, Richards-Gebaur AFB, Missouri (U.S. Air Force).

Bantamweight (125.5 lbs.)—won by Larry E. Lauchle, Muncy, Pa. (Pittsburgh). 2—Joseph S. Gomes, Oakland, Calif. (S.F. Olympic Club). 3—Arthur H. Rapoza, New York, N.Y. (New York A.C.). 4—Lynn Griffin, absents not given.

Featherweight (136.5 lbs.)—won by Lee D. Allen, Portland, Oregon (Multnomah A.C.). 2—Leslie Anderson, Belmond, Iowa (Iowa State University). 3—John Grabill, Warrensburg, Mo. (Southern Illinois U.). 4—Joseph Gratto, Canton, N. Y. (U.S. Marines).

Middleweight (174.5 lbs.)—won by Rudolph Plasencia, Detroit, Mich. (Ford Motor Co.). 2—R. Anthony Camilleri, Lincoln, Nebr. (U.S. Air Force) 3—James Ferguson, Oklahoma City, Okla. (S.F. Olympic Club). 4—Roy Conrad, Chicago, Ill. (Northern Illinois U.).

Light Heavyweight (191 lbs.)—won by Howard R. George, Watertown, N.Y. (U.S. Marines). 2—Daniel O. Brand, Bellevue, Nebr. (Unattached). 3—Von E. Henry, Oklahoma City, Okla. (Oklahoma U.) 4—Basil Tallett, Bristow, Okla. (Oklahoma State).

Heavyweight (over 191 lbs.)—won by Dale F. Lewis, Milwaukee, Wis. (Oklahoma U.). 2—Walter Gotti, San Francisco, Calif. (S.F. Olympic Club.) 3—Hallow Wilson, Kapaa, Hawaii (U.S. Navy). 4—Abe Cohen, Daly City, Calif. (unattached).

Lightweight (147.5 lbs.)—won by Ben A. Northrup, San Francisco, Calif. (S.F. Olympic Club). 2—Mike Rodriguez, Royal Oak, Mich. (Unattached). 3—Shelby A. Wilson, Ponca City, Okla. (unattached). 4—Richard Scorese, Kenilworth, N.J. (New York A.C.)

Welterweight (160.5 lbs.)—won by Jack E. Stubblefield, St. Louis, Mo. (Veterans YMCA). 2—Ronald Mehlin, Waterloo, Iowa (unattached). 3—Fritz Fivian, Corvallis, Oregon (Oregon State). 4—No information given.

WON AND LOST RECORD FOR UNITED STATES OLYMPIC WRESTLERS AT ROME

Free Style Entrant	W	D	L	Weight Class
Bill Kerslake	3	0	2	114.5
Terry McCann	5	0	1	114.5
Louis Giani	2	0	1	125.5
Shelby Wilson	5	0	0	136.5
Harry Bishoop	2	0	2	160.5
Edward DeWitt	4	0	1	174.5
Daniel Brand	2	0	2	191.0
William Kerslake	1	0	2	Hwt.
Totals	30	1	9	

Greco Roman Entrant	W	D	L	Weight Class
J. Richard Wilson	1	1	2	114.5
Larry Lauchle	0	0	2	125.5
Lee Allen	2	0	2	136.5
Ben Northrup	2	0	2	136.5
Fritz Fivian	0	0	2	147.5
Anthony Camilleri	0	1	2	160.5
Howard George	0	0	1	174.5
Dale Lewis	0	0	2	191.0
Totals	4	2	15	

OFFICIAL SUMMARIES — WRESTLING — 1960 OLYMPIC GAMES

FREE STYLE WRESTLING

Competition was held in the Basilica di Massenzio, Thursday, September 1 through Tuesday, September 6. Final classifications were made on the basis of the number of negative points totalled in the final round by the athletes who have been admitted to it. For subsequent placing, precedence is given to the athletes eliminated in the last round, preference being given to the minimum number of negative points totalled by competitors eliminated in the same round.

Athletes with 6 negative points are eliminated from the competition. Negative points are awarded as follows: 4 for a defeat prior to the time limit, by fall, 3 for defeat on points, 1 for a victory on points, and 2 for a draw. For a victory prior to time limit, no points.

In the final round, the results of possible matches which have already taken place between the finalists will be valid and will still in determining the final ranking.

FINAL RANKINGS
FLYWEIGHT CLASS — 114.5 LBS.

Place	Name	Representing	Bouts W	Bouts L
1	Ahmet Kamil	TURKEY	3	1
2	Masayuki Matsubara	Japan	6	1
3	S. M. Safepour	Iran	5	2
4	Paul Neff	Germany	3	2
5	Ali Aliev	Russia	4	2
6	ELIOT SIMONS	UNITED STATES	3	2
7	Defeated Matsubara in first round.			

First Round — Thursday, September 1

Leslaw Krap, Poland, threw Jorge Rosado, Mexico. Ali Aliev, Russia, threw Ma M. Sokar, Afghanistan. ELIOT SIMONS, UNITED STATES, threw Bengt Fransfors, Sweden. Ahmet Bilek, Turkey, decisioned Masayuki Matsubara, Japan. Din Nawab, Pakistan, threw Seon O'Connor, Ireland. Paul Neff, Germany, decisioned Carlo Vitana, Italy. Andrew Zoete, France, threw Vaino Rantala, Finland. Isidoro Isabel Safepour, Iran, threw Dieter Groening, Austria.

Second Round — Friday, September 2

Aliev threw Fransfors. Bilek threw SIMONS. Matsubara threw O'Connor. Nawab threw Nicola Dimitrov, Bulgaria. Neff threw Groening. Safepour threw Rantala. Zoete threw Krap. Rosado threw Khuksor.

Eliminated: O'Connor, Fransfors, Khuksor, Rantala, Groning.

Third Round — Saturday, September 3

SIMONS threw Rosado. Aliev decisioned Bilek. Matsubara threw Nawab. Dimitrov threw Vitrano. Safepour threw Krap. Neff threw Zoete. Eliminated: Vitrano, Krap, Rosado.

Fourth Round — Monday, September 5

SIMONS decisioned Aliev. Bilek threw Nawab. Matsubara threw Dimitrov. Safepour threw Zoete.

Eliminated: Dimitrov, Nawab, Zoete.

Fifth Round — Tuesday, September 6

Safepour threw Aliev. Matsubara decisioned SIMONS. Bilek threw Neff.

Eliminated: SIMONS, Aliev.

Final Round
Tuesday (night), September 6

Bilek decisioned Safepour. Matsubara threw Neff. Matsubara decisioned Safepour.

FINAL RANKINGS
BANTAMWEIGHT CLASS — 125.5 LBS.

Place	Name	Representing	Bouts W	Bouts L
1	Terry McCANN	UNITED STATES	5	1
2	Neidet Zoler	Bulgaria	4	1
3	Tauno Jaskari	Finland	4	2
4	Tadeusz Asai	Japan	3	1
5	Tauno Jaskari	Finland (1 draw)	3	2
6	Mikhail Shakhov	Russia (1 draw)	3	3

First Round — Thursday, September 1

Dermot Dunne, Ireland, threw Vittorio Mancini, San Marino. Luigi Chinazzo, Italy, decisioned Lee Kwang Kenn, Korea. Mostafa Yaghoubi, Iran, threw with Huseyin Akbas, Turkey. Ryszard Bilski, Russia, gave with Nobuo Jaskari, Finland. Din Siraj, Pakistan, threw Stanislaw Zajac, Poland. Neidet Zoler, Bulgaria, threw Geoffrey Jameson, Australia. Tadeusz Trojanowski, Poland, threw Paul Mannini, Switzerland. TERRY McCANN, UNITED STATES, decisioned Edvin Westerby, Sweden. Fred Kammerer, Germany, decisioned Eduardo Campbell, Panama.

Second Round — Friday, September 2

Shakhov decisioned Akbas. In Kwang threw Dunne. Yaghoubi threw Mancini. Todoski Asai, Japan, threw Chinazzo. Kammerer decisioned Westerby. Campbell threw Pillay. McCANN threw Hanni. Jaskari decisioned Siraj. Trojanowski threw Jameson.

Third Round — Saturday, September 3

Yaghoubi decisioned In Kwang. Chinazzo threw Dunne. Zoler threw Asai. Trojanowski decisioned Kammerer. McCANN decisioned Campbell. Shakhov decisioned Siraj. Jaskari threw Akbas.

Eliminated: In Kwang, Akbas, Campbell, Dunne, Siraj.

Fourth Round — Monday, September 5

Asai decisioned Yaghoubi. Zoler decisioned Chinazzo. Jaskari decisioned McCANN. Shakhov threw Kammerer.

Eliminated: Chinazzo, Yaghoubi, Kammerer.

Fifth Round — Tuesday, September 6

Asai decisioned Jaskari. McCANN threw Shakhov. Zoler decisioned Trojanowski.

Eliminated: Asai, Jaskari, Shakhov.

Final Round — Tuesday Night

McCANN decisioned Trojanowski. McCANN decisioned Zoler.

FINAL RANKING
FEATHERWEIGHT CLASS — 136.5 LBS.

Place	Name	Representing	Bouts W	Bouts L
1	Mostafa Dagistanli	Turkey	6	0*
2	Stanislaw Zajac	Poland	5	2
3	Vladimir Rubashkill	Russia	4	2
4	Tamiil Sats	Japan	3	2
5	Josef Mewis	Belgium	3	2
6	Muhammad Akhter	Pakistan	3	3

* Includes one draw.

First Round — Thursday, September 1

Josef Mewis, Belgium, threw Ajit Singh Shian, India. Hans Marte, Austria, decisioned Samuel Peltier, Australia. Vladimir Rubashkill, Russia, threw Ayohodi Khadem, Iran. Jozsef Kollar-Nagy, Hungary, threw Emil Wojtecki, Switzerland. Mostafa Dagistanli, Turkey, decisioned Erkki Penttila, Finland. Stanislaw Ivanov, Bulgaria, threw Christian Leuchtig, Germany. Abraham Goldenhuys, South Africa, threw Albert Aspen, Great Britain. Tsai Yi Sa-Ya, Taipei, decisioned Jon Zurawski, Canada. Muhammad Akhter, Pakistan, threw Mohammad Ghanshton, Kassim Ahmad, Syria, decisioned with Roberto Vallejo, Mexico. Tamiil Satsnides, Greece, threw Chang Chung Kuang, Korea. LOUIS GIANNA, UNITED STATES, threw Ali Gelsomini, Italy.

Continued on page 221

WRESTLING SUMMARIES

Continued from page 175

Second Round — Friday, September 2
Dogistanli threw Murte. Mewis decisioned George Sallery, France. Chung Ha Yong decisioned Gelsenicki. Khaden decisioned Gil-ANI. Rubashvili threw Meinrad. Portilla decisioned Kellerman. Aspan drew with Luschnig. Ahmad-Sayid decisioned Ioannides. Vallejo decisioned Kadri. Sato decisioned Akhtar. Zurowski decisioned Geldenhuys.
Eliminated: Meinrad, Gelsenicki, Aspan, Kadari, Luschnig.

Third Round — Saturday, September 3
Rubashvili threw Portilla. Dogistanli threw Kellerman. Mewis threw Murte. Khaden threw Chung Ha Yong. Ivanov decisioned Sallery. Akhatar decisioned Zurowski. Sato threw Ahlnaz GIANI decisioned Ahmad Sayid.
Eliminated: Portilla, Vallejo, Sallery, Murte, Kellerman, Kang, Ahmad Sayid.

Fourth Round — Sunday, September 4
(GIANI injured, forced to withdraw from Competition). Akhtar decisioned Rubashvili. Dogistanli decisioned Mewis. Ivanov decisioned Geldenhuys. Sato threw Khaden.
Eliminated: Geldenhuys, Khaden.

Fifth Round — Monday, September 5
Dogistanli threw Akhtar. Ivanov threw Mewis. Rubashvili decisioned Sato.
Eliminated: Akhtar and Mewis.

Sixth Round — Tuesday, September 6
Ivanov decisioned Rubashvili. Dogistanli drew with Sato.
Eliminated: Sato, Rubashvili.

Final Round — Tuesday Night
Dogistanli decisioned Ivanov.

Place	Name	Representing	Bouts W	L
1	SHELBY WILSON	UNITED STATES	7	0
2	Vladimir Sinyavsky	Russia	6	1
3	Ismet Atli	Turkey	5	2
4	Won Bong Chang	Korea	4	3
5	Mostaf Tekhti	Iran	4	3
6	Gerlando Nizzola	Italy	3	4

* Also includes one draw.

First Round — Thursday, September 1
Raymond Lougheed, Canada, decisioned Roger Bielle, France. Wan Bong Chang, Korea, decisioned Rafael Oran, Venezuela. Anthony Rice, South Africa, decisioned Alexander Ivanov, Mexico. Amin Nazem, Liberia, decisioned Kenneth Stephenson, Great Britain. Ahmad Ali Iran, threw Muhammad Din, Pakistan. Gerlando Nizzola, Italy, threw Amir Jon Khaden, Afghanistan. Abe Kozma, Argentina, decisioned Gyula Toth, Hungary. Vladimir Sinyavsky, Russia, decisioned Jan Kuczynski, Poland. Enio Dimov, Bulgaria, decisioned Bergmann Horst, Germany. Mostafa Tekhti, Iran, threw Nick Stamulis, Australia. Martti Peltoniemi, Finland, decisioned Jose Torres, Mexico. SHELBY WILSON, UNITED STATES, decisioned Purkash Gian, India.

Second Round — Friday, September 2
Bielle threw Nazem, Lougheed decisioned Stephenson. Bong Chang decisioned Rice, Tavor threw Duron, Nizzola decisioned Horst. Ivanov threw Khalander. Tekhti decisioned Sahin. Din decisioned Stamulis. WILSON decisioned Peltoniemi. Kozma threw Kuczynski. Sinyavsky threw Toth. Gian decisioned Yunes. Eliminated: Duron, Horst, Khalander, Yunes, Stamulis, Stephenson, Toth.

Third Round — Saturday, September 3
Sinyavsky threw Dimov. WILSON decisioned Kozma. Peltoniemi decisioned Gian. Sahin drew with Nizzola. Din decisioned Bielle. Tajiki threw Nazem. Rice decisioned Lougheed. Bong Chang decisioned Tavor.
Eliminated: Bielle, Din, Nazem, Gian, Tavor.

Fourth Round — Sunday, September 4
Nizzola threw Kozma. Dimov decisioned Sahin. Bong Chang decisioned Lougheed. Tajiki threw Rice. WILSON decisioned Sinyavsky.
Eliminated: Rice, Sahin, Lougheed, Kozma.

Fifth Round — Monday, September 5
Bong Chang decisioned Peltoniemi. Sinyavsky threw Nizzola. Dimov threw Tajiki.
Eliminated: Peltoniemi, Nizzola.
Final Round — Tuesday, September 6
WILSON decisioned Tajiki. Dimov decisioned Bong Chang.

FINAL RANKINGS
WELTERWEIGHT CLASS — 160.5 LBS.

Place	Name	Representing	Bouts W	L
1	DOUGLAS BUBAUGH	UNITED STATES	7	0
2	Enio Dimov	Bulgaria	6	1
3	Mohammad Bashir	Pakistan	5	2
4	Ensan G. Habibi	Iran	4	3
5	Gustava De Vezzini	Italy	3	4
6	Tatsuka Kaneko	Japan	2	5
7	Ahmad Ali	Iran	1	6
8	Kang Ha Yong	Korea	0	7

* Also includes a draw.

First Round — Thursday, September 1
Frederick Thomas, New Zealand, threw Abdul Mansour Sonji, Iran. Hasan Gungor, Turkey, threw Julio Graffiano, Argentina. Geza Kertai, Hungary, drew with Pradan Gordjev, Bulgaria. Takashi Nagai, Japan, threw Ronald V. Hunt, Australia. Singh Madho, India, threw Alan Butt, Great Britain. Hans Antonsson, Sweden, threw Ville Punkari, Finland. George Gritz, Germany, threw Hanri Mattier, Switzerland. Georgiy Skhirladze, Russia, threw Mohamad Asif Khokar, Afghanistan. EDWARD DE WITT, UNITED STATES, decisioned Germano Carraffini, Italy.

Second Round — Friday, September 2
Thomas decisioned Graffiano. Gungor decisioned Gordjev. Hallasi threw Hunt. Nagai decisioned Muhammad Fiaz, Pakistan. Madho threw Carraffini. DE WITT threw Mattier. Pankaria threw Butts. Savad decisioned Antonsson. Skhirladze threw Utz.
Eliminated: Butts, Carraffini, Graffiano, Hunt, Mattier.

Third Round — Saturday, September 3
Gungor drew with Savad. Hallasi decisioned Nagai. Gordjev threw Thomas. Fiaz decisioned Kertai. Antonsson decisioned Madho. Utz decisioned Punkari. DE WITT decisioned Skhirladze.
Eliminated: Khokan, Punkari, Savad.

Fourth Round — Sunday, September 5
Antonsson threw Thomas. Gungor decisioned Hallasi. Gordjev decisioned Nagai. DE WITT decisioned Utz. Skhirladze decisioned Madho.
Eliminated: Gordjev, Hallasi, Madho, Nagai, Thomas, Utz.

Final Round
Monday (night), September 5
Antonsson drew with Skhirladze. Gungor threw DE WITT.

FINAL RANKINGS
LIGHT HEAVYWEIGHT CLASS — 191 LBS.

Place	Name	Representing	Bouts W	L
1	Ismet Atli	Turkey	6	0
2	Gholam R. Takhti	Iran	5	1
3	Viking Palm	Sweden	4	2*
4	Ahmet Kireccili	Turkey	3	3*
5	DANIEL BRAND	UNITED STATES	2	4
6	Hennanes Van Zyl	South Africa	1	5

* Also includes one draw.

First Round — Thursday, September 1
George Gavris, Hungary, decisioned Robert Steckle, Canada. Ismet Atli, Turkey, decisioned Valko Kostov, Bulgaria. Anatoliy Albul, Russia, decisioned Eugen Hollsher, Switzerland. Hermanus Van Zyl, South Africa, threw Gerald Martine, Ireland. Gholam R. Takhti, threw Gholam M. Gungo Afghanistan. DANIEL BRAND, UNITED STATES, threw Mauricio Daniel, France. Singh Sajjan, India, decisioned Athanio Mavrucci, Italy. Tomas Aase, Japan, decisioned Patrick Parsons, Australia. Viking Palm, Sweden, decisioned Dieter Ruschbach, Germany.

Second Round — Friday, September 2
Sava Cesar Ferreira, Venezuela, drew with Hollsher. Mavrucci threw Gungo. Palm threw Gavris. Singh threw Ruschbach. Atli decisioned Steckle. Albul decisioned Kostov. Takhti threw Thomas. Aase threw BRAND. Van Zyl decisioned Jaquet.
Eliminated: Jacquet, Gungo, Kostov, Martine, Ruschbach, Parsons, Steckle.

Third Round — Saturday, September 3
BRAND threw Van Zyl. Albul threw Ferreira. Takhti threw Aase. Palm decisioned Mavrucci. Gavris threw Sajjan. Atli decisioned Hollsher.
Eliminated: Ferreira, Hollsher, Mavrucci.

Fourth Round — Monday, September 5
Van Zyl threw Aase. Palm decisioned Sajjan. Takhti threw Gavris. Atli decisioned Albul.
Eliminated: Aase, Gavris, Sajjan.

Fifth Round — Tuesday, September 6
Takhti threw Atli. Atli decisioned Palm. Albul decisioned BRAND.
Eliminated: Van Zyl, Albul, Brand.

Final Round — Tuesday Night
Albul drew with Palm. Atli decisioned Takhti.

FINAL RANKINGS
HEAVYWEIGHT CLASS — OVER 191 LBS.

Place	Name	Representing	Bouts W	L
1	Wilfried Dietrich	Germany	6	0*
2	Hanit Kaplan	Turkey	5	1*
3	Saroka Dzasrasov	Russia	4	2
4	Pietro Marocelli	Italy	2	3
5	Dimitri Pirvulescu	Bulgaria	2	4***
6	James Bateau	Hungary	2	0**

* Also includes one draw.
** Also includes 2 draws.
*** Also includes 3 draws.

First Round — Thursday, September 1
Toghrul Shauvarzi, Iran, threw Max Ordman, South Africa. Sorkez Dzasrasov, Russia, threw Kaoru Ishiguro, Japan. Bertil Antonsson, Sweden, threw Max Widmer, Switzerland. Kenneth Richmond, Great Britain, threw Nizamuddin Suyhani, Afghanistan. Wilfried Dietrich, Germany, threw Raymond Mitchell, Australia. Hanit Kaplan, Turkey, threw Lucjan Sosnowski, Poland. Janos Bereuk, Hungary, decisioned WILLIAM KERSLAKE, UNITED STATES. Liutvi Dijiyer, Bulgaria, threw Muhammad Nazir, Pakistan.

Second Round — Friday, September 2
Dietrich threw Mitchell. Kaplan threw Ordmon. Dzasrasov threw Shauvarzi. Pietro Marocelli, Italy, threw Ishiguro. Dijiyer drew with Kaplan. Nazir decisioned Subhani. KERSLAKE threw Antonsson. Sosnowski drew with Reznak.
Eliminated: Ishiguro, Mitchell, Ordmon, Subhani, Widmer.

Third Round — Saturday, September 3
KERSLAKE drew with Dietrich. Reznak threw Shauvarzi. Dzasrasov threw Antonsson. Marocelli threw Sosnowski. Kaplan threw Nazir. Reznak decisioned Richmond.
Eliminated: Nazir, Richmond, Shauvarzi, Sosnowski.

Fourth Round — Sunday, September 4
Reznak drew with Dijiber. Dietrich decisioned Antonsson. Dzasrasov threw Marocelli. Kaplan decisioned Kerslake.
Eliminated: Antonsson, Reznak, KERSLAKE, Dijber.

Fifth Round — Tuesday, September 5
Dietrich threw Marocelli. Dzasrasov decisioned Kaplan.
Eliminated: Marocelli.

Final Round — Tuesday Night
Dietrich threw Dzasrasov. Dietrich drew with Kaplan.

GRECO ROMAN WRESTLING

Competition held in the Basilica di Massenzio, Friday, August 31 and Saturday, September 1, August 31. Final classification is made on the basis of the number of victories obtained. Installed in the final round by the athletes who have been admitted to it. For subsequent ranking, procedure is made to the athletes eliminated in the last round, preference being given to the advanced number of weight-in points totalled by competitors eliminated in the same round.

Athletes with 6 negative points are eliminated from the tournament. Negative points are awarded as follows: 4 for a defeat prior to the time limit (5 min. full), 3 for defeat on points, 2 for a draw, and 1 for a victory on points, for a victory prior to time limit (by fall) no points.

In the final round, the results of possible matches which have already taken place between the finalists will be valid and will aid in determining the final ranking.

The main difference between Greco-Roman and Free Style wrestling is that leg holds are permitted in free style and forbidden in Greco-Roman.

FINAL RANKINGS
FLYWEIGHT CLASS — 114.5 LBS.

Place	Name	Representing	Bouts W	L
1	Dumitru Pirvulescu	Rumania	3	0*
2	Osman Saved	Un. Arab Rep.	2	1
3	Mohammad Pazirave	Iran	1	2
4	Tokushi	Japan	0	3
5	Ignazio Fabra	Italy	0	3
	Tied with			
5	Ivan Kachergin	Russia	2	1**

* Also includes 1 draw.
** Also includes 2 draws.

First Round — Friday, August 26
Ivan Kachergin, Russia, threw Kazim Gedik, Turkey. Dumitru Pirvulescu, Romania, decisioned J. RICHARD WILSON, UNITED STATES. Franz Barkord, Switzerland, threw Warner Hartmann, Austria. Borivoj Vukov, Jugoslavia, drew with Bengt Fransters, Sweden. Takashi Ishiguro, Japan, threw Georgui Mascov, Bulgaria. Ignazio Fabra, Italy, decisioned Fritz Stange, Germany. Heikki Hakola, Finland, drew with Stefan Hajduk, Poland. Mohammad Pazirave, Iran, decisioned Maurice Mevis, Belgium. Osaman Sayed, Arab Republic, decisioned Jorgen Jansen, Denmark.

Second Round — Saturday, August 27
Kachergin drew with WILSON. Pirvulescu threw Gedik. Fransters threw Hartmann. Vukov threw Barkord. Mevis threw Hakola. Fabra decisioned Ishiguro. Pazirave decisioned Stange. Sayed decisioned Pazirave. Hajduk decisioned Jansen.
Eliminated: Gedik, Hartmann, Stange, Hakola, Jansen.

Third Round — Monday, August 29
WILSON threw Barkord. Kachergin drew with Pirvulescu. Fransters decisioned Mevis. Vukov decisioned Mascov. Hiratu decisioned Pazirave. Sayed decisioned Hajduk.
Eliminated: Barkord, Mascov, Mevis, Hajduk.

Fourth Round — Tuesday, August 30
Hiratu threw WILSON. Pirvulescu decisioned Vukov. Kachergin decisioned Sayed. Fransters drew with Fabra.
Eliminated: WILSON, Fransters, Vukov.

Final Round — Wednesday, August 31
Pirvulescu decisioned Fabra. Sayed decisioned Hiratu. Kachergin decisioned Kachergin.
Eliminated: Fabra.

FINAL RANKINGS
BANTAMWEIGHT CLASS — 125.5 LBS.

Place	Name	Representing	Bouts W	L
1	Oleg Karavaev	Russia	4	0
2	Ion Cernea	Rumania	4	1*
3	Ivan Bachiashvili	Bulgaria	3	2
4	Jiri Svec	Czechoslovakia	3	0**
	Tied with			
4	Edvin Westerby	Sweden	3	0**
	Tied with			
4	Yavor Yanez	Turkey	3	1*

* Includes 1 draw.
** Includes 2 draws.

First Round — Friday, August 26
Ion Cernea, Rumania, decisioned Ivan Bachiashvili, Morocco. Imre Hodos, Hungary, threw Alfien, Netherlands. Oleg Karavaev, Russia, decisioned with Reino Tuominen, Finland. Masamitsu Ishiguchi, Japan, threw LAUCHLE, UNITED STATES. Gilberto Gramellini, Italy, decisioned Bernard Knitter, Poland. Yavor Yanez, Turkey, decisioned Ronald Gardner, United Arab Republic. Gilbert Dubrier, France, decisioned Tauer Emil, Germany. Jiri Svec, Czechoslovakia, threw Jan Tveiten, Norway. Stipan Dara, Jugoslavia, decisioned Ivan Vasilev, Bulgaria. Jiri Svec, Czechoslovakia, decisioned Said Bashahmet, Iran. Ivan Bachiashvili, Bulgaria, decisioned Miche Theodoropoulos, Greece. Edvin Westerby, Sweden, decisioned Orlando Gonzales, Portugal. Dinko Stoikov, Bulgaria, threw Kazimierz Maciach, Germany.

Second Round — Saturday, August 27
Gramellini threw Debrunner. Knitter threw Tuominen. Alfien threw Karavaev. Cernea drew with Hodos. Emil decisioned Tveiten. Karavaev threw Yanez. Ishiguchi threw Dara. Bachiashvili. Ithmez threw LAUCHLE. Ishiguchi decisioned Aly. Michel Maciach, Liberia, decisioned Dubrier. Vesterby decisioned Brunner. Stoikov decisioned Gonzales. Svec threw Theodoropoulos.
Eliminated: Benakoun, Debrunner, Tuominen, LAUCHLE, Aly, Tveiten, Verhoeven, Bashahmet, Theodoropoulos, Gonzales, Pastor Cornemi, Theodoropoulos, Gonzales, Pastor Cornelio, Spain (by default), and Schlechter (by default).

Third Round — Monday, August 29
Hodos drew with Gramellini. Cernea decisioned Alfien. Naoussi decisioned Ewald. Knitter drew with Ishiguchi. Yimaz decisioned Dubrier. Stoikov decisioned Vesterby. Svec decisioned Brunner. Karavaev decisioned Dara. Emmanuel Alfien, Dubier, Ewald, Brunner.

Fourth Round — Tuesday, August 30
Knitter won on default by Hodos (medical order). Cernea decisioned Gramellini. Vesterby threw Dara. Karavaev decisioned Naoussi. Ishigachi decisioned Yimaz. Svec drew with Stoikov.
Eliminated: Hodos, Gramellini, Dara, Naoussi.

Fifth Round — Wednesday, August 31
Karavaev threw Ishiguchi. Cernea decisioned Knitter. Yimaz drew with Stoikov. Svec drew with Vesterby.
Eliminated: Knitter, Ishiguchi, Yimaz, Stoikov, Svec, Vesterby.

Final Round — Wednesday Night
Karavaev decisioned Cernea.

FINAL RANKINGS
FEATHERWEIGHT CLASS — 136.5 LBS.

Place	Name	Representing	Bouts W	L
1	Muzakir Sila	Turkey	5	1
2	Ivo Zrnik	Yugoslavia	5	1
3	Konstantin Vyrupaev	Russia	5	1
4	Umberto Tiberi	Italy	4	2
5	Mihai Schultz	Rumania	4	3
6	Ali Ahmed Aly	Egypt	0	6

* Also includes 1 draw.

First Round — Friday, August 26
LEE ALLEN, UNITED STATES, threw Jose Gregorio, Portugal. Said Bashahmian, Iran, decisioned Rauno Makinen. Elie Naoson, Liberia, decisioned Joseph Schmid, Switzerland. Vojtech Toth, Czechoslovakia, decisioned Jean Schlieger, Luxemburg. Muzakir Sila, Turkey, threw Dan George Cacos, Australia. Mustafa Mansour, United Arab Republic, decisioned Spas Kakov, Bulgaria. Leif Preij, Sweden, decisioned Masatoshi Yoshihiro, Japan. Muzhir Sille, Turkey, decisioned Gottlieb Neumayer, Germany. Rudolf Pedersen, Denmark, decisioned Kazimierz Maciach, Poland. Umberto Trippa, Italy, decisioned Roger Mannhard, France. Hans Antic, Austria, drew with Konstantin Vyrupaev, Russia. Imre Pavlyak, Hungary, threw Vojislav Ognjanovic, Yugoslavia.

Second Round — Saturday, August 27
Bashahmian threw Gregorio. Makinen decisioned Driss Rahal, Morocco. Makinen decisioned Schmid. Kakov decisioned Freij. Maciach threw Trippa. Cacos threw Schlieger. Naoson drew with Toth. Neymayer threw Yoshihiro. Trippa decisioned Mustafa. Sille decisioned Maciach. Mannhard threw Pedersen. Vyrupaev threw Galeski.
Eliminated: Gregorio, Schmid, Cacos, Yoshihiro, Maciach, Galeski.

Third Round — Monday, August 29
Ebrahimian decisioned ALLEN. Pavlyak threw Rahal. Trippa threw Pedersen. Sille threw Neymayer. Sille threw Freij. Schultz decisioned Kakov. Vyrupaev threw Mannhard. Marte decisioned Mannhard.
Eliminated: Makinen, Naoson, Neumayer, Freij, Pedersen, Mannhard, Marte.

Fourth Round — Tuesday, August 30
Bashahmian decisioned Schultz. Toth decisioned ALLEN. Pavlyak decisioned Vyrupaev. Trippa decisioned Kakov. Sille threw Mannhard. Ebrahimian decisioned ALLEN. Mansour, Kakov.

Fifth Round — Wednesday, August 31
Pavlyak decisioned Toth. Vyrupaev threw Ebrahimian. Schultz decisioned Sille.

Final Round — Wednesday Night
Pavlyak decisioned Schultz. Vyrupaev decisioned Trippa. Sille decisioned Pavlyak.

FINAL RANKINGS
LIGHTWEIGHT CLASS — 187.5 LBS.

Place	Name	Representing	Bouts W	L
1	Anatoli Karidida	Russia	5	1
2	Andrzej Martinetz	Poland	5	1
3	Gustav Freij	Sweden	5	1
4	Karel Matousek	Czechoslovakia	4	2
5	Dimitru Stoyanov	Bulgaria	3	3
6	Undetermined		2	4

* Also includes 1 draw.

Continued on page 178

WRESTLING SUMMARIES

Continued from page 177

First Round — Friday, August 26

Roger Skarvan, Norway, decisioned Nick Stamulis, Australia, Branko Martinovic, Jugoslavia, decisioned Dumitru Gheorge, Romania; Anastase Mejasidis, Greece, decisioned Jacques Portus, France, Avtandil Kordze, Russia, decisioned Mario De Silva, Italy, Kyosti Lehtonen, Finland, decisioned BEN NORTHRUP, UNITED STATES. Mitsumoru Kitamura, Japan, threw Mahamad Benmansaur, Morocco. No other first round summaries available.

Second Round — Saturday, August 27

Koridze decisioned NORTHRUP, Karel Matousek, Czechoslovakia, decisioned DeSilva, Dimitru Stoyanov, Bulgaria, drew with Ernest Gondzik, Poland. Erik Thomsen, Denmark, threw Edmund Segar, Germany. Ibrahim Awariki, Liberia, decisioned Benmansaur. Lehtonen decisioned Kitamura, Fies, Holland, decisioned Stamulis. Gheorge threw Skavan. Portau decisioned Hernandez Delgado, Spain. Martinovic decisioned Gustav Freij, Sweden.

Eliminated: DeSilva, NORTHRUP, Benmansaur, Segar, Stamulis, Delgado.

Third Round — Monday, August 29

Koridze drew with Lehtonen. Matousek decisioned Mejasidis, Gondzik drew with Adil Gungor, Turkey. Stoyanov decisioned Thansen. Kitamura dre wwith Awariki, Gheorge drew with Freij, Martinovic threw Fies. Bartolomeus Bratzner, Austria, drew with Skavan.

Eliminated: Thomsen, Awariki, Skavan, Fies.

Fourth Round — Tuesday, August 30

Matousek decisioned Portau. Koridze threw Mejasidis. Kitamura drew with Gondzik, Martinovic decisioned Bratzner. Gungor drew with Gheorge. Stoyanov decisioned Lehtonen.

Eliminated: Bratzner, Gondzik, Gheorge, Gungor, Kitamura, Lehtonen, Mejasidis, Portau.

Fifth Round — Wednesday, August 31

Freij decisioned Matousek. Kordze was over Stoyanov when latter was disqualified.

Final Round — Wednesday Night

Kordze decisioned Martinovic.

WRESTLING RANKINGS
WELTERWEIGHT CLASS — 160.5 LBS.

Place	Name	Representing	Bouts W	L
1	Mithat Bayrak	Turkey	4	0*
2	Gustav Martinshiga	Germany	3	1*
3	Rene Schlemmer	France	2	1*
4	Steven Horvat	Jugoslavia	3	2*
5	Grigoriy Gamarnik ..	Russia	4	1*
6	Kyosti Lehtonen	Finland	2	2

* Also includes 1 draw.

First Round — Friday, August 26

Gustav Martinshiging, Germany, decisioned FRITZ FIVIAN, UNITED STATES. Yoshihiko Takeda, Japan, decisioned Karel Oaman, Belgium. Valerio Balarasa, Romania, drew with Cyrille Todarov, Bulgaria. Bertil Nystman, Sweden, threw Mehdat, Holland. Franz Berger, Austria, decisioned Juan Rolon, Argentina. Franco Benedetti, Italy, decisioned Robert Stanley, Australia. Rene Schiermeyer, France, threw Edward Zulawski, Poland. Aly, United Arab Republic, decisioned Sam Azoulay, Morocco. Mithat Bayrak, Turkey, decisioned Steven Horvat, Jugoslavia. Grigoriy Gamarnik, Russia, decisioned Bjarne Andersh, Denmark. Harold Berlie, Norway, decisioned Casanauva Cueto, Spain. No further summaries available for first round.

Second Round — Saturday, August 27

Gamarnik decisioned Berlie, Martinshiging threw Michum Ido, Liberia. Takeda decisioned Hansjorg Hirschbuhl, Switzerland. Arnboll drew with Takeda. Benedetti drew with Schiermeyer. Todorov decisioned FIVIAN, Antal Rismajer, Hungary, decisioned Cuetos. Balarasa decisioned Oaman. Stanley decisioned Bernard Philippe, Luxemberg. Aly drew with Nystman. Horvat threw Rolon, Bayrak threw Berger.

Eliminated: Cuetos, FIVIAN, Ido, Oaman, Philippe, Zulawnik, Rolon, Rosbak (default), Todorov.

Third Round — Monday, August 29

Lookso decisioned Benedetti. Hirschbuhl threw Stanley. Riemayer decisioned Berlie. Schiermeyer threw Azoulay. Todarov decisioned Marischnigg. Bayrak decisioned Nystrom.

Eliminated: Berlie, Benedetti, Takeda, Balarasa, Azoulay, Stanley, Aly, Nystrom.

Fourth Round — Tuesday, August 30

Marischnigg decisioned Arnboll. Schiermeyer threw Hirschbuhl. Gamarnik threw Todarov. Korvat decisioned Riemajer. Lookso won over Nystrom mdefault, injury).

Eliminated: Arnboll, Hirschbuhl, Nystrom, Todarov.

Fifth Round — Wednesday, August 31

Horvat decisioned Gamarnik. Bayrak decisioned Riemayer. Marischnigg threw Lookso.

Eliminated: Lookso, Riemajer.

Sixth Round — Wednesday Afternoon

Bayrak drew with Gamarnik. Horvat decisioned Schiermeyer.

Eliminated: Gamarnik, Horvat.

Final Round — Wednesday Night

Bayrak threw Marischnigg. Marischnigg decisioned Schiermeyer. Bayrak decisioned Schiermeyer.

FINAL RANKINGS
MIDDLEWEIGHT CLASS — 174.5 LBS.

Place	Name	Representing	Bouts W	L
1	Dimitru Dobrev	Bulgaria	5	0
2	Lothar Metz	Germany	3	0**
3	Ion Tarone	Romania	3	1**
4	Ahmet Ayvaz	Turkey	2	2*
5	Bolesław Dubicki ..	Poland	2	2***
6	Nikolay Chuchalov ..	Russia	2	2

* Also includes 1 draw.

** Also includes 2 draws.

*** Also includes 3 draws.

Ronald Hunt, Australia, drew with Hanmaui Boudrouf, Morocco. Odvar Sorlie, Norway, drew with Bolesław Dubicki, Poland. Ion Tarone, Romania, threw Nabavy Asani, Japan. Jiri Karmanik, Czechoslovakia, drew with Lothar Metz, Germany. ANTHONY CAMILLERI, UNITED STATES, drew with Yaseus Rasanow, Lebanon. All other first round summaries not available.

Second Round — Saturday, August 27

Pentti Punkari, Finland, decisioned Andre Lamy, France. Dubicki threw Hoddaoui, Berlie threw Hunt. Metz decisioned Marziano Magnani, Italy. Karmanik decisioned Khaddad Hazrati, Iran. Kazim Ayvaz, Turkey, threw Raymond Schumeier, Luxemberg. CAMILLERI threw Helmuth Langle, Austria. Albert Michiels, Belgium, decisioned Asani. Ingolf Jacobsson, Sweden, threw Luis Caldas, Portugal. Dimitro Dobrev, Bulgaria, decisioned Nikolay Chuchalov, Russia. Ronnanao decisioned Charles Berlie.

Eliminated: Gurics, Hungary (default), Hunt, Hoddaoui, Lamy, Magnani, Schummer, Berlie, Hazrad, Caldas, Asani, Langle.

Third Round — Monday, August 29

Dubicki decisioned Punkari. Tarone threw Ayvaz. Ayvaz decisioned Hazrati. Chuchalov decisioned Michiels. Dobrev decisioned Ivaniosan.

Eliminated: Berlie, Punkari, Hazrati, Michiels, Israelsson.

Fourth Round — Tuesday, August 30

Ayvaz threw Karmanik. Tarone drew with Dubicki. Chuchalov threw Ronanao. Metz threw CAMILLERI.

Eliminated: CAMILLERI, Karmanik, Ronanao.

Fifth Round — Wednesday, August 31

Metz decisioned Chuchalov. Dobrev decisioned Tarone. Dubicki drew with Ayvaz.

Eliminated: Dubicki, Chuchalov.

Final Round — Wednesday Night

Dobrev decisioned Ayvaz. Tarenup decisioned Ayvaz. Tarenu drew with Metz.

FINAL RANKINGS
LIGHT HEAVYWEIGHT CLASS — 191 LBS.

Place	Name	Representing	Bouts W	L
1	Tevfik Kis	Turkey	5	0
2	Ivan Bogdan	Bulgaria	4	1
3	Givi Kartozia	Czechoslovakia	3	2*
4	Peter Fiti	Hungary	2	2
5	Antero Vanhanen	Finland	2	2
6	Gheorghe Popovici ..	Romania	0	2

First Round — Friday, August 26

Givi Kartozia, Russia, decisioned HOWARD GEORGE, UNITED STATES. Herbert Albrecht, Germany, decisioned Hans Jonsson, Sweden. Gheorghe Popovici, Romania, threw Shuto Ishikura, Japan. Eugen Weisberger, Austria, decisioned Maurice Jacquel, France. Kraliov Rimbalov, Bulgaria, decisioned Wladeimierz Smolenski, Poland. Tevfik Kis, Turkey, decisioned Kurt Baiserhut, Switzerland. Peter Fiti, Hungary, decisioned Antonio Cerroni, Italy. Rodriguez Fuentes, Spain, threw Julio Graffagnio. Only summaries available.

Second Round — Saturday, August 27

Albrecht decisioned GEORGE. Kartozia decisioned Antero Vanhanen, Finland. Weisberger decisioned Ishikura, Jacquel threw Popovici. Bimbalov decisioned Kis. Fiti decisioned Baiserhutz, Smolenski decisioned Cerroni.

Eliminated: Ishikura, GEORGE, Jonsson, Graffagnio, Cerroni, Baiserhutz.

Third Round — Monday, August 29

Popovici decisioned Weisberger. Kartozia decisioned Albrecht. Vanhanen decisioned Panizio. Bimbalov decisioned Jacquel, Kis decisioned Smolenski.

Eliminated: Jacquel, Smolenski.

Fourth Round — Wednesday, August 31

Kartozia decisioned Popovici. Vanhanen threw Albrecht. Fiti threw Panizio. Bimbalov decisioned Weisberger.

Eliminated: Papovici, Albrecht, Panizio, Weisberger.

Fifth Round — Wednesday Afternoon

Kartozia decisioned Piti. Kis decisioned Vanhanen.

Eliminated: Vanhanen.

Final Round — Wednesday Night

Kis decisioned Kartozia. Bimbalov decisioned Piti.

FINAL RANKINGS
HEAVYWEIGHT CLASS — OVER 191 LBS.

Place	Name	Representing	Bouts W	L
1	Ivan Bogdan	Russia	2	0**
2	Kubat Kozmo	Czechoslovakia	2	0**
3	Karel Kubat	Czechoslovakia	2	0**
4	Istvan Kozma	Hungary	2	1*
5	Lucian Sosnowski ..	Poland	2	1*
6	Radoslav Kassabov ..	Bulgaria	2	1*

* Also includes 1 draw.

** Also includes 2 draws.

First Round — Saturday, August 27

Radoslov Kassabov, Bulgaria, decisioned Adelmo Bianchi, Italy. Istvan Kozma, Hungary, decisioned DALE LEWIS, UNITED STATES. Lucian Sosnowski, Poland, decisioned Victori Ahven, Finland. Ivan Bogdan, Russia, threw Ton Tori, Turkey. Wilfried Dietrich, Germany, decisioned Ragnar Svensson, Sweden. Karel Kubat, Czechoslavakia, threw Kanji Shiaoka, Japan.

Second Round — Monday, August 29

Kubat decisioned Ahven, Kassabov decisioned Kozma, Bulgarelli threw LEWIS. Sosnowski threw Shigeoka. Dietrich drew with Bogdan. Svensson drew with Tori.

Eliminated: LEWIS, Ahven, Shigeoka, Tori.

Third Round — Tuesday, August 30

Bogdan threw Svensson. Kubat drew with Dietrich. Kassabov drew with Sosnowski. Kozman decisioned Bulgarelli.

Eliminated: Bulgarelli, Svensson.

Final Round — Wednesday, August 31

Bogdan drew with Kubat Kozma decisioned Sosnowski, Dietrich threw Kassabov.



Roosevelt Schuette Barrett Halperin Hunt Kober Kohler

McClure O'Day Parks Sindle Smith Walet Wood

Yachting Gold Medal Won By U.S. A. In 5.5 Meter Class; American Entry Third In Stars

YACHTING's growing popularity and the spread of strength in the sport was clearly demonstrated in the Bay of Naples where 287 competitors from 46 nations sailed 138 yachts in the five classes—the 5.5 meter, Star, Dragon, Flying Dutchman and the one-man Finn Monotype.

The USA won the big 5.5 class with George O'Day's American-designed-and-built Minotaur and took a third in the Star class with Bill Parks at the helm of the Shrew II. Denmark, Russia, Norway and Greece scored the other victories as, for the first time since World War II, no country was able to win more than one gold medal. The 15 medals were divided among 11 nations.

Denmark was the leader with three medals, one gold and two silvers. Russia, with a gold and silver, and the USA with its gold and bronze, were the only other multiple winners.

* * *

For the Soviets, this was their first medal of any type in a sport that once was supposed to belong to the so-called wealthy and aristocratic class. Russia captured the Star championship with Timir Pinegin at the helm of the Tornado, which was built by Skip Etchells in Old Greenwich, Conn. Alexandr Chuchelov finished second in the Finn class to Paul B. Elvstrom, Denmark's wizard of the small boats, who collected a Finn gold for the third straight time and his fourth consecutive Olympic championship. He won in the Firefly class in 1948.

Crown Prince Constantine of Greece sailed his Nirefs to victory in the Dragon class, clinching Greece's first yachting gold medal ever by taking fourth in the seventh and final race. This gave the 20-year-old Prince 6,733 points to 5,715 for the Argentine Tonga and 5,704 for the Italian Venilia.

In the other four classes, the winners had virtually sealed their triumphs by the sixth of the seven races. The Prince had to do it the hard way. For this he was rewarded with the traditional dunking. Queen Frederika embraced her colleague on at the quayside and then, with a playful push, propelled him into the water while Paul and other members of the royal family roared with laughter.

Peder Lunde, the 19-year-old scion of a famous Norwegian sailing family, steered the Sirene to first place in the Flying Dutchman class. He scored 6,774 points.

As usual, the point scoring was based on the best six placings in seven races.

* * *

The other USA placings were 10th in the Dragon class with the Spirit VI, skippered by Eugene Walet and crewed by Claude Kohler and Allen McClure, all of New Orleans; 20th in the Flying Dutchman was the Vim III, skippered by Harry Sindle of Little Falls, N. J., and crewed by Robert Wood of Red Bank, N. J., and 11th by Pete Barrett, a non-yacht owner of Madison, Wis., in the Finn Monotype class. The host Italians supplied all of the Finn class craft.

O'Day, 37, from Dover, Mass., was ably aided by Jim Hunt, 24, and Dave Smith, 34, both of Marblehead, Mass., in the handling of the Minotaur.

The former Harvard football player who heads his own sailboat manufacturing firm, won the US Trials with his Wistful, designed by Sweden's

YACHTING

Einar Ohlson. Shortly after she had beaten the field, including Minotaur, in the Olympic Trials, off Marblehead, the Wistful was badly damaged in a collision with a runaway, 20-ton cruiser.

O'Day then purchased the Minotaur from John Mooney of Oyster Bay, N. Y. By coincidence, the Minotaur was designed by C. [illegible], father of O'Day's crew.

The Minotaur benefited considerably as the weather predicted [illegible] mostly true. O'Day scored 6,900 points with the following [illegible] placings:

YACHTING SUMMARIES (Continued from page 179)

OFFICIAL SUMMARIES — YACHTING — 1960 OLYMPIC GAMES

5.5 METER CLASS — FINAL STANDINGS — BAY OF NAPLES

Place	Nation	Name of Boat	Skipper (and crew)	*Points	Respective placings each race 29	August 30	31	September 1	5	6	7
1	UNITED STATES	MINOTAUR	GEORGE O'DAY DAVID SMITH JAMES HUNT	6900	2	4	1	3	1	7	1
2	Denmark	Web II	William Berntsen Steen Christensen	5678	1	5	5	1	10	8	2
3	Switzerland	Ballerine IV	Henri Copponex Pierre Girard Manfred Metzger	5122	3	1	4	5	8	2	13
4	Argentine	Ardillo	Carlos Sieburger Enrique Sieburger Roberto Sieburger	4402	9	2	6	2	5	9	7
5	Sweden	Iosha	Bengt Sjosten Claes Tavitz Goran Wirling	4277	6	7	7	8	11	1	5
6	Great Britain	Yeoman VII	Robin Aisher George Nicholson John Ruggles	3807	10	6	3	11	2	5	9

* Points scored on best six of seven race point totals.

7	Norway	Struten	3765	14	Russia	Victorijin	1984
8	Bahamas	John B.	3024	15	Finland	Inga Lii	1765
9	Germany	Branio	3022	16	Portugal	Ciacci III	1667
10	Australia	Buroddoo	2939	17	Austria	Serprise	1664
11	Italy	Veleira II	2524	18	France	Snawten III	1638
12	Bermuda	Bermudes	2297	19	Canada	Saga II	1332
13	Spain	Pasiflige III	2045				

OTHER PLACINGS

RESULTS OF DAILY RACE SERIES

5.5 METER CLASS

Monday, August 29 — Course No. 6

Pl.	Nation	Time
1	Denmark	3.49.00
2	UNITED STATES	2.50.27
3	Switzerland	2.51.48
4	Australia	2.53.25
5	Canada	2.53.37
6	Sweden	2.55.26
7	Bahamas	2.56.20
8	Austria	2.56.52
9	Argentine	2.57.36
10	Great Britain	2.57.40
11	Russia	2.59.26
12	Italy	3.01.55
13	Spain	3.01.58
14	Norway	3.02.41
15	Finland	3.04.41
16	Germany	3.05.27
17	Bermuda	3.05.48
18	France	3.09.13
19	Portugal	3.10.48

Tuesday, August 30 — Course No. 5

Pl.	Nation	Time
1	Switzerland	2.34.00
2	Argentine	2.36.00
3	Norway	2.36.54
4	UNITED STATES	2.36.59
5	Denmark	2.39.43
6	Great Britain	2.40.55
7	Sweden	2.41.29
8	Bermuda	2.41.30
9	Germany	2.41.32
10	Spain	2.42.24
11	Italy	2.42.28
12	Australia	2.42.35
13	Australia	2.43.48
14	Bahamas	2.43.59
15	Finland	2.44.34
16	Portugal	2.44.51
17	Russia	2.45.00
18	France	2.46.10
X	Canada	DNF

Wednesday, August 31 — Course No. 5

Pl.	Nation	Time
1	UNITED STATES	2.29.48
2	Australia	2.32.23
3	Great Britain	2.32.33
4	Switzerland	2.32.37
5	Denmark	2.32.38
6	Argentina	2.33.20
7	Sweden	2.33.37
8	Italy	2.34.52
9	Germany	2.35.16
10	Norway	2.35.35
11	Bahamas	2.35.43
12	Russia	2.35.50
13	Finland	2.36.03
14	France	2.36.27
15	Portugal	2.36.40
16	Canada	2.40.01
17	Spain	2.40.50
18	Austria	2.40.57
X	Bermuda	DNF

Thursday, September 1 — Course No. 5

Pl.	Nation	Time
1	Denmark	2.44.15
2	Argentina	2.46.10
3	UNITED STATES	2.46.24
4	Switzerland	2.46.37
5	Australia	2.49.06
6	Italy	2.49.17
7	Norway	2.49.34
8	Sweden	2.50.49
9	Russia	2.51.07
10	Germany	2.51.33
11	Great Britain	2.51.48
12	Spain	2.51.55
13	Australia	2.52.03
14	Canada	2.52.35
15	Bahamas	2.53.04
16	Finland	2.53.43
17	France	2.56.28
18	Bermuda	2.56.43
19	Canada	2.59.12

Monday, September 5

Pl.	Nation	Time
1	UNITED STATES	2.22.41
2	Great Britain	2.24.15
3	Germany	2.24.52
4	Norway	2.25.18
5	Argentine	2.25.59
6	Bahamas	2.26.02
7	Bermuda	2.26.36
8	Switzerland	2.26.36
9	Italy	2.26.52
10	Denmark	2.26.59
11	Sweden	2.27.33
12	Finland	2.29.20
13	Australia	2.29.48
14	Australia	2.30.54
15	Portugal	2.31.00
16	Spain	2.31.23
17	Spain	2.32.41
18	France	2.33.15
19	Austria	2.34.50

Tuesday, September 6

Pl.	Nation	Time
1	Sweden	2.16.21
2	Bahamas	2.17.22
3	Switzerland	2.18.17
4	Bermuda	2.18.30
5	Great Britain	2.19.15
6	Spain	2.19.17
7	UNITED STATES	2.19.20
8	Denmark	2.19.28
9	Argentina	2.20.36
10	Finland	2.21.07
11	Italy	2.21.13
12	Australia	2.22.03
13	Norway	2.22.06
14	Germany	2.22.32
15	France	2.22.38
16	Portugal	2.24.07
17	Russia	2.24.21
X	Austria	DNF
X	Italy	DNF

Wednesday, September 7

Pl.	Nation	Time
1	UNITED STATES	2.15.54
2	Denmark	2.18.56
3	Norway	2.19.16
4	France	2.19.50
5	Sweden	2.20.09
6	Germany	2.20.30
7	Argentine	2.20.43
8	Russia	2.21.12
9	Great Britain	2.21.21
10	Finland	2.21.37
11	Austria	2.23.23
12	Spain	2.24.07
13	Switzerland	2.24.29
14	Italy	2.24.50
15	Bahamas	2.26.18
16	Bermuda	2.26.41
17	Canada	2.26.44
18	Australia	2.28.52
19	Portugal	2.29.18

STAR CLASS

FINAL STANDINGS — BAY OF NAPLES

Place	Nation	Name of Boat	Skipper (and crew)	*Points	Respective placings each race 29	August 30	31	September 1	5	6	7
1	Russia	Tornado	Timir Pinegin Fedar Shutkov	7619	1	2	1	1	3	5	5
2	Portugal	Ma'Linda	Jose Quina Maria Quina	6665	3	3	8	2	5	1	3
3	UNITED STATES	Shrew II	WILLIAM PARKS ROBERT HALPERIN	6269	9	7	4	3	2	4	1
4	Italy	Meropе III	Carlo Rolandi Agostino Straulino	6047	4	4	5	10	1	2	7
5	Switzerland	Ali Baba VI	Hans Bryner Ulrich Urs	5716	6	5	2	5	4	6	2
6	Bahamas	Gem VII	Sloane Farrington Durward Knowles	5282	11	1	3	14	11	3	6

* Points scored on best six of seven race totals.

7	Germany	Ballatrix IX	4745	17	Argentine	Mizar	1747
8	Jugoslavia	Cha Cha III	3977	18	Australia	Pekaria	1736
9	Brazil	Pinna	3466	19	Thailand	Siamese Cat	1614
10	Sweden	Mori	3216	20	Greece	Zefyhos	1579
11	France	Prip IV	3101	21	Venezuela	Espuma de Mar	1485
12	Hungary	Olympia	3063	22	Spain	Proodelle	1453
13	Cuba	Yesonia	2425	23	Canada	Scram	1398
14	Finland	Bella	2260	24	Great Britain	Twinkle	1283
15	Austria	Mary Be	2240	25	Malta	Meropa	1173
16	Mexico	Chamukina	1885	26	Japan	Donalda	871

OTHER PLACINGS

RESULTS OF DAILY RACE SERIES

STAR CLASS

Monday, August 29

Pl.	Nation	Time
1	Russia	2.44.54
2	Germany	2.45.05
3	Portugal	2.46.24
4	Italy	2.46.27
5	Finland	2.47.16
6	Switzerland	2.47.44
7	Jugoslavia	2.48.09
8	Sweden	2.48.12
9	UNITED STATES	2.48.18
10	Brazil	2.49.00
11	Bahamas	2.49.27
12	Hungary	2.49.42
13	Australia	2.50.38
14	Austria	2.50.42
15	Cuba	2.50.46
16	Great Britain	2.50.50
17	Argentine	2.50.51
18	France	2.50.52
19	Mexico	2.50.59
20	Spain	2.52.26
21	France	2.53.07
22	Thailand	2.55.20
23	Venezuela	2.55.25
24	Malta	2.55.27
25	Canada	2.56.20
26	Japan	3.00.27

Tuesday, August 30

Pl.	Nation	Time
1	Bahamas	2.28.46
2	Russia	2.28.48
3	Portugal	2.29.32
4	Italy	2.29.51
5	Switzerland	2.30.06
6	Brazil	2.30.53
7	UNITED STATES	2.31.47
8	Sweden	2.32.47
9	Germany	2.33.00
10	Australia	2.33.13
11	Cuba	2.33.58
12	France	2.34.00
13	Brazil	2.34.30
14	Thailand	2.34.32
15	Hungary	2.34.46
16	Finland	2.35.19
17	Mexico	2.36.11
18	Great Britain	2.36.22
19	Greece	2.36.50
20	Malta	2.37.02
21	Australia	2.37.45
22	Argentine	2.37.59
23	Venezuela	2.38.14
24	Spain	2.38.30
25	Canada	2.39.05
26	Japan	2.39.35

Wednesday, August 31

Pl.	Nation	Time
1	Russia	2.19.13
2	Switzerland	2.20.58
3	Bahamas	2.22.01
4	UNITED STATES	2.25.08
5	Italy	2.25.48
6	Hungary	2.26.11
7	France	2.26.20
8	Portugal	2.26.24
9	Brazil	2.26.57
10	Thailand	2.27.07
11	Cuba	2.28.08
12	Sweden	2.28.26
13	Germany	2.28.40
14	Jugoslavia	2.29.33
15	Australia	2.29.42
16	Canada	2.30.24
17	Argentine	2.31.21
18	Greece	2.33.16
19	Mexico	2.33.17
20	Australia	2.33.25
21	Finland	2.33.50
22	Spain	2.34.33
23	Venezuela	2.35.09
24	Malta	2.35.29
25	Austria	2.37.57
26	Great Britain	2.38.32

Thursday, September 1

Pl.	Nation	Time
1	Russia	2.43.25
2	Switzerland	2.44.30
3	UNITED STATES	2.46.36
4	Germany	2.47.21
5	Switzerland	2.49.46
6	Brazil	2.49.55
7	Hungary	2.49.56
8	Jugoslavia	2.50.05
9	Austria	2.50.33
10	Italy	2.50.42
11	Sweden	2.51.11
12	France	2.52.02
13	Canada	2.52.27
14	Bahamas	2.52.58
15	Venezuela	2.53.12
16	Thailand	2.53.50
17	Spain	2.54.14
18	Cuba	2.54.46
19	Great Britain	2.55.33
20	Malta	2.55.42
21	Australia	2.56.27
22	Mexico	2.56.39
23	Argentine	2.57.16
24	Japan	3.00.02
25	Greece	3.02.26
26	Finland	DNF

Monday, September 5

Pl.	Nation	Time
1	Italy	2.28.59
2	UNITED STATES	2.29.05
3	Russia	2.29.38
4	Switzerland	2.29.40
5	Portugal	2.30.46
6	Germany	2.30.52
7	Jugoslavia	2.31.45
8	Brazil	2.31.48
9	Cuba	2.32.01
10	Sweden	2.32.33
11	Bahamas	2.32.58
12	France	2.33.02
13	Hungary	2.33.42
14	Argentine	2.36.19
15	Greece	2.36.40
16	Spain	2.38.24
17	Mexico	2.38.27
18	Venezuela	2.39.09
19	Thailand	2.39.29
20	Austria	2.39.56
21	Australia	2.39.59
22	Finland	2.40.02
23	Japan	2.40.18
24	Canada	2.41.25
25	Malta	2.42.31
26	Great Britain	2.42.41

Tuesday, September 6

Pl.	Nation	Time
1	Portugal	2.31.04
2	Italy	2.31.31
3	Bahamas	2.31.39
4	UNITED STATES	2.32.32
5	Russia	2.33.22
6	Switzerland	2.34.50
7	Jugoslavia	2.35.42
8	France	2.38.06
9	Sweden	2.39.58
10	Australia	2.40.12
11	Brazil	2.40.13
12	Mexico	2.40.56
13	Hungary	2.41.19
14	Argentine	2.41.33
15	Hungary	2.41.52
16	Spain	2.42.52
17	Greece	2.43.56
18	Japan	2.44.33
19	Great Britain	2.44.46
20	Thailand	2.45.24
21	Canada	2.46.05
X	Austria	DNF
X	Cuba	DNF
X	Finland	DNF
X	Germany	DNF
X	Malta	DNF

Continued on page 182

YACHTING — 181

YACHTING SUMMARIES

(STAR CLASS) *Continued from page 181*

Wednesday, September 7

1	UNITED STATES	2:19.52
2	Switzerland	2:21.09
3	Portugal	2:22.02
4	Germany	2:24.16
5	Russia	2:24.27
6	Bohomas	2:24.47
7	Italy	2:25.38
8	Jugoslovia	2:25.48
9	Brazil	2:26.42
10	France	2:26.43
11	Hungary	2:27.26
12	Sweden	2:27.37
13	Mexico	2:28.26
14	Malta	2:28.43
15	Finland	2:29.02
16	Cuba	2:29.11
17	Thailond	2:29.45
18	Argentina	2:30.20
19	Austria	2:30.53
20	Australia	2:31.17
21	Greece	2:31.58
22	Venezuela	2:32.38
23	Spain	2:34.06
24	Canada	2:34.41
25	Great Britain	2:36.38
26	Japan	2:41.48

DRAGON CLASS

FINAL STANDINGS — BAY OF NAPLES

Place	Nation	Name of Boat	Skipper (and crew)	*Points	Respective placings each race: August 29	30	31	September 1	5	6	7
1	Greece	Nivefs	Constantino diGrecia Odesseus Eskidjoglou Georgios Zeimos	6733	9	3	3	1	4	2	4
2	Argentina	Tango	Hector Colegaris Jorge del Rio Jorge Salas	5715	14	1	2	5	2	DQ	10
3	Italy	Venilia	Antonio Cicilliano Antonio Casentino Giolio Destefano	5704	5	2	1	2	11	14	DQ
4	Norway	Lett	Arild Amundsen Olvid Christensen Carl Sova	5403	18	7	11	16	5	1	1
5	Canada	Arge II	Samuel MacDonald Gordon Norton Lynn Watters	5177	1	4	9	4	6	12	18
6	Denmark	Chak	Auge Birch Paul Jorgensen Niels Norkassen	4657	2	9	13	11	3	5	7
10	UNITED STATES	Spirit VI	EUGENE WALET CLAUDE KOHLER ALLEN McCLURE	3707	7	6	14	10	17	4	12

* Points scored on best six of seven race point totals.

OTHER PLACINGS

7	Great Britain	Salamander	4566	18	Bahamas
8	Germany	Dinah V	4329	19	Uruguay
9	Portugal	Grifo III	4051	20	Sweden
10	UNITED STATES	Spirit VII	3707	21	Switzerland
11	Australia	Ghost III	3654	22	Japan
12	Ireland	Aletta	3585	23	Monaco
13	Holland	Trintel II	3562	24	Philippines
14	France	Antid III	3371	25	Singapore
15	Bermuda	Oleander II	2918	26	Indonesia
16	Russia	Rifff	2858	27	Spain
17	Finland		2635		

RESULTS OF DAILY RACE SERIES

Monday, August 29

Pl.	Nation	Time
1	Canada	3:24.58
2	Denmark	3:27.06
3	France	3:27.46
4	Great Britain	3:30.34
5	Italy	3:31.05
6	Russia	3:31.44
7	UNITED STATES	3:33.14
8	Holland	3:34.59
9	Greece	3:36.44
10	Ireland	3:39.28
11	Sweden	3:39.50
12	Germany	3:40.01
13	Monaco	3:40.30
14	Argentine	3:42.04
15	Uruguay	3:42.13
16	Portugal	3:42.29
17	Bahamas	3:44.56
18	Norway	3:45.17
19	Philippines	3:45.21
20	Japan	3:46.08
21	Finland	3:46.13
22	Switzerland	3:46.43
23	Singapore	3:50.11
24	Bermuda	3:51.23
25	Spain	3:52.45
26	Indonesia	3:54.29
X	Australia	DNC

Tuesday, August 30

1	Argentine	1:58.03
2	Italy	1:58.04
3	Greece	1:58.13
4	Canada	1:59.30
5	Bermuda	2:00.21
6	UNITED STATES	2:00.22
7	Norway	2:00.43
8	Germany	2:01.29
9	France	2:01.32
10	Holland	2:02.25
11	Australia	2:02.49
12	Portugal	2:03.22
13	Sweden	2:03.25
14	France	2:03.44
15	Great Britain	2:04.43
16	Russia	2:05.08
17	Japan	2:05.22
18	Uruguay	2:06.43
19	Ireland	2:07.00
20	Switzerland	2:07.21
22	Bahamas	2:10.30
23	Monaco	2:12.14
24	Indonesia	2:12.39
25	Singapore	2:13.32
26	Philippines	2:14.03
27	Spain	2:14.02

Wednesday, August 31

1	Italy	2:45.00
2	Argentine	2:46.02
3	Greece	2:46.35
4	Holland	2:48.31
5	Ireland	2:49.27
6	Uruguay	2:50.00
7	Bermuda	2:50.50
8	Australia	2:51.30
9	Canada	2:51.45
10	Portugal	2:52.50
11	Norway	2:53.05
12	Switzerland	2:53.44
13	Germany	2:54.06
14	UNITED STATES	2:54.56
15	Great Britain	2:55.00
16	France	2:55.18
17	Bahamas	2:55.36
18	Finland	2:55.47
19	Sweden	2:55.48
20	Russia	2:56.47
21	Germany	2:57.03
22	Japan	2:58.05
23	Philippines	3:00.31
24	Monaco	3:02.34
25	Singapore	3:04.08
26	Indonesia	3:04.58
27	Spain	3:05.50

Thursday, September 1

1	Greece	2:58.51
2	Italy	2:59.59
3	Portugal	3:01.20
4	Canada	3:02.39
5	Argentine	3:03.15
6	Australia	3:03.36
7	Great Britain	3:04.07
8	Russia	3:05.02
9	Ireland	3:05.21
10	UNITED STATES	3:06.04
11	Denmark	3:06.40
12	Holland	3:07.26
13	Germany	3:07.30
14	Bermuda	3:08.49
15	Sweden	3:09.48
16	Norway	3:09.49

DRAGON CLASS—Cont.

Pl.	Nation	Time
17	Bahamas	3:10.26
18	Finland	3:10.35
19	France	3:11.01
20	Philippines	3:11.32
21	Switzerland	3:12.38
22	Uruguay	3:15.46
23	Monaco	3:18.12
24	Japan	3:19.09
25	Spain	3:22.47
26	Singapore	3:22.59
27	Indonesia	3:23.43

Monday, September 5

1	Great Britain	2:34.37
2	Argentine	2:34.41
3	Denmark	2:35.16
4	Greece	2:35.46
5	Norway	2:35.54
6	Canada	2:36.26
7	Finland	2:37.02
8	Bahamas	2:37.26
9	Germany	2:37.39
10	Holland	2:37.59
11	Italy	2:39.29
12	Japan	2:40.14
13	Ireland	2:40.29
14	Portugal	2:40.30
15	Australia	2:40.50
16	Bermuda	2:41.14
17	UNITED STATES	2:41.42
18	Philippines	2:41.43
19	France	2:42.18
20	Sweden	2:42.24
21	Uruguay	2:42.34
22	Switzerland	2:42.59
23	Monaco	2:43.00
24	Singapore	2:43.29
25	Indonesia	2:43.31
26	Spain	2:44.02
27	Indonesia	2:54.25

Tuesday, September 6

1	Argentine	2:26.33
2	Norway	2:26.43
3	Greece	2:26.54
4	Germany	2:27.26
5	UNITED STATES	2:27.49
6	Denmark	2:27.51
7	Finland	2:27.55
8	Ireland	2:29.12
9	France	2:29.47
10	Germany	2:30.28
11	Portugal	2:31.46
12	Holland	2:31.55
13	Canada	2:32.17
14	Bahamas	2:32.27
15	Italy	2:32.28
16	Russia	2:34.28
17	Japan	2:34.41
18	Switzerland	2:35.43
19	Singapore	2:36.59
20	Australia	2:37.00
21	Sweden	2:37.06
22	Japan	2:37.17
23	Monaco	2:38.14
24	Philippines	2:38.33
25	Uruguay	2:39.02
26	Indonesia	2:45.12
27	Spain	2:48.00

Wednesday, September 7

1	Norway	2:31.11
2	Germany	2:33.02
3	Portugal	2:33.09
4	Greece	2:33.50
5	Australia	2:34.51
6	France	2:35.19
7	Denmark	2:35.33
8	Ireland	2:35.36
9	Russia	2:35.53
10	Argentine	2:36.16
11	Great Britain	2:36.36
12	UNITED STATES	2:37.08
13	Finland	2:37.34
14	Bermuda	2:37.53
15	Sweden	2:37.59
16	Uruguay	2:38.04
17	Switzerland	2:38.45
18	Canada	2:41.05
19	Japan	2:41.22
20	Bahamas	2:41.30
21	Singapore	2:43.39
22	Monaco	2:44.36
23	Indonesia	2:47.30
X	Holland	DNF
X	Spain	DNF
X	Philippines	DNC
X	Italy	DQ

DNC—did not finish. DNC—did not compete.
DQ—disqualified.

FLYING DUTCHMAN CLASS

FINAL STANDINGS — BAY OF NAPLES

Place	Nation	Name of Boat	Skipper (and crew)	*Points	Respective placings each race: August 29	30	31	September 1	5	6	7
1	Norway	Sirene	Bjorn Bergvall Peder Lunde	6774	2	2	10	5	1	3	10
2	Denmark	Skum	Hans Fogh Ole Petersen	5991	7	19	1	8	5	1	13
3	Germany	Macky VI	Ralf Mulka Ingo Van Bredow	5882	3	11	13	2	DQ	6	1
4	Rhodesia	Peri	Christopher Bevan David Salter	5792	1	10	3	16	4	10	3
5	Holland	Daisy	Genardus Lautenschutz Gijsbertus Verhagen Viktor Pilchin Alexander Shelkovnikov	5452	4	17	5	3	6	7	5
6	Russia	Nakaut II		5123	17	5	4	DQ	3	4	7

* Points scored on best six of seven race point totals.

OTHER PLACINGS

7	Great Britain	Beavor	4954	20	UNITED STATES
8	New Zealand	Harmony	4641	21	Belgium
9	Switzerland	Fantasia III	4433	22	Canada
10	Ireland	Three Leaves	4258	23	Greece
11	Italy	Adiboran II	4095	24	Sweden
12	Spain	Tolomeo	3955	25	Bahamas
13	Hungary	Balaton	3574	26	Brazil
14	France	Calipso III	3294	27	Portugal
15	South Africa	Hakahana	3014	28	Indonesia
16	Bermuda	Bermuda	3007	29	Burma
17	Austria	Evita	2981	30	West Indies
18	Kenya	Kenia	2860	31	Lebanon
19	Australia	Falcon VI	2785		

20	UNITED STATES	VIM IV
21	Belgium	Meteor IV
22	Canada	Mad Dog
23	Greece	Olympian
24	Sweden	Sirvinge
25	Bahamas	Combine
26	Brazil	Terrible
27	Portugal	Calcinhas
28	Indonesia	Tengiri
29	Burma	Yangan
30	West Indies	Circus
31	Lebanon	Maid of Libano

2682		
2300		
2240		
1779		
1717		
1499		
1424		
1279		
1041		
970		
893		
408		

RESULTS OF DAILY RACE SERIES

Monday, August 29

Pl.	Nation	Time
1	Rhodesia	2:31.16
2	Norway	2:32.04
3	Germany	2:32.09
4	Holland	2:32.24
5	South Africa	2:32.40
6	Switzerland	2:32.40
7	Denmark	2:32.44
8	Kenya	2:33.12
9	New Zealand	2:33.33
10	France	2:33.33
11	Ireland	2:33.41
12	Spain	2:33.53
13	Austria	2:34.04
14	Italy	2:34.26
15	Great Britain	2:34.46
16	Bahamas	2:34.53
17	Australia	2:35.24
18	Australia	2:35.34
19	Belgium	2:35.41
20	Sweden	2:35.54
21	Hungary	2:36.01
22	Brazil	2:37.09
23	Canada	2:37.19
24	Bermuda	2:37.26
25	Greece	2:42.00
26	Portugal	2:42.56
27	Indonesia	2:43.58
28	Burma	2:45.53
29	West Indies	2:46.05
30	Lebanon	2:50.26
X	UNITED STATES	DNF

Tuesday, August 30

1	Great Britain	2:24.00
2	Norway	2:24.15
3	New Zealand	2:26.08
4	Italy	2:26.12
5	Russia	2:27.04
6	UNITED STATES	2:27.13
7	Bermuda	2:27.29
8	Switzerland	2:27.45
9	France	2:28.00
10	Rhodesia	2:28.13
11	Germany	2:28.19
12	Australia	2:28.24
13	Hungary	2:29.12
14	South Africa	2:29.14
15	Kenya	2:29.52
16	Spain	2:30.56
17	Holland	2:31.26
18	Brazil	2:32.42
19	Denmark	2:32.48
20	Ireland	2:33.48

Courtesy of
YACHTING

YACHTING SUMMARIES

Flying Dutchman Class

Continued from page 183

Pl.	Nation	Time
21	Greece	2:32.34
22	Canada	2:33.06
23	Belgium	2:34.55
24	Sweden	2:35.02
25	Austria	2:35.25
26	Portugal	2:36.08
27	Lebanon	2:37.44
28	Burma	2:46.05
29	West Indies	2:46.16
X	Indonesia	DNF
X	Bahamas	DNF

Wednesday, August 31

1	Denmark	2:11.31
2	Italy	2:12.22
3	Rhodesia	2:12.49
4	Russia	2:13.27
5	Holland	2:13.37
6	Spain	2:14.51
7	Great Britain	2:15.03
8	Australia	2:15.17
9	Hungary	2:15.41
10	Norway	2:16.36
11	Ireland	2:17.22
12	France	2:17.15
13	Germany	2:17.19
14	New Zealand	2:18.17
15	UNITED STATES	2:18.46
16	Greece	2:18.52
17	South Africa	2:19.12
18	Canada	2:19.31
19	Australia	2:19.33
20	Brazil	2:20.07
21	Belgium	2:20.12
22	Portugal	2:21.24
23	Switzerland	2:21.39
24	Bermuda	2:21.49
25	Bahamas	2:23.18
26	Sweden	2:24.36
27	Indonesia	2:24.46
28	West Indies	2:25.23
29	Burma	2:29.53
X	Lebanon	DNF
X	Kenya	DNF

Thursday, September 1

1	Italy*	2:41.14
2	Ireland	2:42.05
3	Germany	2:42.18
4	Holland	2:42.42
5	New Zealand	2:43.01
6	Norway	2:43.29
7	France	2:44.03
8	Great Britain	2:44.59
9	Denmark	2:45.24
10	Australia	2:45.42
11	UNITED STATES	2:45.47
12	Hungary	2:45.48
13	Spain	2:46.53
14	Kenya	2:47.48
15	Switzerland	2:47.58
16	Canada	2:47.59
17	Rhodesia	2:48.20
18	Austria	2:49.15
19	Bermuda	2:49.39
20	Belgium	2:49.47
21	South Africa	2:50.09
22	Sweden	2:50.10
23	Bahamas	2:51.42
24	Brazil	2:51.48
25	Greece	2:54.02
26	Indonesia	2:56.26
27	Portugal	2:56.41
28	Burma	2:59.11
29	West Indies	3:03.36
X	Lebanon	DNC
X	Russia	DNF

* Disqualified, all rankings moved up one place.

Monday, September 5

1	Norway	2:10.04
2	Hungary	2:11.17
3	Russia	2:13.40
4	Rhodesia	2:12.45
5	Denmark	2:13.47
6	Holland	2:13.43
7	Switzerland	2:14.16
8	Australia	2:14.23
9	New Zealand	2:15.09
10	Great Britain	2:15.22
11	Austria	2:16.16
12	Italy	2:16.17
13	Belgium	2:16.35
14	Spain	2:17.00
15	Kenya	2:17.18
16	Bermuda	2:17.26
17	Ireland	2:17.44
18	Sweden	2:18.10
19	Germany	2:18.19
20	South Africa	2:18.19
21	France	2:18.59
22	Brazil	2:19.02
23	Greece	2:19.03
24	Indonesia	2:20.23
25	Burma	2:23.20
26	Portugal	2:24.02
27	Bahamas	2:24.25
28	UNITED STATES	2:24.36
X	West Indies	2:33.39
X	Lebanon	DNF
X	Canada	DNC

Tuesday, September 6

1	Denmark	2:10.05
2	Switzerland	2:10.56
3	Norway	2:10.56
4	Russia	2:12.04
		2:12.54
5	Italy	2:14.55
6	Germany	2:15.07
7	Holland	2:15.14
8	Ireland	2:15.23
9	Great Britain	2:15.37
10	Rhodesia	2:15.38
11	South Africa	2:16.20
12	Belgium	2:16.21
13	Spain	2:16.32
14	France	2:18.39
15	Canada	2:18.55
16	Greece	2:19.49
17	UNITED STATES	2:19.59
18	Kenya	2:20.24
19	Bermuda	2:21.14
20	Australia	2:21.29
21	Portugal	2:22.20
22	Bahamas	2:26.31
23	Sweden	2:27.40
24	West Indies	2:30.14
X	Austria	DNF
X	Indonesia	DNF
X	New Zealand	DNF
X	Hungary	DNF
X	Lebanon	DNC
X	Brazil	DNC
X	Burma	DNC

Wednesday, September 7

1	Germany	2:12.21
2	Spain	2:12.43
3	Rhodesia	2:13.20
4	Bermuda	2:13.32
5	Holland	2:13.45
6	New Zealand	2:13.50
7	Russia	2:13.58
8	Austria	2:14.30
9	Great Britain	2:14.36
10	Norway	2:15.07
11	Canada	2:15.27
12	Ireland	2:16.32
13	Denmark	2:16.37
14	Switzerland	2:16.38
15	South Africa	2:16.57
16	Belgium	2:17.09
17	Italy	2:17.21
18	UNITED STATES	2:18.20
19	Kenya	2:18.31
20	Hungary	2:18.32
21	France	2:19.38
22	Greece	2:19.39
23	Australia	2:20.07
24	Bahamas	2:20.27
25	Sweden	2:23.27
26	Indonesia	2:22.55
27	Portugal	2:23.04
28	Burma	2:27.04
X	West Indies	DNC
X	Brazil	DNC
X	Lebanon	DNC

FINN MONOTYPE CLASS FINAL STANDINGS — BAY OF NAPLES

Place	Nation	Skipper	*Points	August 29	August 30	Respective placings each race September 31	1	5	6	7
1	Denmark	Paul B. Elvstrom	8171	1	4	1#	2	5	1	DNC
2	Russia	Alexandr Chuchelov	6320	7	1	1	2	10	18	2
3	Belgium	Andre Nelis	5934	2	2	2	12	24	3	15
4	Australia	Ronald Jewys	5758	6	6	13	6	2	3	10
5	Brazil	Reinaldo Conrad	5176	15	3	10	1	11	18	11
6	New Zealand	Ralph Roberts	5140	16	18	6	8	7	5	2
11	UNITED STATES	PETER BARRETT	3976	33	17	7	11	6	20	5

* Points scored on best six of seven race point totals. # Later disqualified.

OTHER PLACINGS

7	Canada	Ian Bruce	5133	21	Spain	Fernandez de Cordoba	2555
8	Bahamas	Kenneth Albury	5092	22	Greece	Ioannes Kerlaffis	2531
9	France	Louis Pinaud	4604	23	Japan	Yasuo Hazumi	2306
10	Jugoslavia	Tanko Pirovic	4358	24	Holland	Hans Steenvijk	2265
11	UNITED STATES	PETER BARRETT	3976	25	Hungary	Kalman Tolnai	2090
12	Norway	Per Jordbakki	3822	26	Switzerland	Louis Schiess	1845
13	Italy	Bruno Tralni	3553	27	Turkey	Erzin Demir	1783
14	Portugal	Helder deOliveira	3488	28	Sweden	Thore Anderson	1718
15	Finland	Jouko Valli	3419	29	Kenya	Daniel McKenzie	1686
16	Austria	Hans Farol	3413	30	Burma	Maung Lwin	1456
17	Ireland	Somers Payne	3169	31	Morocco	El Mostapha Haddad	1442
18	Argentina	Ricardo Soneo	2954	32	Bermuda	William Gray	1433
19	Great Britain	Vernon Stratton	2871	33	South Africa	Gordon Burrowsed	1417
20	Germany	Hans Kammerer	2736	34	Malta	Alfred Bardo	1314
				35	Lebanon	Pierre Arbaji	834

Continued on page 193















OLYMPIC SCENES: 1—The Shrew II, US entry in Star Class, takes the lead at start of race. 2—Grand Prix des Nations jumping events at Stadio Olimpico. 3—Chris von Saltza in practice session. 4—US water polo team drills at Piscina delle Rose.

5—The Roman Forum where dramatic pageants were staged. 6—Palazetto dello Sport, with Stadio Flaminio in background. 7—Ancient riding areas at Basilica di Massenzio.



DISPUTED FINISH of the men's 100 meter free style final: 1—Australia's John Devitt, in lane 3, begins last stroke, while USA's Lance Larson, lane 4, finishes stroke under water. 2—Larson appears to be touching pool edge with left hand under water.



DIVING CHAMPIONS: Ingrid Kramer, Germany, (left), winner of both springboard and platform events for women; USA's Gary Tobian (right), men's springboard champion.



Stadio del Nuoto (swimming stadium) where Olympic competition was held.



START OF THE 100 meter backstroke final for men. Frank McKinney, USA, who placed second, is in lane 5.







ROBERT WEBSTER *(upper left) USA's gold medalist, in platform diving, shows championship diving form. (Lower left) Italy's Gilberto Etsa, inspects appendectomy scar on USA's Jeff Farrell. (Upper right) USA's Paula Jean Myers Pope, silver medalist in both platform and springboard diving, takes time out from competition.*



CHRIS VON SALTZA *and her good luck charm.*



START OF A TRIAL *in the women's 100 meter butterfly event, A. Caron, France, is nearest camera.*

CHARLES VINCI, USA's gold medalist in the bantamweight division (right), shows weightlifting form which enabled him to win Olympic championship second straight time. (Center). Weightlifting competition was held in Palazetto della Sport; on platform is USA's James George who placed second in the light heavyweight division. (Bottom). Clay pigeon shooting competition took place at the S. S. Lazio range.









USA's pair-with-coxswain crew won third place; left to right, Conn Findlay (bow), Richard Draeger (stroke). Coxswain Henry Mitchell (not in picture) was seated in bow of boat. Germany's championship crew is in background.



THE U.S. four-oared crew, with Art Ayrault, bow; Ted Nash, Dick Wailes, and John Sayre, stroke, wins gold medal at Lake Albano, defeating Italy, in outside lane, and Russia.



LAKE ALBANO's beautiful setting (1) for the rowing and canoeing races thrilled Olympic spectators. The papal summer retreat, Centro Internationale Pio XII par un Mondo Migliore, is shown in foreground. (2) USA's Albert Axelrod, bronze medalist in foils, (left) eliminates Andrzej Perulski, Poland, in fencing trials. (3) USA's gold medal crew, winner of the 5.5 meter yachting class; left to right, James Hunt, David Smith, and Skipper George O'Day. (4) Olympic Games commemorative medal presented to all participants at Rome. (5) L. Svedora, Czechoslovakia gymnast, on the balance beam. (6) The USA 2000 meter cycling tandem entry, Jack Hartman and David Sharp, wins first heat in trials at Velodrome, defeating Switzerland.

YACHTING SUMMARIES

Continued from page 184

Finn Monotype Class

RESULTS OF DAILY RACE SERIES
Monday, August 29

Pl.	Nation	Time
1	Denmark	1:46.33
2	Belgium	1:48.23
3	Canada	1:48.36
4	Jugoslavia	1:49.00
5	France*	1:49.11
6	Australia	1:49.34
7	Russia	1:49.44
8	Great Britain	1:49.47
9	Italy	1:49.56
10	Germany	1:50.18
11	Portugal	1:50.24
12	Bahamas	1:50.38
13	Holland	1:50.43
14	Finland	1:50.52
15	Brazil	1:51.02
16	New Zealand	1:51.06
17	Hungary	1:51.39
18	Turkey	1:51.56
19	Austria	1:52.30
20	Greece	1:52.45
21	Argentine*	1:52.55
22	Spain*	1:53.16
23	South Africa	1:53.21
24	Switzerland	1:53.31
25	Kenya	1:54.02
26	Ireland	1:54.19
27	Burma	1:54.34
28	Japan	1:54.58
29	Bermuda	1:55.29
30	Morocco	1:55.35
31	Malta	1:57.13
32	Lebanon	1:57.58
X	UNITED STATES	DNF
X	Sweden	DNF
X	Norway	DNF

* Protested.

Tuesday, August 30

1	Russia	2:04.51
2	Belgium	2:05.10
3	Brazil	2:05.28
4	Great Britain	2:05.34
5	Denmark	2:05.57
6	Australia	2:06.12
7	France	2:06.23
8	Canada	2:06.28
9	Italy	2:06.48
10	Portugal	2:07.18
11	Greece	2:07.22
12	Austria	2:07.25
13	Japan	2:07.27
14	Jugoslavia	2:07.45
15	Argentina	2:08.12
16	Norway	2:08.23
17	UNITED STATES	2:08.28
18	New Zealand	2:08.37
19	Ireland	2:08.38
20	Morocco	2:08.42
21	Holland	2:09.00
22	Kenya	2:09.30
23	Switzerland	2:09.32
24	Burma	2:09.43
25	Malta	2:09.51
26	Germany	2:09.52
27	Finland	2:09.57
28	Turkey	2:10.11
29	Hungary	2:10.13
30	Bahamas	2:10.59
31	Sweden	2:11.11
32	South Africa	2:11.43
33	Lebanon	2:16.40
X	Bermuda	DNF
X	Spain	DNF

Wednesday, August 31

1	Greece	1:40.33
2	Russia	1:40.46
3	Jugoslavia	1:41.10
4	Spain	1:41.21
5	France	1:41.28
6	New Zealand	1:42.16
7	UNITED STATES	1:42.29
8	Portugal	1:42.50
9	Argentine	1:43.14
10	Brazil	1:43.23
11	Bahamas	1:43.25
12	Belgium	1:44.20
13	Australia	1:44.30
14	Ireland	1:44.46
15	Great Britain	1:45.16
16	Germany	1:45.35
17	Italy	1:45.42
18	Norway	1:45.47
19	South Africa	1:46.03
20	Japan	1:46.22
21	Switzerland	1:46.56
22	Sweden	1:47.20
23	Turkey	1:47.30
24	Holland	1:48.43
25	Hungary	1:49.36
26	Kenya	1:50.30
27	Malta	1:50.42
28	Morocco	1:51.14
29	Bermuda	1:53.29
30	Burma	1:53.49
31	Lebanon	1:53.50
X	Finland	DNF
X	Canada	DNF
X	Austria	DNF

NOTE—Denmark finished first but later was disqualified.

Thursday, September 1

1	Brazil	2:11.20
2	Denmark	2:13.43
3	Argentine	2:14.36
4	Austria	2:15.36
5	Bahamas	2:15.37
6	Australia	2:15.55
7	Canada	2:15.06
8	New Zealand	2:16.18
9	Norway	2:16.24
10	Russia	2:16.25
11	UNITED STATES	2:16.51
12	France	2:17.13
13	Ireland	2:17.16
14	Japan	2:17.29
15	Greece	2:17.32
16	Great Britain	2:18.29
17	Jugoslavia	2:18.37
18	Finland	2:18.50
19	Hungary	2:19.06
20	Malta	2:19.17
21	Bermuda	2:19.24
22	Spain	2:19.25
23	Sweden	2:19.30
24	Belgium	2:19.34
25	Germany	2:19.54
26	Switzerland	2:19.55
27	Italy	2:20.00
28	Kenya	2:20.01
29	Portugal	2:20.08
30	Morocco	2:21.31
31	Turkey	2:21.46
32	Holland	2:22.22
33	South Africa	2:23.26
34	Burma	2:23.42
35	Lebanon	2:29.37

Monday, September 5

1	Bahamas	1:52.15
2	Australia	1:52.40
3	Belgium	1:52.49
4	Ireland	1:52.56
5	Denmark	1:54.18
6	UNITED STATES	1:54.55
7	New Zealand	1:55.04
8	France	1:55.39
9	Italy	1:55.48
10	Norway	1:55.50
11	Brazil	1:55.57
12	Austria	1:56.02
13	Finland	1:56.04
14	Great Britain	1:56.07
15	Portugal	1:56.08
16	Japan	1:56.11
17	Switzerland	1:56.15
18	Russia	1:56.17
19	Germany	1:46.23
20	Jugoslavia	1:56.30
21	Holland	1:56.33
22	Spain	1:56.42
23	Argentina	1:57.16
24	Turkey	1:57.28
25	Greece	1:57.35
26	Canada	1:57.40
27	South Africa	1:58.10
28	Hungary	1:58.41
29	Lebanon	1:58.42
30	Malta	1:59.01
31	Sweden	1:59.42
32	Burma	1:59.54
33	Bermuda	2:00.08
34	Morocco	2:00.11
35	Kenya	2:00.11

Tuesday, September 6

1	Denmark	1:49.12
2	Russia	1:50.02
3	Australia	1:50.44
4	France	1:51.41
5	New Zealand	1:51.47
6	Jugoslavia	1:52.24
7	Bahamas	1:52.32
8	Norway	1:53.34
9	Greece	1:53.52
10	Great Britain	1:54.11
11	Hungary	1:55.20
12	Finland	1:55.36
13	Canada	1:55.49
14	Portugal	1:56.16
15	Belgium	1:56.25
16	Kenya	1:56.33
17	Spain	1:57.19
18	Brazil	1:57.25
19	Holland	1:58.35
20	UNITED STATES	1:58.53
21	Germany	1:58.55
22	Austria	1:59.11
23	Argentina*	1:59.25
24	Switzerland	2:00.00
25	Ireland	2:00.13
26	Turkey	2:01.16
27	Sweden	2:03.07
28	Bermuda	2:04.21
29	Morocco	2:04.35
30	Japan	2:05.03
31	Burma	2:05.10
32	South Africa	2:07.04
X	Italy	DNF
X	Malta	DNF
X	Lebanon	DNF

* later disqualified.

Wednesday, September 7

1	Canada	1:50.12
2	New Zealand	1:50.26
3	Argentine*	1:51.04
4	Finland	1:51.38
5	Belgium	1:51.55
6	UNITED STATES	1:52.25
7	Norway	1:52.30
8	Italy	1:52.39
9	Russia	1:52.40
10	Germany	1:52.41
11	Australia	1:52.45
12	Brazil	1:53.11
13	Sweden	1:53.25
14	Bahamas	1:53.45
15	Portugal	1:54.05
16	Burma	1:54.17
17	Ireland	1:54.20
18	Holland	1:54.36
19	Bermuda	1:54.45
20	Turkey	1:55.03
21	Morocco	1:55.37
22	Jugoslavia	1:55.38
23	France	1:55.56
24	Great Britain	1:56.40
25	Japan	1:56.47
26	Kenya	1:56.49
27	South Africa	1:56.52
28	Hungary	1:56.53
29	Austria	1:56.54
30	Switzerland	1:56.56
31	Spain	1:57.28
32	Malta	1:57.31
33	Greece	1:57.33
X	Denmark	DNS
X	Lebanon	DNS

Disqualified.
DNC—did not compete.



Spalding Francis Whitney Thompson Sullivan Prout Kirby

UNITED STATES OLYMPIC OFFICERS THROUGH THE YEARS 1896-1960

1896

No organization. Team competed under supervision of Prof. William M. Sloane of Princeton.

1900

Officers were elected by the American Olympic Committee, as follows:
President—A. G. Spalding
Secretary—James E. Sullivan, (also served as assistant director of Olympic Games)
Treasurer—Julian W. Curtis

1904

President—David R. Francis
Secretary—James E. Sullivan (also Director of Olympic Games)
Treasurer—Julian W. Curtis

1906

President—Caspar Whitney
Secretary—James E. Sullivan (also U. S. Olympic Commissioner by appointment of President Theodore Roosevelt)
Treasurer—Julian W. Curtis

1908

The three 1906 officers served again.

1910

President pro tem—F. B. Pratt
Secretary—James E. Sullivan
Treasurer—Julian W. Curtis

1912

President—Col. Robert M. Thompson
Secretary—James E. Sullivan (also U. S. Olympic Commissioner by appointment of President Taft)
Treasurer—Julian W. Curtis

1914

Upon death of James E. Sullivan, Justice Bartow S. Weeks succeeded to secretaryship.

1920

President — Gustavus Town Kirby
Secretary—Frederick W. Rubien
Treasurer—Willis H. Booth
The Association was formed following the 1920 Games.

1924

Officers were elected by the Association as follows:
President—Col. Robert M. Thompson
1st Vice-President—Henry G. Lapham
2nd Vice-President—Dwight F. Davis
3rd Vice-President—William F. Humphrey
Secretary—Frederick W. Rubien
Treasurer—Julius H. Barnes
Vice-President and Executive Officer—Major Gen. Henry T. Allen

1926

The Association at its regular election chose these officers:
President—William C. Prout
1st Vice-President — Dr. Graeme M. Hammond
2nd Vice-President—Dr. R. Tait McKenzie (resigned immediately after election)
3rd Vice-President — Major William C. Rose
Secretary—Frederick W. Rubien
Treasurer—John J. Raskob
The Association was later reorganized as follows:
President—Dr. Graeme M. Hammond
1st Vice-President — Judge Murray Hulbert
2nd Vice-President — Major William C. Rose
3rd Vice-President — Judge Rufus E. Foster
Secretary—Frederick W. Rubien
Treasurer—John J. Raskob
Auditor—A. Jocelyn H. Magrath
The Committee elected the following as its officers:
President—William C. Prout
Vice-Presidents—
Henry G. Lapham, William F. Humphrey, Robert S. Weaver, Judge Rufus E. Foster, Sheldon Clark

1928

Following Prout's death in 1927, Lapham resigned, and so did Humphrey and Weaver. Maj. Gen. Douglas MacArthur was elected 3rd Vice-President and, owing to vacancies above him, became President of the Committee. The vice-presidential line-up then became Humphrey, Weaver, George W. Wightman, Foster and Clark. The Committee was then composed of the following:
President—Maj. Gen. Douglas MacArthur
Secretary—Frederick W. Rubien
Treasurer—John J. Raskob
Vice-Presidents—
William F. Humphrey, Robert S. Weaver, George W. Wightman, Judge Rufus E. Foster, Sheldon Clark
President Emeritus — Col. Robert M. Thompson

1932

President—Avery Brundage
Vice-President—Dr. Charles W. Kennedy
Secretary—Frederick W. Rubien
Treasurer — George W. Graves
President Emeritus—Dr. Graeme M. Hammond

1936

President—Avery Brundage
Vice-President — Dr. Joseph E. Raycroft
Secretary—Frederick W. Rubien
Treasurer — Gustavus Town Kirby

1940—1944

The Association became the U. S. A. Sports Federation

IN MEMORIAM
John T. "Terry" McGovern
Dec. 9, 1876 —
May 26, 1960
Counselor for the United States Olympic Association 1924-1960

The four 1936 officers continued to serve during this period of enforced inactivity in Olympic affairs.

1948

The Association, again renamed as the United States Olympic Association, selected these officers:
President—Avery Brundage
Vice-President — Kenneth L. Wilson
Secretary—Asa S. Bushnell
Treasurer — Owen V. Van Camp
President Emeritus—Gustavus Town Kirby

1952

President—Avery Brundage
Vice-President — Kenneth L. Wilson
Secretary—Asa S. Bushnell
Treasurer — Owen V. Van Camp
President Emeritus—Gustavus Town Kirby

1956

President—Kenneth L. Wilson
Vice-President — Douglas F. Roby
Secretary—Asa S. Bushnell
Treasurer—R. Max Ritter
President Emeritus—Gustavus Town Kirby

1960

President—Kenneth L. Wilson
Vice-President — Douglas F. Roby
Secretary—Asa S. Bushnell
Treasurer—R. Max Ritter
President Emeritus — Avery Brundage



VIII OLYMPIC WINTER GAMES

SQUAW VALLEY, CALIFORNIA

FEBRUARY 18-28, 1960

Official United States Personnel
VIII Olympic Winter Games

Squaw Valley, California, Feb. 18-28, 1960

UNITED STATES OLYMPIC COMMITTEE ADMINISTRATIVE PERSONNEL

President and Chef de Mission
Kenneth L. Wilson, Wilmette, Ill.

Vice President
Douglas F. Roby, Detroit, Mich.

Secretary
Asa S. Bushnell, Princeton, N. J.
Thomas F. Lennon (ass't), New York, N. Y.

Treasurer
R. Max Ritter, Jenkintown, Pa.
H. Jamison Swarts, (ass't), Philadelphia, Pa.

Executive Director
J. Lyman Bingham, Harrison, N. Y.

Press Officer and Asst. Executive Director
Arthur G. Lentz, Pelham Manor, N. Y.

Transportation Chairman
Daniel J. Ferris, New York, N. Y.

Supplies and Equipment Chairman
Marion H. Miller, Chicago, Ill.
Max J. Lovell (ass't), New York, N. Y.

Food and Housing Chairman
Charles L. Ornstein, Washington, D. C.
Hermann C. Rusch (executive chef), White Sulphur Springs, W. Va.
Fred Moggiano (steward), Oakland, Calif.
Ado Taylor Sackett (stewardess), Atlantic City, N. J.

Armed Forces Representatives
Col. Carl C. Hinkle, Jr., USAF, Washington, D. C.
Col. L. W. Holdsaw, USMC, Washington, D. C.
Col. Donald F. Hull, USA, Washington, D. C.
Capt. F. R. Whitby, Jr., USN, Washington, D. C.

Photographer
Walter J. Maines, Madison, Wis.

Secretarial Staff
Vivian Stingley, New York, N. Y.
Suzanne T. West, Chicago, Ill.

Team Physician
Dr. Avery E. Sturm, Yosemite National Park, Calif.
Dr. Donald G. Atmore, Duluth, Minn. (Hockey)

Team Nurse
Mrs. Donald W. Brock, El Centro, Calif.

Team Trainers
Francis J. Boyle, University of Idaho, Moscow, Idaho
Edward Zantini, Princeton University, Princeton, N. J.
Ben Bertini, Lexington, Mass. (Ice Hockey)

BIATHLON
(Skiing and Shooting)
Team Coach
Harry "Hans" Wagner, Colorado Springs, Colo.
Officer-in-Charge
Col. Donald F. Hull (USA), Washington, D. C.
Squad Personnel
John C. Burritt, Hotchkiss, Colo.
Lawrence S. Dimon, Burlington, Vt.
Pfc. Gustave Hanson (USA), Denver, Colo.
Sgt. Richard Mize (USA), Gilman, Colo.
Alternate
Pfc. Ronald Sester (USA), Anchorage, Alaska

FIGURE SKATING
(Men and Women)
Team Manager
John P. Hart, Tacoma, Wash.
Team Chaperone
Mrs. Jack Fisher, Berkeley, Calif.
Men's Singles Squad Personnel
Robert L. Brewer, Alhambra, Calif.
Timothy T. Brown, Berkeley, Calif.
David W. Jenkins, Colorado Springs, Colo.
Women's Singles Squad Personnel
Carol E. Heiss, New York, N. Y.
Laurence R. Owen, Winchester, Mass.
Barbara A. Roles, Temple City, Calif.
Pairs Squad Personnel
Ila R. Hadley, Seattle, Wash.
Roy E. Hadley, Jr., Seattle, Wash.
Nancy Ludington, Roxbury, Mass.
Ronald Ludington, Roxbury Mass.
Maribel Y. Owen, Boston, Mass.
Dudley S. Richards, Boston, Mass.

ICE HOCKEY
Team Coach
John P. Riley, U. S. Military Academy, N. Y.
Team Manager
James H. Claypool, Duluth, Minn.
Team Physician
Dr. William G. Atmore, Duluth, Minn.
Team Trainer
Ben Bertini, Lexington, Mass.
Squad Personnel
Roger A. Christian, Warroad, Minn.
William D. Christian, Warroad, Minn.
Robert B. Cleary, Westwood, Mass.
William J. Cleary, Jr., Cambridge, Mass.
Eugene Grazia, West Springfield, Mass.
Paul Johnson, West St. Paul, Minn.
Pfc. Jack McCartan (USA), St. Paul, Minn.
John J. Kirrane, Brookline, Mass.
John Mayasich, Green Bay, Wis.
Robert P. McVey, Hamden, Conn.
Richard O. Meredith, Minneapolis, Minn.
Weldon H. Olsen, Marquette, Mich.
Edwyn R. Owen, St. Louis Park, Minn.
Rodney E. Paavola, Hancock, Mich.
Richard Rodenheiser, Malden, Mass.
Laurence J. Palmer, Wakefield, Mass.
Thomas M. Williams, Duluth, Minn.

SKIING
(Men and Women)
General Manager — Alpine Team
Dr. Amos R. Little, Helena, Mont.
Men's Alpine Team Coach
William Beck, Hanover, N. H.
Men's Alpine Squad Personnel
James M. Barrier, Kalispell, Mont.
Frank E. Brown, McCall, Idaho
Thomas A. Corcoran, Westfield, N. J.
Gordon L. Eaton, Littleton, N. H.
Charles T. Ferries, Denver, Colo.
Scott D. Gorsuch, Climax, Colo.
Max S. Marolt, Aspen, Colo.
Marvin A. Melville, Salt Lake City, Utah
Women's Alpine Team Coach
David Lawrence, Amado, Ariz.
Women's Alpine Team Chaperone and Assistant Manager
Andrea Mead Lawrence, Amado, Ariz.
Women's Alpine Squad Personnel
Beverly M. Anderson, Mullan, Idaho
Renie K. Cox, Port Leyden, N. Y.
Joan L. Hannah, Franconia, N. H.
Linda Meyers, Mammoth Lakes, Calif.
Penelope T. Pitou, Lacania, N. H.
Betsy B. Snite, Norwich, Vt.
Nordic and Jumping Team Manager
Dr. David J. Bradley, Ocean Ridge, Hanover, N. H.
Cross Country & Combined Team Coach
Sven E. Wilk, Western State College, Gunnison, Colo.
Nordic Squad Personnel
Charles Akers, Andover, Maine
Karl A. Bahlin, Minneapolis, Minn.
John R. Cress, Tahoe City, Calif.
John G. Dendahl, Boulder, Colo.
Theodore A. Farwell, Jr., Montague City, Mass.
Olavi E. Hirvonen, Jeffersonville, Vt.
Sven J. Johansen, Spenard, Alaska
2nd Lt. Peter J. Lahdenpera (USA), Fort Carson, Colo.
Sp/4c Edward M. Letson (USA), Lebanon, N. H.
Craig M. Lussi, Lake Placid, N. Y.
Lee E. Masoo, Matawan, N. J.
Andrew M. Miller, Crested Butte, Colo.
Alfred Vincelette, San Francisco, Calif.
Joseph P. Wilson, Lake Placid, N. Y.
Special Jumping Team Coach
Lloyd Severud, Chetek, Wis.
Special Jumping Squad Personnel
William P. Erickson, Kingsford, Mich.
Gene R. Kotlarek, Duluth, Minn.
Richard Rahal, Iron Mountain, Mich.
Jan J. St. Andre, Seattle, Wash.
Anston Samuelson, Boulder, Colo.
Robert C. Wedin, Iron Mountain, Mich.

SPEED SKATING
(Men and Women)
Team Coach
Edward J. Schroeder, Chicago, Ill.
Team Manager
Al Zirkel, West Allis, Wis.
Men's Squad Personnel
Floyd Bedbury, St. Paul, Minn.
William A. Carow, Madison, Wis.
William D. Disney, Alhambra, Calif.
Richard Hunt, Los Angeles, Calif.
Donald J. McDermott, Englewood Cliffs, N. J.
Richard T. McDermott, Evansville, Mich.
Keith E. Meyer, Glen Ellyn, Ill.
Eddie J. Rudolph, Northbrook, Ill.
Arnold H. Ulrfuss, Yonkers, N. Y.
Ross B. Zucco, Hollydale, Calif.
Women's Squad Personnel
Jeanne C. Ashworth, Wilmington, Mass.
Beverly J. Bahr, Northbrook, Ill.
Carmella K. Harrington, Wayne, N. J.
Barbara D. Lockhart, Park Ridge, Ill.
Kathleen F. Mulholland, Bronx, N. Y.
Mrs. Jeanne Omelenchuk, Detroit, Mich.



CHAMPIONSHIP HONORS in the women's figure skating singles won by Carol Heiss (shown above center on the winner's platform before the Tower of Champions) provided the first of three gold medals won by the United States in the 1960 Olympic Winter Games at Squaw Valley. At the left, are shown the two faces of the commemorative medal given to all Olympic Games participants. At the right, are shown the faces of the official championship medal given as first place (gold), second place (silver), and third place (bronze) awards.

SMASH HIT !

* * *

Olympic Winter Games at Squaw Valley Ruled Great Success

From any viewpoint, the VIII Olympic Winter Games staged in Squaw Valley, Calif., Feb 18-28, 1960, must be ruled an unqualified success.

Competitively, they provided not only world record breaking performances but, with one exception, evidenced an equality of high caliber contention among the 30 participating nations. Setting aside speed skating where Russia amassed 84 of its total 146 points in the popular but admittedly unofficial (7-5-4-3-2-1) accounting system, the battle for medal honors and high placements was wide open with resulting thrills that came from such close competition.

Technically, the facilities in all sports won enthusiastic approval from world authorities. In no other set of Olympic Winter Games has the competitor been so fortunate in the overall arrangements made for his benefit. This was the basic aim of the Winter Games Organizing Committee in its planning and preparation months before. Its accomplishment is gratifying endorsement.

(Continued on page 198)

United States Medal Winners In Winter Games

These athletes were the winners of gold, silver, and bronze medals, a record haul for the United States.

GOLD MEDALS

Men's Figure Skating
DAVID W. JENKINS, Colorado Springs, Colo.

Women's Figure Skating
CAROL E. HEISS, Ozone Park, Long Island, N. Y.

Ice Hockey
ROGER A. CHRISTIAN, Warroad, Minn.
WILLIAM D. CHRISTIAN, Warroad, Minn.
ROBERT B. CLEARY, Westwood, Mass.
WILLIAM B. CLEARY, JR., Cambridge, Mass.
EUGENE GRAZIA, West Springfield, Mass.
PAUL JOHNSON, West St. Paul, Minn.
JOHN J. KIRRANE, Brookline, Mass.
JOHN MAYASICH, Green Bay, Wis.
JOHN W. McCARTAN, St. Paul, Minn.
ROBERT P. McVEY, Hamden, Conn.
RICHARD O. MEREDITH, Minneapolis, Minn.
WELDON H. OLSON, Marquette, Mich.
E. ROBERT OWEN, St. Louis Park, Minn.
RODNEY E. PAAVOLA, Hancock, Mich.
LAURENCE J. PALMER, Wakefield, Mass.
RICHARD RODENHEISER, Malden, Mass.
THOMAS M. WILLIAMS, Duluth, Minn.

RECAPITULATION ON UNITED STATES MEDALS WON

Sport	G	S	B	Tot.
Biathlon	0	0	0	0
Figure Skating	2	0	2	4
Ice Hockey	1	0	0	1
Alpine Skiing	0	3	0	3
Nordic Skiing	0	0	0	0
Speed Skating	0	1	1	2
Totals	3	4	3	10

SILVER MEDALS

Women's Downhill Skiing
PENELOPE T. PITOU, Lacania, N. H.

Women's Slalom Skiing
BETSY B. SNITE, Norwich, Vt.

Women's Giant Slalom
PENELOPE T. PITOU, Lacania, N. H.

Men's Speed Skating
(500 Meters)
WILLIAM D. DISNEY, Alhambra, Calif.

BRONZE MEDALS

Pairs Figure Skating
NANCY and RONALD LUDINGTON, Roxbury, Mass.

Women's Speed Skating
(500 Meters)
JEANNE C. ASHWORTH, Wilmington, Mass.

Women's Figure Skating
BARBARA A. ROLES, Temple City, Calif.



SMASH HIT!

(Continued from page 197)

Artistically, of course, the Games were terrific! Against the snowy backdrop of the high Sierras, the colorful pageantry of this international sports classic captured the fancy of the thousands who came to Squaw Valley, their original skepticism soon giving way to enthusiastic acceptance. Through excellent camera and production work, CBS-TV treated millions more in the United States to breathtaking and stimulating views of all events in the 10-day program.

Olympic-wise, the impact on the American public must have been great. It had been nearly three decades since both the Olympic Games and its winter counterpart had been held in this country, and probably few remembered. Now, with infinitely more interest and participation in winter sports, particularly skiing, and with the vast improvements in public communication, the Squaw Valley venture found ready acceptance.

Biggest impression, of course, was made by the tremendous triumph posted in ice hockey by the spirited American team. Beyond a doubt, this was something that stirred the collective heart of the nation. In many respects, this was the "big one," readily understood by a team sport conscious public. "We beat Russia and Canada" —was the prefacing statement made by thousands of Americans engaging in post-game discussions.

* * *

Encouraging also was the overall improvement in the United States' participation, the results in every phase of competition pointing up to the fact that the Americans are on the upgrade in sports where they have been low-rated internationally. While the number of gold medals won—three —is no record for the USA as far as all-time annals attest, still the total collection of nine medallists (including four silver and two bronze) is the best in post-war Olympic Games since 1948 when the USA took 10 (three golds, five silvers, and two bronze).

More important, however, is that in most cases, the USA athletes placed higher than ever before. Obviously that means the development program fostered by the U. S. Olympic Committee and national sports associations is beginning to make some headway. Certainly the training squad program of the USOC aided considerably but there must be continued progress not only in providing a wider base of competitive participation but in materially increasing the opportunities for international competition during the interim years.

DISTRIBUTION OF MEDALS AT 1960 OLYMPIC WINTER GAMES

	*Official Listings** All Competitions Placings				*Actual Totals** Medal Distribution			
Nation	*1st*	*2nd*	*3rd*	*Total*	*1st*	*2nd*	*3rd*	*Total*
Russia	5	4	8	17	5	6	27	38
UNITED STATES	3	4	3	10	19	4	4	27
Germany	4	3	1	8	4	4	1	9
Finland	1	3	2	7	5	3	4	12
Norway	3	3	0	6	3	6	0	9
Austria	1	2	3	6	1	2	3	6
Sweden	1	2	2	6	4	2	2	8
Canada	2	1	1	4	3	17	1	21
France	1	0	2	3	1	0	2	3
Switzerland	1	0	2	3	2	2	0	4
Poland	0	1	1	2	0	1	1	2
Holland	0	1	1	2	0	1	1	2
Italy	0	0	1	1	0	0	1	1
Czechoslovakia	0	1	0	1	0	0	0	0
	25	25	25	75	47	47	47	141

* In official placings, only one medal is credited to a country in a team classification. For example, U. S. A. was awarded only the gold medal in Ice Hockey, however there were 17 players on the squad, each of whom received a gold medal. Relay teams in Cross Country Skiing are other similar examples, thus leading to a compilation of actual medals given.

DISTRIBUTION BY SPORTS

BIATHLON

	G	S	B	Tot.
Sweden	1	0	0	1
Finland	0	1	0	1
Russia	0	0	1	1

FIGURE SKATING

UNITED STATES	1	0	2	3
Canada	1	0	1	2
Czechoslovakia	0	1	0	1
Holland	0	1	0	1
Germany	0	1	0	1

ICE HOCKEY

UNITED STATES	1	0	0	1
Canada	0	1	0	1
Russia	0	0	1	1

ALPINE SKIING — MEN

Austria	1	2	1	4
France	1	0	2	3
Switzerland	1	0	0	1
Germany	0	1	0	1

ALPINE SKIING — WOMEN

UNITED STATES	0	3	0	3
Germany	1	0	1	2
Canada	1	0	0	1
Switzerland	1	0	0	1
Italy	0	0	1	1

NORDIC CROSS COUNTRY — (MEN)

Finland	2	1	1	4
Sweden	1	1	1	3
Norway	1	1	0	2
Russia	0	0	1	1

NORDIC CROSS COUNTRY — (WOMEN)

Russia	2	2	1	5
Sweden	1	0	0	1
Finland	0	0	1	1

MEN'S NORDIC COMBINED

Germany	1	0	0	1
Norway	0	1	0	1
Russia	0	0	1	1

MEN'S SKI JUMPING

Germany	1	0	0	1
Finland	0	1	0	1
Austria	0	0	1	1

MEN'S SPEED SKATING

Russia	2	2	2	6
Norway	2	1	0	3
UNITED STATES	0	1	0	1
Holland	0	0	1	1
Sweden	0	0	1	1

WOMEN'S SPEED SKATING

	G	S	B	Tot.
Russia	3	2	1	6
Germany	1	1	1	3
Poland	0	1	1	2
UNITED STATES	0	0	1	1
Finland	0	0	1	1

UNITED STATES PLACINGS IN ALL SPORTS EVENTS AT OLYMPIC WINTER GAMES (1960)

Biathlon (Skiing & Shooting)			
Figure Skating:	14	21	23
Men's Singles	1	5	7
Women's Singles	1	3	6
Pairs — Couples	3	10	11
Ice Hockey	1		
Ski-Alpine Events			
Men's Downhill	14	17	18
Men's Slalom	9	27	DQ
Men's Giant Slalom	4	14	16
Women's Downhill	2	13	DQ
Women's Slalom	2	9	26
Women's Giant Slalom	2	4	36
Ski-Nordic Events			
Men's 15 Kilometer Cross Country	22	46	48
Men's 30 Kilometer Cross Country	27	42	43
Men's 50 Kilometer Cross Country	17	26	29
Men's 4 x 10 Kilometer Cross Country Relay	11		
Men's Nordic Combined (Jump. & Cr. Cry.)	26	27	29
Special 80-m. Jumping	7	28	32
Women's 10 Kilometer Cross Country	Did not enter		
Women's 3x5 Kilometer Cross Country Relay	Did not enter		
Speed Skating			
Men's 500 meters	2	7	10
Men's 1500 meters	17	22	29
Men's 5000 meters	14	17	20
Men's 10000 meters	10	15	
Women's 500 meters	3	10	16
Women's 1000 meters	8	15	
Women's 1500 meters	11	15	18
Women's 3000 meters	8	18	19

OFFICIAL UNITED STATES OLYMPIC WINTER TEAM PERSONNEL AT SQUAW VALLEY, CALIF.

Sport	*Competitors*		*Coaches*		*Managers*		*Totals*	
Category	*M*	*W*	*M*	*W*	*M*	*W*	*M*	*W*
Biathlon (skiing and shooting)	5	0	1	0	1	0	7	0
Figure Skating	6	6	—	—	1	1*	7	7
Ice Hockey	17	0	1	0	1	0	19	0
Skiing	28	6	4	0	2	1*	34	7
Speed Skating	10	6	1	0	1	0	12	6
Medical, Training, Transportation, Food and Housing, Supplies and Equipment, and Administrative Staff	—	—	—	—	—	—	24	4
Totals	66	18	7	0	6	2	103	24

*Also served as chaperone.



Swedish Carpenter Best In Biathlon Tests Of Combined Skills In Skiing And Shooting

THE result of the shooting competition determined the first Biathlon championship of the Winter Olympics. Klas Lestander, a Swedish carpenter, hit all 20 of his targets and upset the favored Russians in the combination event that calls for cross country skiing and rifle marksmanship.

The Russians and the United States quartet of John Burritt (14th), Richard Mize (21st), Gustav Hanson (23rd) and Larry Damon (24th), fell down in their shooting.

World champion Vladimir Melanjin and his conqueror in Russia, Aleksandr Privalov, both had better times for the 20-kilometer (about 12½ miles) ski race than Lestander and silver medalist Antti Tyrvainen of Finland but had to settle for third and fourth places. Two other Russians took fifth and sixth.

Although the military-type event was comparatively new for the Americans, they had hoped for fairly high placings because of the victory by Damon over Lestander in the 1959 North American championship over the same McKinney Creek course in the Squaw Valley area.

* * *

The Biathlon calls for five rifle shots at each of four ranges on the course. At 6.5 kilometers, the distance is 200 meters; at 9.5 kilometers it is 250 meters; at 12.5 kilometers it is 150 meters, and at 15 kilometers it is 100.

For every miss a penalty of two minutes is added to the cross country time. The event is a test of speed, stamina and shooting ability under pressure. The competitors ski around the course with their rifles strapped to their backs.

The 5-foot-9 Lestander had all the essentials in the face of competition from the world's best. He was timed at 1:33:21.6 in the cross country, slower than 14 others in the field of 30, but his deadly firing proved the big difference.

Tyrvainen lost his chance of victory with one miss each at the first two ranges. His ski time was 1:29:57.7, but he was penalized four minutes for an adjusted time of 1:33:57.7.

Privalov, after hitting all five targets on the first three ranges, faltered on the last and missed three. He finished with an adjusted time of 1:34:

BIATHLON
(Skiing and Shooting)

54.2 which included six penalty minutes.

Melanjin had a fast time of 1:27:42.4 but had four misses—one each on the first two ranges and two on

(Continued on page 206)

1959 NORTH AMERICAN CHAMPIONSHIPS
Squaw Valley, Calif.

20KM Cross-Country Ski & Shoot Biathlon — March 3, 1959

Place	Name	Country	Elapsed Time	Penalty Time	Total Time
1	Lawrence Damon, U.S. Army		1:34:09.3	14	1:48:09.3
2	Dick Mize, U.S. Army		1:46:21.9	8	1:54:21.9
3	Klas Lestander, Sweden		1:40:51.6	14	1:54:51.6
4	John Burritt, U.S. Army		1:58:06.6	8	1:58:06.6
5	Jim Mahaffey, SRMSA		1:50:11.4	12	2:02:11.4
6	Gustav Hanson, U.S. Army		1:47:09.9	16	2:03:09.7
7	Maurice Paquette Jr., U.S. Army		1:49:12.5	14	2:03:12.5
8	Wesley Spencer, SRA		1:47:27.5	16	2:03:27.6
9	Robert Collins, U.S. Army		1:50:32.9	16	2:06:32.9
10	William Budd, U.S. Army		1:48:54.2	16	2:06:54.2
11	Walter Jackson, U.S. Army		1:45:32.4	24	2:09:32.4
12	Philip Jebert, U.S. Army		2:03:12.4	10	2:13:12.4
13	Paul Schweikert, U.S. Army		2:01:37.3	12	2:13:37.3
14	Norman Shutt, Gr. Brit.		1:56:19.8	28	2:24:19.8
15	Bill Smith, SRMSA		2:03:11.1	24	2:26:11.1
16	Bryan Samuelsen, FWSA		1:56:26.6	32	2:28:26.6
17	Hans Aune, FWSA		2:15:37.7	24	2:39:37.7
18	Lea Sjogren, FWSA		2:33:44.6	30	2:44:36.0

Did not finish—Walter Walton, FWSA.

NOTE—In final training trials at Camp Hale, Colorado, Jan. 20-24, 1960 members were thoroughly tested, the course being fired and run on three different days. The final order of finish, based on composite scores, had as leaders, Pfc. Gustav Hanson, Sat-4; a Richard Mize, Lawrence S. Damon, John C. Burritt, Lt. Peter J. Lahdenpera, and Pfc.

OFFICIAL SUMMARIES
1960 WINTER OLYMPIC GAMES — BIATHLON

Place	Name of Contestant	Representing	Time
1	Klas Lestander	Sweden	1:33:21.6
2	Antti Tyrvainen	Finland	1:33:57.7
3	Aleksandr Privalov	U. S. S. R.	1:34:54.2
4	Vladimir Melanin	U. S. S. R.	1:35:42.4
5	V. Pshenitsin	U. S. S. R.	1:36:45.8
6	Dmitriy Sakelov	U. S. S. R.	1:38:35.0
7	Ole Waerhaug	Norway	1:38:35.8
8	Gustav Jon Jenssen	Finland	1:39:17.0
9	Lars Wandel	Norway	1:41:33.2
10	Henry Hermansen	Norway	1:42:30.1
11	Jon Istad	Norway	1:43:26.3
12	Teppo Leinonen	Finland	1:44:35.2
13	Ingvar Jonsson	Sweden	1:46:36.6
14	Lawrence S. BURRITT	U. S. A.	1:46:36.6
15	Esko J. Laine	Finland	1:47:39.3
16	Sven Agne	Sweden	1:48:28.9
17	Harri Hiukka	Finland	1:48:29.9
18	Veikko O. Tuokinen	Finland	1:50:29.7
19	Arvid J. Viklund	Sweden	1:54:07.8
20	Kurt Hinze	Germany	1:54:36.5
21	RICHARD MIZE	U. S. A.	1:55:54.2
22	Rene Monnier	France	1:56:08.5
23	Gustav HANSON	U. S. A.	1:56:58.2
24	LAWRENCE S. DAMON	U. S. A.	1:57:09.3
25	Victor Arbez	France	1:58:18.8
26	Pal Solgo	Hungary	1:59:14.5
27	Gilbert Mercier	France	1:59:29.5
28	Jan Kocman	Czech.	2:00:29.9
29	John A. G. Moore	Great Britain	2:01:38.0
30	Norman L. Shutt	Great Britain	2:01:38.0

Ronald Seater. The first four were named to the U. S. Olympic team. Seater was named alternate. Lahdenpera, having represented the U. S. in Olympic ski team, withdrew.

Great Performances By Carol Heiss, David Jenkins Extended U. S. A. Figure Skating Reign

CAROL HEISS, as graceful as an accomplished ballerina, and dynamic David Jenkins came through like champions do under pressure to maintain American supremacy in Olympic figure skating.

In winning the individual gold medals in the Blyth Arena, they provided two of the three Olympic championships won by the United States at Squaw Valley. And, by following up the victories of Tenley Albright and Hayes Alan Jenkins, David's brother, at Cortina, Italy, in 1956, they enabled the US to become the first nation to accomplish grand slams of both crowns in two Olympics in a row.

David Jenkin's come-from-behind triumph was the fourth straight for the USA in men's singles, equalling the record set by Sweden in sweeping the titles in 1908, 1920, 1924 and 1948. Dick Button started the American parade by winning in 1948 and 1952.

* * *

The victory of the incomparable Canadian team of Barbara Wagner and Bob Paul in the Pairs made it the first sweep of all three championships by North Americans. The beautifully synchronized Toronto tandem, three-times world champions, was the first non-European team ever to win the Olympic gold medal in this entertaining event, calling for unison, harmony and the spectacular for spice.

In addition to the two golds, the US team captured two bronze medals. Barbara Ann Roles took third behind Carol and the European champion, Sjoukje Dijkstra of the Netherlands in figure skating, and the husband-wife duo of Ronald and Nancy Ludington of Roxbury, Mass., finished third in the Pairs behind the Canadians and the German teen-age tandem of Marika Kilius and Hans Baumler.

Miss Heiss's victory was the first in the 1960 Games for the United States.

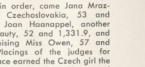

Fourteen of the 27 championships already had been decided when the 20-year-old co-ed from New York University sent the Stars and Stripes fluttering atop the victory pole with her near flawless free skating exhibition.

This performance clinched the gold medal that she had virtually wrapped up with her masterful display in the compulsory figures, which counts 60 per cent of the total. The honey-haired Carol led from the very first of the five compulsory figures with Miss Dijkstra second and Miss Roles third. At the finish, Miss Heiss received a perfect placing total of nine ordinals —first place by all nine judges—and 1,490.1 points. Miss Dijkstra, an 18-year-old blonde, had 20 ordinals and 1,424.8 points. Miss Roles, a blonde co-ed from Temple City, Calif., was third with 26 ordinals and 1,414.9 points.

Then, in order, came Jana Mrazkova of Czechoslovakia, 53 and 1,338.7; Joan Haanappel, another Dutch beauty, 52 and 1,331.9, and the promising Miss Owen, 57 and 1,343. Placings of the judges for fourth place earned the Czech girl the higher position over Miss Haanappel and fifth place was decided in a similar manner.

* * *

The victory for Miss Heiss climaxed 14 years of dedicated training and fulfilled a promise made in 1956 to her dying mother that she would win the Olympic gold medal. This she vowed after finishing second to Tenley Albright at Cortina by just 1.65 points—169.67 to 168.02.

Her magnificent exhibition in the free skating stirred the capacity crowd of 8,500 to tears and cheers. Clad in crimson costume, embellished with spangles and a tiara in her blonde hair, she bedazzled the judges, her opposition and the spectators with her sheer artistry. It was an enthralling four minutes for the crowd as Carol, to the accompaniment of a medley score from Tchaikovsky, Delides and Rossini, glided over the ice, spinning and leaping with feathery lightness. When she executed the double Axel and double Salchow, the crowd stood and cheered. When it was all over there were cries of "bravo" and "six, six six"—the perfect score. She didn't get six but she came mighty close. Even Japanese judge, Shotaro Kobayashi, who had been scoring very conservatively, awarded her 5.5 points for general impression and 5.6 for sporting merit. The other scores all ranged from 5.7 to 5.9.

Miss Roles was brilliant, too, in her free skating, and was second only to Carol. Carol earned 652.3 points for this phase and Miss Roles 642.0. Miss Dijkstra received 632.8 and Miss Owen 601.3.

In the compulsory figures, the scores were Miss Heiss, 837.8, Miss Dijkstra, 792.0, Miss Roles, 772.9 and Miss Owen, 731.7.

Seven of the 26 girls from 12 nations tumbled and two collapsed, gasping for breath, in the thin air of the high altitudes.

* *

In the men's competition, David Jenkins, a 23-year-old medical student from Western Reserve, had to make up a 22-point deficit in the five-minute free skating at the end of the compulsory figures, Karol Divin, 23, of Czechoslovakia led with 797.7 points followed by Jenkins, 775.2, Alain Giletti of France, 762.7; Don Jackson of Canada, 751.4, Tim Brown, 748.9, and Bob Brewer, 724.6.

Now it was up to Jenkins, reigning and three-time world champion and considered the outstanding free skater of them all, to make it up in his specialty. And make it up he did, in an electrifying display of leaps and whirls and acrobatic twists. At times it looked like the lithe, 5-foot-6, 127-pounder was going to leap clear out of the arena. He displayed his triple Salchow and triple loops, and at one stage, when he leaped high and came into a sit-spin, the crowd was breathless, fearful he would tumble. But he didn't.

"I think it was the best I've done under pressure," he said afterwards.

(Continued on page 206)


Brown


Roles


Jenkins


Heiss


Brewer


L. Owen


Fisher


Hart


N. Ludington


R. Ludington


Richards


Owen


R. Hadley


I. Hadley

A GREAT LOSS

When a giant Sabena Boeing jet airliner plunged to earth just outside Brussels, Belgium, on the morning of Feb. 15, 1961, killing all 72 persons aboard, it underscored a tragic turn of events which not only was appalling but which seemed almost unreal, for in that plane were 17 members of the U. S. figure skating team enroute to the world championships in Prague, light heartedly discussing their chances for victory. It was the worst disaster in American sports history.

Of the 17 youthful team members, five had represented the USA in the 1960 Olympic Winter Games at Squaw Valley—Laurence Owen in the women's singles, Maribel Owen and Dudley Richards, Ila Hadley and Roy Hadley, in the pairs. Two others, Bradley Lord and Stephanie Westerfield, had just missed a place on the U. S. Olympic team, placing fourth in their respective trials. With the team and part of the US contingent that numbered 33 persons in all were two well known Olympic figures. One was Maribel Vinson Owen, mother of Laurence and Maribel, and herself a nine-time American champion and three times an Olympian (1928-32-36). The other was 81-year-old Walter S. Powell, secretary of the U. S. Olympic Figure Skating Committee and long a respected figure skating official of international repute.

All members of the U. S. Olympic Committee are grief-stricken over this tragedy which took the lives of so many promising youths at the threshold of brilliant careers, not only in their chosen sport, but as useful and representative citizens of their country. Said President J. F. Kennedy, "Our country has sustained a great loss of talent and grace which had brought pleasure to people all over the world".

OFFICIAL SUMMARIES — FIGURE SKATING — 1960 OLYMPIC WINTER GAMES

Men's Singles

Place	Name of Contestant	Representing	Sum Ord	Total Points
1	DAVID W. JENKINS	U. S. A.	10.0	1440.3
2	Karol Divin	Czech.	27.0	1414.5
3	Donald Jackson	Canada	31.0	1401.0
4	Alain Giletti	France	31.0	1399.2
5	TIMOTHY T. BROWN	U. S. A.	43.0	1374.1
6	Bob Brewer	Canada	44.0	1369.8
7	ROBERT L. BREWER	U. S. A.	64.0	1320.5
8	m. Schwelldorfer	Germany	75.0	1303.3
9	Tito Goetzel	Germany	86.0	1282.4
10	Donald McPherson	Canada	93.0	1279.7
11	Hayes Jenkins	U. S. A.	103.0	1257.6
12	Christopher Jones	Great Britain	115.0	1230.4
13	Peter Jonas	Austria	115.0	1213.2
14	Nobuo Sato	Japan	125.0	1206.8
15	David W. Clements	Great Britain	135.0	1174.7
16	Emmerich Danzer	Austria	141.0	1171.2
17	Tim Sommer	Australia	142.0	1071.5
18	William Cherrell	Australia	162.0	1042.2

Women's Singles

Place	Name of Contestant	Representing	Sum Ord	Total Points
1	CAROL HEISS	U. S. A.	9.0	1490.1
2	Sjoukje Dijkstra	Netherlands	20.0	1424.8
3	BARBARA A. ROLES	U. S. A.	26.0	1414.9
4	Jana Mrazkova	Czech.	53.0	1338.7
5	Joan Haanappel	Netherlands	52.0	1331.9
6	LAURENCE C. OWEN	U. S. A.	57.0	1343.0
7	Regine Heitzer	Austria	56.0	1327.9
8	Anna Galmarini	Italy	79.0	1295.0
9	Karin Frohner	Austria	99.0	1266.0
10	Sandra Tawkesbury	Canada	79.0	1296.1
11	Sharon Rogers	Canada	98.0	1275.0
12	Wendy Grimer	Canada	98.0	1275.0
13	Dany Pignolet	France	107.0	1259.8
14	Barbara E. Martin	Germany	132.0	1219.8
15	Patricia A. Pasley	Great Britain	134.0	1213.8
16	Carla Tchetchetski	Italy	143.0	1201.1

Place	Name of Contestant	Representing	Sum Ord	Total Points
17	Jacqueline Lacroix	Japan	158.0	1176.5
18	Ursel Barkey	Germany	166.0	1164.5
19	Evelyn P. Kreo	Great Britain	160.0	1160.3
20	Liliane Croce	Switz.	171.0	1157.4
21	Fumiko Kato	Japan	184.0	1141.6
22	Frosi Schmid	Germany	186.0	1141.5
23	Marina Soja	S. Africa	210.0	1000.9
24	Aileen Shaw	Australia	221.0	963.7
25	Patricia Eastwood	S. Africa	219.0	970.8
26	L. Wright	Australia	232.0	890.2

Pairs

Place	Name of Contestant	Representing	Sum Ord	Total Points
1	Barbara A. Wagner Robert Paul	Canada	7.0	80.4
2	Marika Kilius Hans Baumler	Germany	19.0	76.8
3	NANCY LUDINGTON RONALD LUDINGTON	U. S. A.	27.5	76.2
4	Otto Jelinek Margaret Osel	Canada	26.0	75.9
5	Franz Ningel Marika Kilius	Germany	36.5	72.5
6	Stanislav Zuck Rita Blumenberg	U. S. S. R.	38.0	72.3
7	Oleg Protopopov MARIBEL Y. OWEN	Germany	53.0	70.2
8	DUDLEY S. RICHARDS RAY C. HADLEY	U. S. S. R.	60.5	68.6
9	RAY C. HADLEY Jacqueline Mason	U. S. A.	69.0	67.5
10	Marvin Rosen	U. S. A.	78.0	65.0
11	Gwyn Jones Marcelle Matthews	Australia	83.0	63.7
12		S. Africa	85.5	63.6

1960 NATIONAL FIGURE SKATING CHAMPIONSHIPS

Seattle, Washington, Jan. 27-30
(Designated as U. S. Olympic Trials)

MEN'S SINGLES—won by David Jenkins, Colorado Springs, Colo., 6 ordinals; 2—Timothy Brown, Berkeley, Calif., 9 ordinals; 3—Robert Brewer, Alhambra, Calif., 19 ordinals; 4—Bradley Lord, Swampscott, Mass., 19 ordinals; 5—Gregory Kelley, Newton Center, Mass., 22 ordinals; 6—Nelson Barlow, Tulsa, Okla., 30 ordinals.

WOMEN'S SINGLES—won by Carol Heiss, Ozone Park, L.I., N.Y., 5 ordinals; 2—Barbara Roles, Temple City, Calif., 9 ordinals; 3—Laurence Owen, Winchester, Mass., 13 ordinals; 4—Stephanie Westerfield, Colorado Springs, Colo., 20 ordinals.

PAIRS—won by Nancy and Ronald Ludington, Roxbury, Mass., 5 ordinals; 2—Maribel Owen and Dudley Richards, 12 ordinals; 3—Ila Hadley and Roy Hadley, 14 ordinals, Seattle, Wash., 14 ordinals; 4—Joyce Jones and Karl Freed, Cincinnati, Ohio, 21 ordinals.

United States' Will-To-Win Vital Factor In Olympic Ice Hockey Championship Success

A UNITED STATES hockey team that was scarcely considered to have the slightest of chances to take the Olympic crown wrote a memorable chapter in the annals of the Winter Games by sweeping undefeated to the championship at Squaw Valley.

Rated decided underdogs to at least three teams — the defending champions from Soviet Russia, Canada's vengeance-minded world champions, and Czechoslovakia's more experienced sextet—the pickup USA group became a "Team of Destiny" in gaining America's first Olympic hockey title.

The key victory was a 2-1 heartstopper over the talented and experienced Canadians.

* * *

"It was the same as if they had beaten us in baseball or basketball," whooped the Americans as they went over this formidable hurdle.

"The success was predicated on condition, dedication and team effort," said Team Coach Jack Riley of the U. S. Military Academy.

Other important factors were the inspirational leadership of Riley and team captain Jack Kirrane, a fireman from Brookline, Mass., and the brilliant play—when it counted most—of goal-tender Jack McCartan and two brother acts—Billy and Bob Cleary and Roger and Billy Christian. McCartan, a 6-foot-1, 195-pounder, made one unbelievable save after another in repelling waves of attackers in the crucial contests with Canada and Russia. Riley, a one-time star at Dartmouth and a member of the 1948 Olympic team, summed it up in his report thusly:

"The pivotal win, of course, was the 2-1 conquest of Canada. The Canadians were, as usual, big strong, fast and rough. Beating them gave impetus to our cause, instilled new confidence in the squad, and set the stage for the sterling 3-2 victory over Russia. The win over Russia was historic in that it was the first for a US hockey team over the Soviets. It was truly inspiring and captured the imagination of all Americans.

"There can be no equivocation that this was truly a solid team effort. However, I would have to single out the superb play of several players in deference to their individual achievements.

"Jack McCartan was virtually unbeatable in the goal. John Mayasich was a potent factor defensively and his slap shot was a menace to most goalies. Billy and Bob Cleary of Boston and Roger and Billy Christian of Warroad, Minn., were not only the leading scorers, but also contributed memorable clutch performances.

"Roger Christian's four-goal effort in the climactic game with the Czechs is one of the most memorable feats in Olympic annals. The United States trailed, 4-3, after two periods when Roger came to the rescue with a "hat trick" (three goals) in the final period.

"Bill Christian's two goals against the Russians undoubtedly will be recalled as one of the most brilliant

ICE HOCKEY

individual efforts ever by an American in Olympic competition.

"Undeniably, the four-week training period at West Point was the greatest single factor in the success of the squad. Conditions at West Point were ideal. There were no major distractions and ice facilities at Smith Rink were near-perfect. Constantly the squad was possibly the best conditioned in the tournament. Where the Canadians and Russians finished strong in previous Olympics, the US held the upper hand in the closing minutes of each game."

* * *

As Walter Brown, the chairman of the U. S. Olympic Ice Hockey Committee, pointed out, Riley's handling of the team and his selection of the players were major contributions to the history-making triumph.

"We made changes in the team right up until the deadline for the filing of entries, and I must say they proved to be all for the better," said Brown.

By the time the preliminary competition was ready to start on Feb. 17, Riley had his final squad of 17 in great condition.

Six of the team had previous Olympic experience, Kirrane was on the 1948 team while Billy Cleary, Mayasich, Meredith, Olson and Rodenheiser were on the 1956 team that beat Canada and lost to Russia in finishing second.

In the preliminary three-team round robin to determine two finalists, the USA rallied to whip Czechoslovakia, 7-5, and trounced Australia, 12-1. In the first game, Mayasich, with three solo goals including the winner, and one assist, led the offense. The Czechs held a 4-3 lead going into the last period. The USA erupted for four goals and it was all over. Johnson, on passes from Mayasich and McVey, tied the score, 4-4, at 1:58. Then Mayasich, a 6-foot, 180-pounder, golfed a shot from the blue line that got past the goalie for a 5-4 lead. Williams followed with his second goal of the game and Billy Cleary skated brilliantly through the Czech defense for a solo score.

Almost everyone got into the scoring act against the out-manned Australians, Mayasich and Meredith each scored twice. The other scorers were Olson, Johnson, Rodenheiser, Bob Cleary, Williams, Owen, Roger, Christian and Kirrane.

This put the US into the six-team championship round robin. They won in the following order: Feb. 22, 6-3 over Sweden; Feb. 24, 9-1 over Germany; Feb. 25, 2-1 over Canada; Feb. 27, 3-2 over Russia, and Feb. 28, 9-4 over Czechoslovakia.

Against the burly but injury-weakened Swedes, the US jumped off to a 4-0 lead in the first period, Roger Christian fired in the first goal and added one each in the next two periods for the "hat trick." Bob Cleary, McVey and Johnson scored the other goals. Billy Christian received three assists and Billy Cleary and Williams

Continued on page 206

* * *

1960 U. S. OLYMPIC ICE HOCKEY TRIALS

During the period of Nov. 1 to Dec. 1, 1959, sub-sectional tryouts were held throughout the nation to screen all promising Olympic talent. Later, Dec. 1 to 23, final sectional tryouts were held. Eastern candidates reporting at Boston and Western candidates at Minneapolis. From these trials, a squad of 22 players was selected and this group trained at West Point, N. Y., Dec. 27 to Jan. 15 before a final team complement of 17 players was selected.

Those reporting to the U. S. Military Academy at West Point were:

Larry Alm (Minnesota), Minneapolis, Minn.; Robert Dupuis (Boston U.) Peabody, Mass.; Thomas Harvey (U. S. Military Academy), Alexandria, Va.; John J. Kirrane, Brookline, Mass.; Robert E. Owen (Harvard), St. Louis Park, Minn.; Rodney Paavola (U. S. Army), Hancock, Mich., defense.

Herbert Brooks (Minnesota), St. Paul, Minn.; Richard Burg (Minnesota), Edina, Minn.; William Christian (Minnesota), Warroad, Minn.; Roger Christian, Warroad, Minn.; Eugene Grazia (Michigan State), West Springfield, Mass.; George Higginbotham (Harvard), Belmont, Mass.; Paul Johnson, West St. Paul, Minn.; Robert McVey (Harvard), Hamden, Conn.; Richard Meredith (Minnesota), Minneapolis, Minn.; Lt. James R. O'Connor (U. S. Military Academy), Wayland, Mass.; Weldon Olson (Michigan State), Marquette, Mich.; David R. Osterbridge (McGill U.), Princeton, N. J.; and Thomas Williams, Duluth, Minn., forwards.

Michael Korin (Middlebury), Clinton, N. Y.; Harry Batchelder (Brown U.), Peabody, Mass.; and Lawrence J. Palmer (U. S. Military Academy), Wakefield, Mass., goalie.

Later on, John W. McCartan (Minnesota), St. Paul, Minn. was added as goalie, while Robert Cleary (Harvard), Westwood, Mass. and William Cleary (Harvard), Cambridge, Mass. were placed on the squad as defense and forward players respectively.

Players replaced were Dupuis, Brooks, Batchelder, as the training tour began. By the time the tour was nearly completed, the final 17-player complement had been determined. Richard Rodenheiser, Malden, Mass., defense; and John Mayasich (Minnesota), Green Bay, Wis., center, were added while Burg, Harvey, Higginbotham, Korin, O'Connor, Osterbridge were dropped.

Scores of the Training Tour

Jan. 2—U. S. Olympic team 8, U. S. Military Academy 0 (at Huntington, L. I.).

Jan. 9—U. S. Olympic team 7, Country Kitchens 2 (at Lewiston, Me.).



OLYMPIC ICE HOCKEY
INDIVIDUAL SCORING
UNITED STATES PLAYERS

Player	Championship Round			Preliminaries		Grd. Tot.
	G	A	Tot.	G	A	Pts.
W. Cleary	6	6	12	1	1	14
R. Christian	7	2	9	1	1	11
R. Cleary	5	3	8	1	1	10
W. Christian	2	5	7	0	4	11
J. Mayasich	3	2	5	5	2	12
R. McVey	2	2	4	0	2	6
T. Williams	1	2	3	3	2	8
J. Kirrane	0	3	3	1	0	4
P. Johnson	3	2	5	2	1	8
R. Meredith	0	1	1	2	1	4
W. Olson	0	1	1	1	0	2
R. Rodenheiser	0	1	1	1	0	2
R. Owen	0	1	1	0	2	3
R. Paavola	0	0	0	0	1	1
E. Grazia	0	0	0	0	0	0
	29	33	62	19	18	99

Jan. 10—U. S. Olympic team 9, Berlin Maroons 2 (at Berlin, N. H.).

Jan. 11—U. S. Olympic team 18, College Combine 5 (at Boston, Mass., USA playing and defeating Boston University (5-2), Northeastern (6-0), and Harvard (5-1) in one period sessions and tying Boston College 2-2.)

Jan. 16—U. S. Olympic team 5, Ramblers 4 (at Philadelphia).

Jan. 17—Bobcats 6, U. S. Olympic team 3 (at Green Bay, Wis.)

Jan. 19—U. S. Olympic team 5, Michigan Tech 1 (at Houghton, Mich.)

Jan. 20—Michigan Tech 5, U. S. Olympic team 2 (at Houghton).

Jan. 21—U. S. Olympic team 4, University of Minnesota 4 (at Minneapolis).

Jan. 23—U. S. Olympic team 6, University of Minnesota 2 (at Minneapolis).

Jan. 26—U. S. Olympic team 8, University of Minnesota, Duluth Branch 3 (at Duluth, Minn.).

Jan. 31—Warroad Lakers 7, U. S. Olympic team 3 (at Warroad, Minn.).

Feb. 1—U. S. Olympic team 7, North Dakota University 2 (at Grand Forks, N. D.).

Feb. 2—U. S. Olympic team 8, North Dakota University 8 (at Grand Forks, N. D.).

Feb. 5—Denver University 7, U. S. Olympic team 5 (at Colorado Springs, Colo.).

Feb. 6—U. S. Olympic team 5, Denver University 3 (at Colorado Springs, Colo.).

Feb. 9—U. S. Olympic team 4, Czechoslovakia Olympic team 3, (at Los Angeles, Calif.).

Feb. 10—U. S. Olympic team 5, Czechoslovakia Olympic team 4, (at Los Angeles, Calif.).

Summary: U. S. Olympic team played 20 games, tied 4, lost 4.

Feb. 16—U. S. Olympic team 7, Japan Olympic team 0 (at Squaw Valley).



STORMING THE NET in the triumph over the Canadians were these three American ice hockey players but at this point at the thrilling Olympic match at Squaw Valley's Blyth Arena the Canadian goalie forestalled the attack. At extreme left is USA's Richard Rodenheiser. No. 14 is Weldon Olson and No. 15 is Paul Johnson.

OFFICIAL SUMMARIES—ICE HOCKEY—1960 OLYMPIC WINTER GAMES

FINAL STANDINGS
CHAMPIONSHIP ROUND

Nation	W	L	T	Pts.	G	G	Op.
UNITED STATES	5	0	0	10	29	11	
Canada	4	1	0	8	21	12	
Russia	2	2	1	5	24	19	
Czechoslovakia	2	3	0	4	21	23	
Sweden	1	3	1	3	19	19	
Germany	0	5	0	0	5	45	

Match Results — Championship Round

Monday, Feb. 22

United States—6 — Sweden—3
Russia—8 — Czechoslovakia—5
Canada—12 — Germany—0

Wednesday, Feb. 24

United States—9 — Germany—1
Sweden—2 (Tie) — Russia—2
Canada—4 — Czechoslovakia—0

Thursday, Feb. 25

United States—2 — Canada—1
Russia—7 — Germany—1
Czechoslovakia—3 — Sweden—1

Saturday, Feb. 27

United States—3 — Russia—2
Canada—6 — Sweden—5
Czechoslovakia—9 — Germany—1

Sunday, Feb. 28

United States—9 — Czechoslovakia—4
Canada—8 — Russia—5
Sweden—8 — Germany—2

FINAL STANDINGS
CONSOLATION ROUND

Nation	W	L	T	Pts.	G	G	Op.
Finland	3	0	0	6	16	4	
Japan	2	1	1	5	33	30	
Australia	0	4	0	0	8	58	

Match Results — Consolation Round

Monday, Feb. 22

Finland—14 — Australia—1

Tuesday, Feb. 23

Japan—6 (Tie) — Finland—6

Wednesday, Feb. 24

Japan—13 — Australia—2

Thursday, Feb. 25

Finland—19 — Australia—2

Friday, Feb. 26

Finland—19 — Japan—2

Saturday, Feb. 27

Japan—12 — Australia—3

FINAL STANDINGS
ICE HOCKEY — PRELIMINARY POOL "A"

Nation	W	L	T	Pts.	G	G	Op.
UNITED STATES	2	0	0	4	19	6	
Czechoslovakia	1	1	0	2	23	8	
Australia*	0	2	0	0	2	38	

Match Results — Preliminary Pool "A"

Friday, Feb. 19

United States—7 — Czechoslovakia—5

Saturday, Feb. 20

Czechoslovakia—18 — Australia—1

Sunday, Feb. 21

United States—12 — Australia—1

FINAL STANDINGS
ICE HOCKEY — PRELIMINARY POOL "B"

Nation	W	L	T	Pts.	G	G	Op.
Canada	2	0	0	4	24	3	
Sweden	1	1	0	2	21	5	
Japan*	0	2	0	0	2	33	

Match Results — Preliminary Pool "B"

Friday, Feb. 19

Canada—5 — Sweden—2

Saturday, Feb. 20

Sweden—19 — Japan—1

Sunday, Feb. 21

Canada—19 — Japan—0

FINAL STANDINGS
ICE HOCKEY — PRELIMINARY POOL "C"

Nation	W	L	T	Pts.	G	G	Op.
Russia	2	0	0	4	16	4	
Germany	1	1	0	2	4	9	
Finland	0	2	0	0	8	28	

Match Results — Preliminary Pool "C"

Friday, Feb. 19

Russia—8 — Germany—0

Saturday, Feb. 20

Russia—8 — Finland—4

Sunday, Feb. 21

Germany—4 — Finland—1

*Eliminated from championship competitions.
NOTE: William Cleary, USA, led individual scoring in final championship round with 12 points (6 goals, 6 assists). Jack McCartan, USA, led individual goalies with 150 saves and 11 goals allowed for percentage of .932.

UNITED STATES ICE HOCKEY BOX SCORES

ICE HOCKEY (Preliminary Round)

February 19, 1960

UNITED STATES (7)	CZECHOSLOVAKIA (5)
McCartan	Goalie — Nedorhal
Meyasich	Right Defense — Patsch
Kirrane	Left Defense — Kaspar
Johnson	Center — Golonka
Olson	Left Wing — Vlach
Grazio	Right Wing — Storsi

Officials

Hugh McLean and Bill McKenzie, Canada.

Spares

UNITED STATES—Owen, Paavola, W. Christian, McVey, Williams, Rodenheiser, W. Cleary, R. Cleary.

CZECHOSLOVAKIA—Gut, Tikal, Vanek, Pantucek, Bubnik, Valf, Cerny.

First Period Scoring

1. U. S. A.—Mayasich (Unassisted) 5:50
2. Czech.—Cerny (Valf) 7:04
3. U. S. A.—Meyasich (Unassisted) 16:56

Penalties

Vlach, Czechoslovakia (2 Interference) 4:15
Vlach, Czechoslovakia (2 Charging) 10:58
Owen, U.S.A. (2 Holding) 11:15

Second Period Scoring

4. Czech.—Bubnik (Unassisted) 3:07
5. U. S. A.—Williams (McVey, W. Christian) 8:04
6. Czech.—Vlach (Pantucek, Bubnik) 9:57
7. Czech.—Pantucek (Unassisted) 13:37

Penalties

R. Cleary, U.S.A. (2 Holding) 9:23
Tikal, Czech. (2 Interference) 13:18

Third Period Scoring

8. U. S. A.—Johnson (Meyasich, McVey) 1:58
9. Mayasich (Unassisted) 4:29
10. U. S. A.—Williams (W. Christian) 7:12
11. U. S. A.—W. Cleary (Unassisted)
12. Czech.—Golonka (Stenc), Goll 18:32

Penalties

Olson, U. S. A. (2 Interference) 5:16
Bubnik, Czech. (2 Hooking) 9:11
Owen, U. S. A. (2 Holding) 12:33

Goals Permitted While Shorthanded

U. S. A.—1 — Czechoslovakia—1

Goals Scored While Shorthanded

U. S. A.—1 — Czechoslovakia—1

Goalie Saves

	1	2	3	Tot.
McCartan, U. S. A.	9	9	12	30
Nedorhal, Czech.	11	9	7	27

ICE HOCKEY (Preliminary Round)

February 21, 1960

UNITED STATES	AUSTRALIA
McCartan	Goalie — Reid
Meyasich	Right Defense — Nicholas
Paavola	Left Defense — Wellman
Cleary, W.	Center — Purcell
Olson	Left Wing — Acton
Meredith	Right Wing — Cunningham

Officials

Bill McKenzie and Hugh McLean, Canada.

Spares

UNITED STATES—Kirrane, Mayasich, W. Christian, R. Christian, W. Cleary, R. Cleary, Williams, Rodenheiser.

AUSTRALIA—Amess, Ekberg, Jones, Derrick, Powsey, Thomas, Hitch, Mclaughlin.

First Scoring Period

1. U.S.A.—Olson (Johnson, Meredith) 1:09
2. U.S.A.—Rodenheiser (R. Cleary) 5:13
3. U.S.A.—Williams (Unassisted) 9:27
4. U.S.A.—R. Cleary (W. Cleary) 14:07
5. U.S.A.—Meredith (Owen) 16:21
6. U.S.A.—Mayasich (Unassisted) 17:36

Penalties

Acton, Australia (2 interference) 10:29

Second Period Scoring

7. U.S.A.—Mayasich (Williams, R. Christian) 2:39
8. U.S.A.—Kirrane (Owen, Paavola) 9:39
9. U.S.A.—R. Christian (Williams) 11:23

Penalties

Vesely, Australia (2 tripping) 7:33

Third Period Scoring

10. Australia—Jones (Cunningham) 1:02
11. U.S.A.—Meredith (unassisted) 2:21
12. U.S.A.—Johnson (Mayasich, W. Christian) 4:10
13. U.S.A.—Owen (W. Christian) 7:40

Penalties—None

Goals Permitted While Shorthanded

None

Goals Scored While Shorthanded

None

Goalie Saves

	1	2	3	Tot.
McCartan, United States	3	3	3	9
Reid, Australia	8	9	0	8
Mclaughlin, Australia	0	16	9	25

ICE HOCKEY (Final Round)

3:30 p.m., Saturday, February 22, 1960

UNITED STATES	SWEDEN
McCartan — Goalie	Svensson
Kirrane — Right Defense	Stoltz
Mayasich — Left Defense	Nordlander
Johnson — Center	Nilsson
Grazio — Left Wing	Lundvall
Olson — Right Wing	Pettersson

Officials

Richard Wagner and Kurt Hauser

Spares

UNITED STATES—Owen, W. Christian, R. Christian, Paavola, W. Cleary, R. Cleary, McVey, Williams.

SWEDEN—Svedberg, Brams, Wretling, Granath, Olweg, Bisne, Anderson, Johansson.

First Period Scoring

1. U.S.A.—R. Christian (W. Christian) 3:26
2. U.S.A.—McVey (W. Cleary) 10:19
3. U.S.A.—R. Cleary (McVey, W. Cleary) 15:52
4. U.S.A.—Johnson (unassisted) 17:21

Penalties—None

Second Period Scoring

5. Sweden—Pettersson (Stoltz) 00:14
6. Sweden—Johansson (unassisted) 8:32
7. U.S.A.—R. Christian (Williams, W. Christian) 7:41

Penalties—None

Third Period Scoring

8. Sweden—Anderson (Oberg) 3:49
9. U.S.A.—R. Christian (Williams, W. Christian) 13:38

Penalties

W. Christian, U.S.A. (2 hooking) 10:36
Mayasich, U.S.A. (2 tripping) 14:05

Goals Permitted While Shorthanded

None

Goals Scored While Shorthanded

None

Goalie Saves

	1	2	3	Tot.
McCartan, United States	8	13	15	36
Svensson, Sweden	9	6	4	19

ICE HOCKEY (Final Round)

1:00 p.m. Game, February 24, 1960

UNITED STATES	GERMANY
McCartan — Goalie	Hobelsberger
Kirrane — Right Defense	Ambros
Mayasich — Left Defense	Schnelberger
W. Christian — Center	Rungf
Williams — Left Wing	Schubert
R. Christian — Right Wing	Unsinn

Officials

Bill McClean and Bill McKenzie, Canada.

Spares

UNITED STATES—Owen, W. Cleary, McVey, R. Cleary, Johnson, Paavola, Olson, Meredith.

GERMANY—Eggerbauer, Huber, Wasil, Sepp, Trautwein, Eberl, Schuldes, Egan, Reil.

First Period Scoring

1. U.S.A.—W. Cleary (McVey) 12:37
2. U.S.A.—R. Cleary (W. Cleary) 13:29

Penalties

Ambros, Germany (2 Slashing) 5:38
R. Cleary, U.S.A. (2 Hooking) 8:16
Reil, Germany (2 Interference) 11:57

Second Period Scoring

3. U.S.A.—Williams (W. Christian, Kirrane) 00:55
4. U.S.A.—W. Cleary (unassisted) 2:57
5. Germany—Sepp (Unsinn) 5:42
6. U.S.A.—W. Cleary (unassisted) 9:52

Penalties

Wasil, Germany (2 Holding) 1:48
Olson, U.S.A. (2 Hooking) 5:18
Schuldes, Germany (2 Tripping) 10:34

Third Period Scoring

7. U.S.A.—Johnson (Kirrane) 5:09
8. U.S.A.—Mayasich (Johnson, Meredith) 6:03
9. U.S.A.—W. Cleary (unassisted) 17:58
10. U.S.A.—Mayasich (W. Cleary, R. Cleary) 18:49

Penalties

Reil, Germany (2 Tripping) 4:40
R. Christian, U.S.A. (10 Misconduct) 12:36
Ambros, Germany (2 High Sticking) 19:08

Goals Permitted While Shorthanded

Germany—1 — None
U. S. A.—1

Goals Scored While Shorthanded

Germany—0
U. S. A.—0

Goalie Saves

	1	2	3	Tot.
McCartan, U.S.A.	9	6	8	23
Hobelsberger, Germany	6	13	19	38

ICE HOCKEY (Final Round)

3:30 p.m. Game, February 25, 1960

UNITED STATES (2)	CANADA (1)
McCartan — Goalie	Head
Kirrane — Right Defense	Sinden
Mayasich — Left Defense	Douglas
Johnson — Center	Attersley
Rodenheiser — Left Wing	Ecker
Olson — Right Wing	Somelenko

Officials

Kurt Hauser, Switzerland, and Richard Wagner, Germany.

Spares

U. S. A.—Owen, W. Christian, W. Cleary, R. Cleary, McVey, Paavola, R. Christian, Williams.

CANADA—Sly, Benoit, Pennington, Rope, Rousseau, Martin, Laufman, Connelly.

First Period Scoring

1. U.S.A.—R. Cleary (Mayasich) 12:47

Penalties

Benoit, Canada (2 Interference) 6:21
Williams, U.S.A. (2 Tripping) 8:41
Connelly, Canada (2 Tripping) 11:08

Second Period Scoring

2. U.S.A.—Johnson (Unassisted) 14:00

Penalties

Benoit, Canada (2 Boarding) 14:21
(Benoit injured, served by Pennington)

Third Period Scoring

3. Canada—Connelly (Martin, Laufman) 13:38

Penalties

Paavola, U.S.A. (2 Holding) 9:31

Goals Permitted While Shorthanded

Canada—1 — United States—0

Goals Scored While Shorthanded

None

Goalie Saves

	1	2	3	Tot.
McCartan, United States	8	20	11	39
Head, Canada	15	6	4	25

ICE HOCKEY (Championship Round)

1:30 p.m. Game, February 27, 1960

UNITED STATES (3)	U. S. S. R. (2)
McCartan — Goalie	Puchkov
Kirrane — Right Defense	Solagubov
Mayasich — Left Defense	Boulin
Johnson — Center	Almetov
Olson — Left Wing	Loktev
Rodenheiser — Right Wing	Aleksandrov

Officials

Kurt Hauser and Richard Wagner.

Spares

UNITED STATES—Owen, Paavola, W. Christian, R. Christian, Williams, McVey, R. Cleary, W. Cleary.

U. S. S. R.—Kuchevski, Sidorenkov, Bychkov, Grebennikov, Tsitsinav, Yakushev, Grabrev, Petukhov.

First Period Scoring

1. U.S.A.—W. Cleary (R. Cleary) 4:04
2. U.S.S.R.—Aleksandrov (Solagubov) 5:03
3. U.S.S.R.—Bychkov (Grebennikov) 9:37

Penalties

Sidorenkov, U.S.S.R. (2 Tripping) 10:41

Second Period Scoring

4. U.S.A.—R. Christian (R. Christian) 11:01

Penalties

Solagubov, U.S.S.R. (2 Tripping) 14:57
R. Christian, U.S.A. (2 Slashing) 18:25

Third Period Scoring

5. U.S.A.—W. Christian (Williams, R. Christian) 14:59

Penalties

R. Cleary, U.S.A. (2 Tripping) 3:50
Grebennikov, U.S.S.R. (2 Interference) 5:48

Goals Permitted While Shorthanded

None

Goals Scored While Shorthanded

None

Goalie Saves

	1	2	3	Tot.
Puchkov, U.S.S.R.	9	9	13	31
McCartan, United States	14	8	5	27

ICE HOCKEY (Championship Round)

8:00 a.m. Game, February 28, 1960

UNITED STATES (9)	CZECHOSLOVAKIA (4)
McCartan — Goalie	Nedorhal
Kirrane — Right Defense	Patsch
Mayasich — Left Defense	Tikal
Johnson — Center	Golonka
Olson — Left Wing	Vlach
Rodenheiser — Right Wing	Storsi

Officials

Hugh McLean and Bill McKenzie.

Spares

UNITED STATES—W. Cleary, R. Cleary, McVey, Owen, R. Christian, W. Christian, Williams, Palmer.

CZECHOSLOVAKIA—Gut, Vanek, Valf, Cerny, Pantucek, Bubnik, Donda, Kaspar.

First Period Scoring

1. Czech.—Vlach (Tikal, Golanka) 0:08
2. U.S.A.—Olson (Johnson, Rodenheiser) 4:19
3. U.S.A.—McVey (R. Cleary) 9:32
4. Czech.—Bubnik (Goll) 11:20
5. U.S.A.—R. Christian (W. Christian, Williams) 13:33
6. Czech.—Vanek (Gut, Cerny) 14:40

Penalties

Paavola, U.S.A. (2 Hooking) 5:15
Kasper, Czech (2 Holding) 9:51
Tikal, Czech. (2 Holding) 11:15

Second Period Scoring

7. Czech.—Vlach (Kaspar) 6:58

Penalties

Cerny, Czech. (2 Hooking) 10:26
Johnson, U.S.A. (2 Interference) 10:36
Kirrane, U.S.A. (2 Holding) 19:25

Third Period Scoring

8. U.S.A.—R. Christian (W. Christian) 5:59
9. U.S.A.—R. Cleary (Mayasich) 7:40
10. U.S.A.—R. Cleary (W. Cleary, Kirrane) 11:36
11. U.S.A.—R. Christian (Mayasich, W. Cleary) 12:05
12. U.S.A.—W. Cleary (unassisted) 12:42
13. U.S.A.—R. Christian (W. Christian) 17:56

Penalties

McVey, U.S.A. (2 Holding) 7:53
McVey, U.S.A. (10 Misconduct) 7:53
Patsch, Czech. (2 Interference) 11:01

Goals Permitted While Shorthanded

Czechoslovakia—1 — None
U. S. A.—0

Goals Scored While Shorthanded

Czechoslovakia—0 — None
U. S. A.—1

Goalie Saves

	1	2	3	Tot.
McCartan, U. S. A.	8	5	8	21
Palmer, U. S. A.	1	4	1	6
Nedorhal, Czech.	11	7	5	23

ICE HOCKEY

(Continued from page 202)

two apiece. McCartan fended off 36 drives, including 15 in the last period. Billy Cleary fired four goals, three of them solo dashes, in the 9-1 rout of Germany. The US closed with four goals in the final period. The scorers included Mayasich, with two, and Bob Cleary, Williams and Johnson with one each. McCartan had an easy night, making 23 saves.

* * *

Then came the big one with Canada. A howling standing-room-only crowd of 8,500 in Blyth Arena and millions of television viewers saw the scrapping, underdog Americans win, 2-1, as McCartan made one incredible save after another.

"All I could see were streaks of green Canadians," said Jack, who made 39 saves.

* * *

The USA took a 1-0 lead in the first period when Mayasich fired a slap shot from 20 feet out which bounced off the stick of Canadian goalie Don Head. Bob Cleary slammed it home at 12:47. The Canadians had a man in the penalty box at the time.

The lead grew to 2-0 at 14:00 of the second period when Johnson, a 6-foot, 170-pound Minnesota grad, intercepted a pass, skated down the left side and scored with a backhand slap shot from 35 feet out.

McCartan stopped 20 shots, some of them sizzlers, in that furious second period. The Canadians poured it on in the third period but couldn't break through until 13:38 when Jim Connelly converted on passes from Floyd Martin and Kenny Laufman in a scramble in front of the net.

The break of the draw gave the USA a day of rest before meeting the Russians on Saturday, Feb. 27. The Soviet skaters had been tied 2-2 by an aroused Swedish team and the Russians facing the USA and Canada on successive days, had to win to stay in the running.

* * *

A roaring crowd of 10,000 jammed the Blyth Arena, which seats 8,500, for the game. The fans and millions of TV viewers got one thrill after another in a hard-fought but cleanly waged match.

Bill Cleary sent the USA in front at 4:04 of the first period. He took a pass from brother Bob, darted down the right side and slammed the puck past acrobatic Nikolai Puchkov. The lead didn't last long.

Less than a minute later the Russians tied the score at 1-1 on a deft screen shot by Vaniamin Aleksandrov. Then, four and a half minutes later, the Russians zoomed in front. From 15 feet out, directly in front of the net, Mikhail Bychkov fired a bullet. The puck hit the iron bar of the cage, dropped to the ice and bounced in.

Midway in the second period, Billy Christian, the smallest player on the squad, grabbed a pass from his brother Roger, swooped down the left side and fired past the incoming goalie for the tying score.

The 5-foot-9, 145-pound Billy Christian foiled the acrabatic Puchkov again on 14:59 of the last period. Getting the puck on a play set up by his brother Roger and Williams, Billy outsmarted Puchkov again when the goalie came out to cut down the angle of the shot. The puck went in, and the USA players and the jubilant crowd jumped for joy.

That was it as McCartan and the stalwart defensemen fought off the Russians the rest of the way. McCartan had 27 saves to 31 for Puchkov.

* * *

Only Czechoslovakia now stood in the way of a USA gold medal. The schedule called for an 8:00 p.m. game on the next day. A US loss plus a Canadian victory over Russia might give the championship to the Canadians on a goal-spread basis. For two periods, it looked like the two big victories over Canada and Russia had taken the edge off the Americans' play. The Czechs were leading, 4-3, on a second-period score after each team had dented the nets for three goals in the first period.

Russia's captain and star defenseman Nikolai (Solly) Sologubov, who knew many of the American players for some time, came into their dressing room before the last period and suggested that they take some whiffs of oxygen to restore their pep. A great fuss was made over this friendly overture at the time. Some players did take the oxygen and some did not. Actually it was the Americans' flaming desire that proved the difference.

"It was that gold medal that spurred us on," said Roger Christian, the hero of the hour in the great six-goal, last-period comeback. Roger drove in three of the last-period goals for a total of four for the game.

Roger, a 5-foot-11, 180-pounder, fired the tying marker at 5:59 of the final period on a pass from brother Billy. Then Bob Cleary went to work. He converted a pass from Mayasich at 7:40 for what proved to be the winner. Within four minutes, he put icing on the cake by scoring on a power play with brother Billy and Kirrane. There was no holding the inspired team now. Roger Christian and Billy Cleary racked up goals within a 38-second period and then Roger closed out the scoring at 17:56 on a pass from brother Bill.

BIATHLON

(Continued from page 199)

the third—for a corrected time of 1:35:42.4.

* * *

Burritt, a 25-year-old, 6-footer from Hotchkiss, Colo., had the third best skiing time of the USA four and the fewest penalties—five for 10 minutes—but finished 14th with an adjusted time of 1:46:36.8.

Mize lost 22 minutes on 11 misses for 21st place and an adjusted time of 1:55:56.2.

Hanson, 25, a soldier from Seattle, Wash., lost 18 minutes on nine misses and closed with 1:58:06.2 and 23rd place.

Damon, from Rutland, Vt., missed all five on the first range, had 13 misses in all, and finished 24th with 1:59:38.2.

The quartet all had displayed more accuracy in training and three trials previous to the Games.

They were coached by Hans Wagner, Army ski instructor from Colorado Springs, Colo. Col. Donald Hull of Washington, D. C., was the officer in charge.

FIGURE SKATING

(Continued from page 201)

"There was one crucial leap before that sit-spin. When I got past that, I felt the worst was over."

The crowd gave him a tumultuous ovation. Then came the scores. For general impression Jenkins received three of 5.9 and six of 5.8. For sporting merit he was awarded one 5.8, six of 5.9 and one 6—the only perfect score of the competition—by a Czech judge. It was all over.

* * *

Jenkins won with 10 ordinals—eight firsts from the judges and one second — and 1,440.2 points. He scored 665.0 in the free skating.

Divin, who had suffered a muscle injury a month earlier, scored only 616.6 points in his free skating for a second-place total of 1,414.3. Don Jackson, 19, of Canada, a protege of Pierre Brunet, Carol Heiss's coach, also gained ground in the free skating and took third place with 31 ordinals and 1,401.0 points. He collected 649.6 points in the free skating.

Brown, a long-time runner-up to his teammate, David Jenkins, was fifth on 52 ordinals and 1,374.1 points. He had 625.2 in the final exhibition. Brewer slipped to 595.7 points in his finals and wound up seventh with 1,320.3. He was hampered by a strained muscle.

In the Pairs, the Canadian Paul-Wagner team won with ease. The world champions from Toronto were named first by all seven judges for a score of 7 ordinals and 80.4 points.

Penny Pitou, Betsy Snite Paced All-Around Good Performance By U. S. Olympic Skiers



A. Lawrance



D. Lawrence



Anderson



Cox



Hannah



Meyers



Pitou



Snite

U. S. SKIERS blazed another trail upwards in a general climb in achievement in Winter Olympic competition at Squaw Valley in 1960.

Although no American champions were crowned the overall performance of the athletes in both the Alpine and Nordic events was the finest collective USA display in the history of the Winter Games.

Led by Penny Pitou, Betsy Snite and Tommy Corcoran, the Alpine team accounted for three silver medals (two by Penny and one by Betsy), two fourths (one by Betsy and the other by Corcoran), two ninth places, two 14ths, one 16th, one 17th, one 18th, two 21sts, and one 22nd.

Ansten Samuelstuen defeated the world champion and most of the world's elite by capturing seventh place in the Special Ski Jumping, and Mack Miller made the best showing ever by an American in cross country ski racing. The 28-year-old ace from Crested Butte, Colo., was 22nd in the 15 kilometers, 27th in the 30 kilometers, 17th in the 50 kilometers and also raced a good leg in the 40-kilometer relay.

The Alpine girls, benefiting from the international experience of Penny Pitou and Betsy Snite, were outstanding as expected. There was a measure of disappointment that the USA failed to win a gold medal but Penny came within a snowflake of one in the giant slalom and real close in the downhill. Betsy was right in the running with a second in the slalom and a fourth in the giant slalom.

In the giant slalom, Penny, despite a severe cold that hampered her breathing, finished one-tenth of a second behind Switzerland's Yvonne Ruegg. The Laconia (N. H.) girl lost her big chance in the downhill when she skidded and almost fell on a treacherous turn and finished one second behind the winner—Germany's Heidi Biebl.

Miss Snite earned the silver in the slalom behind Canada's fast-flying Anne Heggtveit.

* * *

Tommy Corcoran, a 28-year-old Dartmouth College product, came within six-tenths of a second of becoming the first USA male to win an Olympic skiing medal when he closed in fourth place in the giant slalom, behind Switzerland's Roger Staub and Pepi Stiegler and Ernst Hinterseer, both of Austria.

Watching this race at the bottom of KT-22 was Bud Werner, the daredevil racer who might have brought the United States one or more gold medals. Werner, who had been rated at least equal with Europe's topflight-ers, suffered a broken leg in December 1959, and was knocked out of the Games.

"Tommy was magnificent," said Werner. "He was the 24th man to start the race and if he had been in one of the earlier, favored positions, I'm sure he'd have won a medal."

The fourth-place finish equalled the American high in previous Alpine male competition. Brooks Dodge was fourth in the slalom at Cortina in 1956.

The American girls, with three medals, won more prizes than the entrants of any other nation in the Alpine women's skiing. Germany had two with Fraulein Biebl's downhill triumph and Barbi Henneberger's bronze medal for third in the slalom.

* * *

With Toni Sailer, the triple-gold medalist of 1956 no longer available, Austria's famed Alpine skiers suffered a sharp decline.

At Squaw Valley, the frustrated Austrians earned their only gold medal on the last event—the slalom—when two of their lesser lights, Ernst Hinterseer and Mathias Leitner, finished one-two.

Hinterseer, a ruddy-faced, 26-year-old farmer from Kitzbuhel, who finished third in the giant slalom, made up for the slump of the top-rated Karl Schranze and Andreas Molterer.

* * *

The Germans were the big surprises in the Nordic competition. They broke a Scandinavian monopoly by winning the Nordic Combined—jumping and cross country skiing—with Georg Thoma, a husky, 22-year-old mailman, and the Special Jumping with Helmut Recknagel, a 23-year-old East German mechanic.

Finland, Sweden and Norway, however, reasserted their supremacy in the men's cross country skiing by capturing the three individual races plus the 40-kilometer relay, ending Russia's short reign in the four-man relay.

The winners in the ski races were famed Scandinavian aces. Sixten Jernberg, Sweden's "King of the Skis," won the 30-kilometer race and was second in the 15 kilometers to Norway's Hakon Brusveen. The 50-kilometer marathon went to Finland's wiry Kalevi Hamalainen, straight struggle with his teammate Veikko Hakulinen.

(Continued on page 208)



SKIING

Continued from page 207

The balding, 35-year-old Hakulinen, however, earned a gold medal in his third straight Olympics with one of the most stirring feats of the winter spectacle. The 5-foot-8, 140-pound forester, racing the anchor leg of 6⅛ miles (10 kilometers) in the 25-mile (40 kilometers) relay, made up 20 seconds and just lunged ahead of Norway's Hakon Brusveen to win by about three feet.

It was the old master's seventh Olympic medal. He won a gold in 1952, a gold and two silvers in 1956, and a gold, silver and bronze at Squaw Valley.

Russia's talented female ski runners, led by 29-year-old Maria Gusakova, swept the first four places in the 10-kilometer (6¼ mile) cross country but finished second to Sweden in the 15-kilometer (9.4 miles) cross country relay.

As usual, the United States did not have any entries in the women's cross country races, the US girls preferring the more glamorous Alpine events.

* * *

The excellent showing made by the United States was reflected by the intensive planning and preparation of the Olympic Men and Women's Skiing Committee, headed by Malcolm Mc. Lane of Concord, N. H., and the coaches and managers.

Training squads were chosen on the basis of meets in various parts of the country in the winter of 1958-59. The Olympic Ski Committee announced the selections in May 1959, thus notifying the athletes well enough in advance for them to make arrangements for the coming season.

The men and women members of the Alpine squad assembled at Aspen, Colo., Dec. 1. On Jan. 8, 1960, the team of eight men and six women was picked. Because of a lack of snow and foreign competition, a last-minute change was made in the training plans and the team was flown to Austria and Switzerland for a month of pre-Olympic competition and training.

This paid off handsomely. The girls made the best showing since Andrea Mead captured two gold medals in 1952. The overall performance was the best for the USA.

The Nordic squad had a training camp at Granby Winter Park, Colo., from mid-December to early January, 1960. There were training meets in the Colorado area to mid-January and final tryouts at Steamboat Springs, Colo., during the last week of January. The 14-man team, nine cross country runners and five Nordic Combined men, was selected on the basis of the best two out of three performances.

The Special Jumping training squad trained at Ishpeming, Mich., and Eau Claire, Wis., in late December and

Continued on page 209

U. S. OLYMPIC SKI TRAINING SQUADS
(Chosen after a series of sectional trials in 1959)

Men's Alpine Squad Personnel
Squad trained at Aspen, Colo., Dec. 1, 1959, with final team selection of eight made Jan. 8-9-10, 1960.
James M. Barrier, Kalispell, Mont.
Frank Brown, McCall, Idaho
Thomas A. Corcoran, Westfield, N. J.
Gordon Eaton, Littleton, N. H.
Charles Ferries, Houghton, Mich.
David Gorsuch, Climax, Colo.
Stan Harwood, Boulder, Colo.
James F. Heuga, Tahoe City, Calif.
Kenneth W. Lloyd, Bishop, Calif.
Max Marolt, Aspen, Colo.
Marvin A. Melville, Salt Lake City, Utah
Gerry Vaughn, Old Forge, N. Y.
Wallace Werner, Steamboat Springs, Colo.

Women's Alpine Squad Personnel
Beverly Anderson, Seattle, Wash.
Eleonor Bennett, St. Regis, Mont.
Boris Cox, Port Leyden, N. Y.
Sally L. Deaver, Whitmarsh, Pa.
Cherie Gerbaz, Aspen, Colo.
Jean L. Hannah, Franconia, N. H.
Mary Lind, Santa Fe, N. M.
Linda Meyers, Mammoth Lakes, Calif.
Penny Pitou, Lecania, N. H.
Betsy B. Snite, Norwich, Vt.
Sunny S. Snite, Norwich, Vt.

Nordic Squad Personnel
Squad trained at Granby Winter Park, Colo. for final trials Jan. 24-31.
(Cross Country and Nordic Combined Events)
Karl Bahlie, Minneapolis, Minn.
Henrick Bresinsky, Gunnison, Colo.
Frank Brown, McCall, Idaho
David Butts, McCall, Idaho
John R. Cress, Granby, Colo.
Larry Danson, Burlington, Vt.
John Dendahl, Santa Fe, N. M.
Tod A. Farwell, Jr., Montague City, Mass.
Robert Grey, Putney, Vt.
Olavi Hirvonen, Jeffersonville, Vt.
Walter Jackson, Leadville, Colo.
George Kurranen, Stowe, Vt.
Adolph M. Kunz, Jr., Durango, Colo.
Peter J. Lokdenpera, Fort Leavenworth, Kans.
C. M. Serge Lussi, Lake Placid, N. Y.
Lee Mosso, Matawan, N. J.
Mack Miller, McCall, Idaho
William Purcell, Lebanon, N. H.
Robert L. Stone, Lebanon, N. H.
Richard W. Taylor, Gilford, N. H.
Herbert Thomas, Wenatchee, Wash.
Robert Tucker, Cleveland, Ohio
Alfred Vinciolette, Highland Falls, N. Y.
Joe Pete Wilson, Keene, N. Y.

Special Jumping Squad Personnel
Squad trained at Westby, Wis. Dec. 27-Jan. 5. Then on Jan. 23-24, final trials were held at Ishpeming, Mich.
James Brennan, Jr., Leavenworth, Wash.
Roger Dion, Lebanon, N. H.
Jon Elliott, Steamboat Springs, Colo.
Willie Erickson, Iron Mountain, Mich.
Gene R. Kotlarek, Duluth, Minn.
Rudi Maki, Ishpeming, Mich.
Billy Olsen, Eau Claire, Wis.
Steve R. Reischel, Robbinsdale, Minn.
Jon St. Andre, Ishpeming, Mich.
Ansten Samuelstuen, Steamboat Springs, Colo.
Roy Sherwood, Salisbury, Conn.
Art Tokle, Lake Telemark, N. J.
Ragnar Ulland, Seattle, Wash.
Alf Vinciolette, Highland Falls, N. Y.
Robert Wedin, Iron Mountain, Mich.
Keith R. Wegeman, La Canada, Calif.

early January and competed at Eau Claire, Duluth and Chicago. The Jumping team tryouts were held at Ishpeming on Jan. 23-24. Eight men were selected on the basis of their best six out of nine jumps.

The eight-man team, subsequently cut to six by order of the International Olympic Committee, competed at Iron Mountain, Mich., Steamboat Springs, Colo., and Leavenworth, Wash., before reaching Squaw Valley with the other US teams, in mid-February.

* * *

In Alpine competition, the surprises in the women's racing started with the first event—the Downhill, on the 1⅞ mile KT-22 course. The decisive factor was a treacherous turn, 15 seconds from the finish, called "airplane corner." The turn, a wicked, 90 degree corner with two small humps in the center of it, claimed 14 victims. The turn had iced up overnight, making it faster and trickier than when the girls had practiced over it two days before.

Heidi Biebl, a 19-year-old fraulein from the Bavarian hamlet of Oberstaufend, was among those who had trouble there. But she kept her footing and went on to win in 1:37.6, a second faster than Penny Pitou, and 1.3 seconds faster than Traudl Hecher of Austria, who raced despite an ankle injury, and finished third.

Heidi cleared the gate "almost completely wrong and almost came to a standstill."

Penny lost the race at the gate, Betsy Snite was spilled there, and disqualified, and Joan Hannah and Linda Meyers lost their time also. Miss Pitou, faster than all of the others until she hit "airplane corner," staggered, slowed and almost fell. She felt she lost at least two seconds there. Miss Snite lost her right ski and was shaken out of the race. Hannah, Linda Meyers fell but got up and finished in 1:47.9, good for 21st in the field of 42. Miss Meyers also went through the corner but lost her balance in so doing and fell farther down. She finished in 1:53.2 for 29th place.

"I think only will power kept me up," said Miss Pitou. "If it had been anything but the Olympics I know I would have gone down."

* * *

The giant slalom down Papoose Peak proved to be even more of a heart-breaker for Penny Pitou and the Americans. Yvonne Ruegg, a fraulein from Chur who barely made the Swiss team, won the gold in 1:39.9 through the difficult, 53-gate course.

Penny, nursing a cold that hampered her breathing, was one-tenth of a second slower—1:40.0—in her journey through the gates. Italy's Guiliana Minuzzo Chenal was third in 1:40.2 and Betsy Snite fourth in 1:40.4—just two-tenths of a second away from a bronze medal.

Linda Meyers crashed into a gate high up on the course and suffered a broken right collar bone. Beverly Anderson fell near the top but got up and finished in 1:57.4, 36th in the field of 45.

Anne Heggtveit, a 21-year-old Canadian blonde who has been skiing since she was two, virtually clinched the slalom on the first of her two runs on different courses on Papoose Peak. The Ontario international-ist zipped through the 53 tightly placed gates in just 54 seconds, covered the second course with its 53 gates in :55.6 for an impressive winning total time of 1:49.6.

Betsy Snite, trailing with a :57.4 first run, swayed through the gates in the fastest second run of the field of 43 with a time of :55.5 for the silver medal on a total time of 1:52.9. Germany's Barbi Henneberger was third with 1:56.6 on runs of :57.4 and :59.2. Renie Cox beat some top Europeans in taking ninth with 1:59.2 on runs of :59.4 and :59.8. Beverly Anderson was 26th with 2:13.1 on runs of 1:13.1 and 1:00.0.

Penny Pitou, tied for ninth after her first run of :58.5, went "for broke" on her second run. The New Englander skied too fast through the tricky gates and fell one-third of the way down. She got up and finished in a dismaying 1:21.3 for a total of 2:19.8. Her 33rd position cost her the World Alpine combined title, which went to Miss Heggtveit.

Marianne Jahn, a 17-year-old Austrian, had the second fastest opening run, a :55.5. But like Penny, she shot the works on the final trip and spilled near the bottom. She didn't finish.

* * *

The scheduled opener of the Men's Alpine championships — the Downhill—was postponed three days by the inaugural day's 10-inch snowfall. This made the Giant Slalom the first of the men's races, and produced an upset.

Roger Staub, a tall, dark and handsome Swiss, who never had won an important race, zoomed down the 6,000-foot KT-22 course with its 56 gates in 1:48.3 to beat a field of 65. The 23-year-old sports shop owner from Arosa was the sixth man to go down the mountain, a highly favorable starting position. Austria's Josef (Pepi) Stieger, down third, was second in 1:48.7 and his countryman, Ernst Hinterseer, the No. 8 starter, took the bronze medal in 1:49.1.

Just six-tenths of a second behind

(Continued on page 210)


Little


Beck


Barrier


Brown


Corcoran


Eaton


Ferries


Gorsuch


Marolt


Melville


Akers


Bahlie


Dendahl


Hirvonen


Johanson


Lokdenpera


Mosso


Miller

SKIING

(Continued from page 209)

in fourth place came America's Tommy Corcoran, the 24th starter, in 1:49.7.

"I just went like blazes," said Tommy the Cork, a true internationalist. He was born in Japan and educated at Dartmouth and Harvard. His parents now live in Rome and he calls Beaconsfield, Quebec, a suburb of Montreal, his home, but he's still an American citizen.

Corcoran topped some of Europe's mightiest, including the favored Austrian stars, Karl Schranze (7th) and Andreas Molterer (12th).

* * *

The Men's Downhill produced two sensations. Jean Vuarnet, a 27-year-old outsider, upset the field of 63 by plummeting the two miles down ice-topped Squaw Peak in 2:06.0.

His triumph was less of a sensation than his equipment. The French hotel manager became the first Olympic gold medalist to win with metal skis —and no wax.

The favored Austrians finally clicked in the last Alpine event—the two-run slalom through the 66-gate and 69-gate courses on KT-22. Ernst Hinterseer, after finishing fifth on the first trip in 1:10.7, went all out on the second run. His time of :58.2 was the best and he won with a total of 2:08.9. Teammate Mathias Leitner was second on runs of 1:11.1 and :59.2 for 2:10.3. Charles Bozon of France was third on 1:09.8 and 1:00.6 for 2:10.4. Willy Bogner, an 18-year-old German, got off a dazzling first run of 1:08.8. But with the gold medal virtually in his pocket, Willy fell halfway down the twisting run, and then spilled again almost at the bottom and didn't finish.

Corcoran made another impressive showing, taking ninth in the field of 63 with 2:14.7 on 1:12.5 and 1:02.2. Frank Brown was 37th on 1:58.2 — 1:02.1 for 3:01.3. Jim Barrier fell on his second run and didn't finish. Chuck Ferries put together runs of 1:16.1 and 1:02.1 for 2:18.2 which would have been good for 11th place if it stood up. But he was among a large group disqualified.

* *

In the Nordic events, the favorites came through in the cross country ski races, but upset victors were two Germans, Helmut Recknagel in the Special Jumping and Georg Thoma in the Nordic Combined.

Sixten Jernberg, Sweden's "King of the Skis," captured the 30-kilometer (18¾ miles) cross country race in one hour, 51:03.9. The 42rd starter in the field of 45, the former blacksmith overhauled one racer after another and won easily on a time basis, while defending champion Veikko Hakulinen of Finland was sixth in 1:54:02.0.

Mack Miller topped the USA group with a creditable 2:03:05.4 and 27th place—the best effort ever by an American.

* * *

In the 50-kilometer (31 miles) grind, a frail-looking 28-year-old Finnish shop foreman, Kalevi Hamalainen, made every post a winning one. The first starter in the field of 31, he set a sizzling pace and led all the way in 2 hours, 59:06.3. Defending champion Sixten Jernberg of Sweden was fifth in 3:05:18.0, while USA's Mack Miller, a 5-foot-8, 140-pounder, was 17th in 3:17:23.2.

* * *

Old Hakulinen uncorked his spectacular effort in the anchor leg of the 4 x 10-kilometer (4 x 6 ¼ miles) relay to make up 20 seconds and lunge ahead of Brusveen of Norway by less than a ski length in 2:18:45.6. Norway's time was 2:18:46.4 with Russia's defending champions third in 2:21:21.6. The USA quartet of Mack Miller (37:04.0), Karl Bahlin (40:47.0), John Dendahl (39:11.0) and Pete Lahdenpera was 11th and last in 2:38: 01.8.

In the women's cross country races, in which the USA had no entries, Russia swept the first four places in the 10-kilometer (6 ¼ miles) individual race and finished second to Sweden in the 15 (3 x 5) kilometer (9.3 miles) relay race.

Marija Gusakova, a 29-year-old Leningrad dressmaker, won the 10 kilometers in 39:46.6 while Sweden's trio of Irma Johansson, Brit Strandberg and Sonja Ruthstrom won the relay in 1.04:21.4 with Russia second in 1.05.02.6.

Russia protested the victory, claiming Sweden's first skier, Irma Johansson, crossed over on a sharp turn and ran over Radia Eroshina's skis, spilling the Russian girl. Miss Eroshina then was involved in a pileup while the Swedish girl sped away to what proved to be the winning margin.

After viewing motion pictures clearing Miss Johansson, the Russians withdrew their protest.

In the men's Nordic Combined, which had been won six times previously by Norway and once by Finland, Georg Thoma of Germany scored a major upset by whipping a field of 33. The 22-year-old mailman from the Black Forest accumulated 457.952 points on a first in the jump- (221.5 points) and a fourth in the 15-kilometer (9.4 miles) cross country with a time of 59:23.8. This earned him 236.452 points. His three jumps were for 62, 69, and 67.5 meters (203, 226 and 221 feet).

Norway's Tormond Knutsen was second with 453 points and Russia's Nikolai Gusakov, husband of the women's cross country Olympic champion, third with 452.

The Americans finished far down in this event. The positions and performances were: 26, Alfred Vincelette, 191.5 for jumping (190, 185, 182 feet), and 204.774 for skiing (1:07:35.4), a total of 395.274; 27, Ted Farwell, 172.5 for jumping (147, 182, 180 feet), and 214.194 for skiing (1:05:09.4), a total of 386.694; 29, John Cress, 191.5 for jumping (175, 190, 203 feet), and 183.806 for skiing (1:12:59.7), a total of 375.306 points; and 30, Craig Lussi, 158.5 for jumping (172, 157, 168 feet), and 203.419 for skiing (1:07: 55.7), a total of 361.919.

* * *

Germany's Helmut Recknagel broke the Scandinavian monopoly in the Special Jumping with two spectacular flights, Norway had won this six straight times until Finland snapped the streak in 1956.

The 23-year-old mechanic from East Germany soared 93.5 meters (306 feet)—the longest jump in Olympic history—and 84.5 meters (277 feet) for a total of 227.2 points for distance and form. The approach to the second jump was shortened by one meter after it was learned that the first jump was too long for the course.

Finland's Niilo Halonen was second with 222.6 on leaps of 92.5 and 83.5 meters (303 and 273 feet) and Austria's Otto Leodolter third with 219.4 on jumps of 88.5 and 83.5 (290 and 273 feet).

Anten Samuelstuen, a 145-pounder, finished an excellent seventh in the field of 45 with 211.5 points on leaps of 90 and 79 meters (295 and 259 feet). The Norwegian-born Coloradoan defeated, among others, Finland's world champion, Juhani Karkinen, who had 211.4 points on leaps of 87.5 and 82 meters (287 and 268 feet).

The other Americans had the following placings: 28, Jon St. Andre, 192.3 points (81.5 and 78.5 meters —267 and 257 feet); 32, Robert Wedin, 187.1 (79 and 72 meters—259 and 236 feet), and 42, Gene Kotlarek, 165.1 (84 and 77 meters —275 and 252 feet). Kotlarek, one of America's leading hopes, fell on his second jump, ruining his chances for a high placing.



OLYMPIC WINTER GAMES ... as better vantage point to ... ...

At upper left is the landing ... ... the speed skating oval ...







1. *Blyth Arena is jammed at Squaw Valley during ice hockey match between United States and Russia.*
2. *John McCartan, America's sensational goalie, in reflective mood during lull in action.*
3. *Russians stop USA scoring threat. No. 9 is USA's Rodney Pasveia.*
4. *USA scores winning goal against Russia. At left Roger Christian raises his hockey stick in exultation over brother Bill's successful shot (far right) while Bob Owen (No. 5) joins in.*
5. *Flags of thirty competing nations fly at figure skating practice rink near Olympic Village in Squaw Valley.*













THE OLYMPIC down hill ski course on K-T mountain (extreme left) proved to be an [illegible] women contestants. (Shown in [illegible] Jerry Sc[illegible]

At above left is Jean Vuarnet [illegible] France (No. 10) winner of the men's downhill.

At right above is Heidi Biebl [illegible] Germany, winner of the women's downhill.
Below, spectators' view of finish [illegible]







LOVELY CAROL HEISS (above) captivated Squaw Valley audiences with her grace and charm; was first to win a gold medal for the U. S. A.

At lower right is Olympic champion men's figure skater David Jenkins executing a difficult spin-and-turn.

At lower left is Klara Guseva, Russia's champion in the 1000 meter women's speed skating.



Severud

Erickson

Kotlarek

Rahoi

St. Andre

Samuelstuen

Wedin



Wilk

Cress

Farwell

Letson

Lussi

Vincelette

Bradley

OFFICIAL SUMMARIES — ALPINE SKIING — 1960 OLYMPIC WINTER GAMES

MEN'S DIVISION
Downhill

Place	Name of Contestant	Representing	Total Time
1	Jean Vuarnet	France	2.06.0
2	Hanspeter Lanig	Germany	2.06.5
3	Guy Perillat	France	2.06.9
4	Willi Forrer	Switzerland	2.07.0
5	Roger Staub	Switzerland	2.08.9
6	Pierino Gros	Italy	2.09.1
7	Karl Schranz	Austria	2.09.3
8	Charles Bozon	France	2.09.7
9	Willy Cregnar	Germany	2.09.7
10	Egon Zimmerman	Austria	2.09.8
11	Ludwig Leitner	Germany	2.10.2
12	Pericle Milianti	Italy	2.10.8
13	Jakob Ardizer	Switzerland	2.10.9
14	SCOTT D. GORSUCH	U. S. A.	2.11.0
15	Josef Striegler	Austria	2.13.1
16	Eberhard Riedel	Germany	2.13.3
17	GORDON L. EATON	U. S. A.	2.14.0
18	MAX S. MAROLT	U. S. A.	2.14.2
19	Andreas Molterer	Austria	2.15.1
20	Hando Palarsie	Switzerland	2.15.4
21	WAYNE A. MEVILLE	U. S. A.	2.15.6
22	Vorke R. Anderson	Canada	2.15.9
24	I. Pedroncelli	Italy	2.16.8
25	Felice DeNicola	Italy	2.18.1
26	Jean-Guy Brunet	Canada	2.18.2
27	Frederick Tommy	Canada	2.18.4
28	Donald W. Bruneski	Canada	2.19.9
29	G. Warzochikine	Bulgaria	2.20.0
30	Georgi K. Dimitrov	Bulgaria	2.20.2
31	Francisco Cortes	Chile	2.20.8
32	Vicente Vera	Chile	2.24.5
33	J. Villargosse	Iceland	2.24.6
34	Chiharu Igaya	Japan	2.25.0
35	C. MacKintosh	Great Britain	2.25.1
36	K. Benediktsson	Iceland	2.26.0
37	H. Theodorsen	Iceland	2.26.2
38	Hans Forrer	Chile	2.26.7
39	Victor Sailer	Chile	2.27.2
40	Geoffrey Pitchford	Great Britain	2.27.3
41	Adolf Fehr	Liech.	2.27.4
42	M. Garcia-Moron	Spain	2.27.6
43	Robert Skooper	Great Britain	2.28.1
44	Luis Sanchez	Spain	2.28.3
45	Osvaldo A. Ancinas	Argentina	2.28.4
46	Toda Osamu	Japan	2.28.5
47	A. Schalamanov	Bulgaria	2.29.0
48	Robin S. Chaffey	New Zealand	2.29.3
49	Silvan Kindle	Liech.	2.29.4
49	Hermann Kindle	Liech.	2.29.4
51	Luis Arlos	Spain	2.29.8
52	William Day	Australia	2.30.5
53	Masayoshi Mitteri	Japan	2.31.3
54	Ross E. Hunt	New Zealand	2.31.4
55	John Oakes	Great Britain	2.36.0
56	Ibrahim Geagea	Lebanon	2.39.2
57	Peter Brocktroff	Australia	2.39.7
58	Zeki Semilaglu	Turkey	2.42.4
59	Nazih Geagea	Lebanon	3.00.3
60	Clemente Tellechea	Argentina	3.20.2
61	Kyung Soon Yim	Korea	3.34.4

DISQUALIFIED: Adrian Duvillard, France; Muzaffer Demirhan, Turkey.

DID NOT START: Takashi Takeda, Japan; Felipe Rigat, Spain; Bengt Erik Grahn, Sweden.

Slalom

Place	Name of Contestant	Representing	Total Time
1	Ernst Hinterseer	Austria	2.08.9
2	Mathias Leitner	Austria	2.10.3
3	Charles Bozon	France	2.10.4
4	Ludwig Leitner	Germany	2.10.5
5	Josef Striegler	Austria	2.11.1
6	Guy Perillat	France	2.11.8
7	Hanspeter Lanig	Germany	2.14.3
8	Pericle Milianti	Italy	2.14.4
9	THOMAS A. CORCORAN	U. S. A.	2.14.7
10	Sepp Behr	Germany	2.16.0
11	I. Pedroncelli	Italy	2.19.7
12	Chiharu Igaya	Japan	2.20.2
13	Carlo Senoner	Italy	2.20.7
14	Hermann Nogler	Germany	2.21.3
15	Adolf Mathis	Switzerland	2.23.5
16	Osvaldo A. Ancinas	Argentina	2.24.2
17	E. Thordarson	Iceland	2.24.9
18	Georgi K. Dimitrov	Bulgaria	2.25.1
19	Verne R. Anderson	Canada	2.29.3
20	Bruno Alberti	Italy	2.30.4
21	Silvan Kindle	Liech.	2.30.7
22	Donald W. Bruneski	Canada	2.32.9
23	K. Benediktsson	Iceland	2.37.1
24	Luis Arlos	Spain	2.40.5
25	Frederick Tommy	Canada	2.43.9
26	Osamu Toda	Japan	2.44.0
27	Hermann Kindle	Liech.	2.45.7
28	Hernan Soher	Chile	2.47.1
29	Victor Sailer	Australia	2.51.3
30	Peter Brocktroff	Australia	2.51.7
31	Georges Schneider	Switzerland	2.52.7
32	Clemente Tellechea	Argentina	2.54.7
33	Takashi Takeda	Japan	2.56.0
34	Jean-Guy Brunet	Canada	2.58.0
34	M. Garcia-Moron	Spain	2.58.0
36	Robert Skooper	Great Britain	3.00.1
37	FRANK E. BROWN	U. S. A.	3.01.3
38	Diego Schweizer	Argentina	3.04.2
39	Zeki Semilaglu	Turkey	3.06.1
40	Kyung Soon Yim	Korea	3.09.0

DISQUALIFIED: Willy Bogner, Germany; Roger Staub, Switzerland; Karl Schranz, Austria; Egon Zimmerman, Austria; JEAN-CLAUDE KILLY, France; BARRIE, U. S. A.; Willi Forrer, Switz., CHARLES J. [illegible], Geoffrey Pitchford, Gr. Britain, Masayoshi Mitteri, Japan; [illegible], Chile; J. Villargosse, Iceland; Nazih Geagea, Lebanon; Chile, Robin S. Chaffey, New Zealand; William Day, Australia; R. L. Hunt, New Zealand; Adolf Fehr, Liech.; Victor Sailer, Australia; Hans Forrer, Argentina; Muzaffer Demirhan, Turkey.

DID NOT START: Bengt E. Grahn, Sweden; Felipe Rigat, Spain; Ibrahim Geagea, Lebanon.

SKI MARATHONS

Continued from page 217

Giant Slalom

Place	Name of Contestant	Representing	Total Time
1	Roger Staub	Switzerland	1.48.3
2	Josef Stiegler	Austria	1.49.7
3	Erich Hinterseer	Austria	1.49.1
4	Ernesto DE CORCORAN	U. S. A.	1.50.1
5	Bruno Alberti	Italy	1.50.1
6	Guy Perillat	France	1.50.7
7	Karl Schranz	Austria	1.50.8
8	Paride Milianti	Italy	1.50.9
9	Jean Vuarnet	France	1.51.0
10	Adrian Durlisbach	France	1.51.1
11	Francois Bonlieu	France	1.51.2
12	Andreas Wallner	Austria	1.51.6
13	Hansjoerg Lang	Germany	1.51.9
14	Willy FAVRE-BOCH	U. S. A.	1.52.1
15	Fritz Wagnerberger	Germany	1.52.3
16	JAMES M. BARRIER	U. S. A.	1.52.7
17	Carlo Senoner	Italy	1.53.1
18	Ludwig Leitner	Germany	1.53.6
19	Jean Saubert	France	1.53.7
20	Willi Ferner	Germany	1.53.9
21	MAX S. MAROLT	U. S. A.	1.54.9
22	Fredy Brupbacher	Switzerland	1.55.0
23	Chiharu Igaya	Japan	1.55.8
24	Alfred Matscheider	Germany	1.56.2
25	Nando Pazzonia	Switzerland	1.56.5
26	Jean-Guy Brunet	Canada	1.57.7
27	E. Thordarson	Canada	1.57.9
28	Frederick Tommy	Canada	2.00.1
29	Ivan Ivanov	Bulgaria	2.01.6
30	Georgi K. Dimitrov	Bulgaria	2.02.9
31	Jean Leonard	Canada	2.04.7
32	Osvaldo A. Ancinas	Argentina	2.05.1
33	Masayoshi Minai	Japan	2.05.6
34	Yoshio Kimura	Japan	2.06.1
35	Osamu Tada	Japan	2.06.5
36	Mario Vera	Chile	2.06.8
37	A. Schoriemorov	Bulgaria	2.07.0
38	Vicente Vera	Chile	2.07.7
39	Hans Hinterseer	Austria	2.08.2
40	Hermann Knidle	Liech.	2.11.7
41	William Day	Australia	2.12.2
42	Luis Arias	Spain	2.13.2
43	Adolf Telfser	Liech.	2.13.3
44	Hans Peter Frick	Liech.	2.13.4
45	Luis Sanchez	Chile	2.13.6
46	Francisco Cortes	Chile	2.14.3
47	M. Garcia-Morato	Spain	2.15.1
48	John Oakes	Great Britain	2.16.3
49	Ivan Vassilev	Bulgaria	2.17.2
50	Geoffrey Pitchford	Great Britain	2.20.4
51	Oddvar Konestad	Norway	2.23.1
52	William F. I. Hunt	New Zealand	2.25.1
53	Robert Skeaper	Great Britain	2.26.2
54	Ivan Ivanov	Bulgaria	2.27.1
55	Diego Schweizer	Argentina	2.27.9
56	Herman Sober	Chile	2.28.1
57	Teodoro Goeppo	Argentina	2.28.2
58	Robin S. Chiffey	New Zealand	2.32.3

DISQUALIFIED: Hans Peter Wagner, Germany; Peter Rohrmoser, Austria; Reinhold Dorflinger, Turkey; J. Villargordan, Iceland; C. Gaudin, Great Britain; Kyung Soon Yim, Korea; Clemente Tellechea, Argentina.
DID NOT START: Felipe Rigat, Spain.

WOMEN'S DIVISION

Downhill

1	Heidi Biebl	Germany	1.37.6
2	PENELOPE T. PITOU	U. S. A.	1.38.6
3	Annemarie Moser	Austria	1.38.9
4	Fran Bell	Liech.	1.39.9
5	Jetta Schiv	Israel	1.40.3
6	Annelies Meggl	Germany	1.40.8
7	Sonja Sperl	Germany	1.41.0
8	Judy Crawford	Australia	1.41.1
9	Yvonne Ruegg	Switzerland	1.41.6
10	Carla Marchelli	Italy	1.41.9
11	E. Hennebergen	Germany	1.42.4
12	Anne Heggtveit	Canada	1.42.9
13	Marianne Jahn	Norway	1.42.9
14	Florence Steurer	France	1.44.2
15	Arlette Grosso	France	1.44.2
16	Jolanda Schiv	Italy	1.44.2
17	Nancy Holland	Canada	1.45.2
18	Francoise Macchi	France	1.45.6
19	Olga Pall-Jaschkina	U. S. S. R.	1.46.5
20	Evgenija Kabina	U. S. S. R.	1.46.8
21	JOAN L. HANNAH	U. S. A.	1.47.3
22	Nancy Greene	Canada	1.48.3
23	Barbara Ann Cochran	U. S. S. R.	1.49.2
24	Wendy Wagner	U. S. A.	1.49.7
25	Josephine Gibbs	Great Britain	1.50.2
26	Margrit Gertsch	Switzerland	1.50.4
27	Christine Duvy	Australia	1.50.6
28	Patricia Proctor	Great Britain	1.50.8
29	Maria C. Schweizer	Argentina	1.51.0
30	Liv Christiansen	Norway	1.51.2
31	Renate Holmes	Great Britain	1.51.9
32	Elizabeth Greene	Canada	1.53.3
33	Carol Ann Frith	U. S. A.	1.53.4
34	Claudia Wenseslao	New Zealand	1.55.3
35	Liselotte Michel	Switzerland	1.55.5
36	Patricia H. Pratt	New Zealand	1.56.1
37	Astrid Sandvik	Norway	2.02.9
38	Christine Goitschel	France	2.03.0
39	Josefina Frandi	Argentina	2.11.6

DISQUALIFIED: BETSY SMITH, U. S. A.; Annemarie Moser, Switzerland; H. Beutlmeyer, Austria.

Slalom

1	Anne Heggtveit	Canada	1.49.6
2	BETSY B. SMITH	U. S. A.	1.52.9
3	E. Hennebergen	Germany	1.56.6

Place	Name of Contestant	Representing	Total Time
4	Theresa Leduc	France	1.57.4
5	Hilde Rafftner	Austria	1.58.0
6	Liselotte Michel	Switzerland	1.58.0
7	Olga Pall-Jaschkina	U. S. S. R.	1.58.2
8	Sonja Sperl	Germany	1.58.8
9	BENIE K. COX	U. S. A.	1.59.2
10	Chanal G. Winuza	Italy	1.59.3
11	Marit Haraldsen	Norway	1.59.8
12	Evgenija Kabina	U. S. S. R.	2.00.1
13	Anneliese Meggl	Germany	2.02.4
14	Inger Bjornbakken	Norway	2.02.5
15	Rudolf Cilli	Czech.	2.02.9
16	Josefine Frandi	Argentina	2.03.0
17	Maria C. Schweizer	Argentina	2.03.6
18	Evgenija Kosirina	U. S. S. R.	2.04.3
19	Marguerite Leduc	France	2.04.6
20	Heidi Biebl	Germany	2.06.2
21	Heidi Biebl	Germany	2.06.3
22	Wendy Wagner	Canada	2.08.0
23	Elizabeth Greene	Canada	2.10.4
24	Christine Goitschel	France	2.11.9
25	BEVERLY ANDERSON	U. S. A.	2.13.1
26	Ingrid Wendl	Switzerland	2.13.2
27	M. Cheney-Gaudin	Switzerland	2.15.4
28	Christine Davy	Australia	2.17.2
29	Ann Black	Canada	2.17.3
30	Nancy Greene	Canada	2.18.0
31	Jacqueline Rolland	France	2.18.2
32	PENELOPE T. PITOU	U. S. A.	2.19.0
33	Renate Holmes	Great Britain	2.23.5
34	Jolanda Schiv	Italy	2.29.1
35	Astrid Sandvik	Norway	2.29.4
36	Josefina Frandi	Argentina	2.30.0
37	Claudia Wenseslao	New Zealand	2.31.2

DISQUALIFIED: Annemarie Moser, Switzerland, Marianne Jahn, Austria; Traudl Hecher, Austria; Yvonne Ruegg, Switzerland; and Liv Christiansen, Norway.

Giant Slalom

1	Yvonne Ruegg	Switzerland	1.39.9
2	PENELOPE T. PITOU	U. S. A.	1.40.0
3	Annemarie Moser	Austria	1.40.2
4	BETSY B. SMITH	U. S. A.	1.40.4
5	Carla Marchelli	Italy	1.40.7
6	Annelies Meggl	Germany	1.40.7
7	Theresa Leduc	France	1.40.8
8	Traudl Hecher	Austria	1.41.1
9	Hilde Rafftner	Austria	1.41.9
10	Sonja Sperl	Germany	1.41.9
11	JM. Chapuis-Barthod	Switzerland	1.41.9
12	Anne Heggtveit	Canada	1.42.1
13	Florence Steurer	France	1.42.3
14	Liselotte Michel	Switzerland	1.42.5
15	Jetta Schiv	Israel	1.42.6
16	E. Hennebergen	Germany	1.42.6
17	Fia Rio	Italy	1.42.9
18	Marianne Jahn	Norway	1.43.2
19	Astrid Sandvik	Norway	1.43.4
20	Inger Bjornbakken	Norway	1.43.5
21	Judy Crawford	Australia	1.43.7
22	Stefina Kerschbaumer	U. S. S. R.	1.43.7
23	Fernande Bochatay	Switzerland	1.44.4
24	Liv Christiansen	Norway	1.46.0
25	Traudl J. Hecher	Austria	1.46.7
26	Nancy Greene	Canada	1.47.4
27	Cecelia Wenseslao	New Zealand	1.47.7
28	Christine Goitschel	France	1.48.0
29	Nancy Holland	Canada	1.48.7
30	Ljubenj Velkova	U. S. S. R.	1.48.9
31	Evgenija Kabina	U. S. S. R.	1.50.0
32	Christine Davy	Australia	1.50.7
33	Josephine Gibbs	Great Britain	1.51.2
34	Wendy Wagner	New Zealand	1.51.5
35	Maria C. Schweizer	Argentina	1.52.0
36	BEVERLY ANDERSON	U. S. A.	1.52.2
37	Heidi Biebl	Germany	2.01.0
38	Ann Black	Great Britain	2.01.2
39	Wendy Sharples	Great Britain	2.04.1
40	Sonja McCaskie	Great Britain	2.04.2

DISQUALIFIED: Erika Netser, Austria; Marit Haraldson, Norway; LINDA METERS, U. S. A., and Marian Novaria, Spain.

OFFICIAL SUMMARIES — NORDIC EVENTS

MEN'S 15 KILOMETER CROSS COUNTRY

Place	Name of Contestant	Representing	Total Time
1	Haken Jernberg	Norway	51.55.1
2	Sixten Jernberg	Sweden	51.58.6
3	Veikko Hakulinen	Finland	52.00.0
4	Gennadij Vasjukov	U. S. S. R.	52.10.0
5	Einar Ostby	Norway	52.18.0
6	Sven A. Monterstrom	Finland	52.49.0
7	Janne Stefansson	Sweden	52.41.0
8	Per Erik Larsson	Sweden	52.45.0
9	Mariusz Da Gorgo	Italy	52.52.0
10	Nikolai Anikin	U. S. S. R.	52.55.0
11	Harald Grasshagen	Germany	52.57.0
12	Hallgeir Brenden	Norway	53.10.3
13	Eero Kolehmainen	Finland	53.11.0
14	G. De Florian	Italy	53.24.1
15	Aleksandr Gobin	U. S. S. R.	53.30.0
16	Pavel Moruchkin	U. S. S. R.	53.36.4
17	Per Erik Larsson	Sweden	53.49.3
18	Jan Kvalheim	Norway	54.13.3
19	Fernando Felter	Italy	54.31.1
20	Giuseppe Steiner	Italy	54.35.0
21	Jonn Hannal	France	54.44.3
22	ANDREW M. MILLER	U. S. A.	54.49.0
23	Karl Kvalheim	Norway	54.52.7
24	Hans Werner	Germany	55.25.6
25	Benoit Carrara	France	55.38.5
26	Victor Arbez	France	55.41.1
27	Alphonse Baume	Switzerland	55.58.9
28	Ivan Utrobin	U. S. S. R.	56.00.1
29	Rene Mandrillon	France	56.01.5
30	Kosuo Sato	Japan	56.15.0
31	Lorenz Possa	Switzerland	56.30.1
32	Enno Roder	Germany	56.34.4
33	Vlastimil Mikkov	Czech.	56.55.0
34	Pal Selga	Hungary	57.02.9
35	Clarence Servold	Canada	57.04.7
36	Sepp Haas	Germany	57.09.7
37	Marcel Huguenin	Switzerland	57.40.3
38	Sepp Haas	Switzerland	57.40.7
39	Gennadi Kolchin	U. S. S. R.	57.43.9
40	T. Matsuhashi	Japan	57.49.1
41	Paul Rantanen	Finland	58.00.6
42	Siegfried Weiss	Germany	58.04.5
43	Ivan Utrobin	Great Britain	58.20.0
44	John A. Moore	Canada	58.33.0
45	Elli Kuriku	Japan	58.37.0
46	PETER LINDENPERA	U. S. A.	58.39.3
47	Ivica B. Servanin	U. S. A.	2.13.1
48	Arthur E. HARVIDSEN	Great Britain	1.01.32.9
49	Sandro Cumpat	U. S. A.	1.02.35.7
50	CHARLES AKERS	Australia	1.02.37.2
51	Marcello De Durigo	Canada	1.02.51.0
52	Norman L. Shutt	Canada	1.02.58.0
53	Ivan Ivanov	Great Britain	1.03.29.3
54	Ho Yoon Kim	Korea	1.15.26.5

MEN'S 30 KILOMETER CROSS COUNTRY

1	Sixten Jernberg	Sweden	1.31.03.9
2	Ralf Gebhardt	Germany	1.31.16.9
3	Nikolai Anikin	U. S. S. R.	1.32.28.2
4	Gennadij Vasjukov	U. S. S. R.	1.32.39.2
5	Lennart Larsson	Sweden	1.33.53.2
6	Veikko Hakulinen	Finland	1.34.02.0
7	Toimi J. Alatalo	Finland	1.34.58.5
8	Aleksei Kuznetsov	U. S. S. R.	1.34.39.9
9	Per Erik Larsson	Sweden	1.34.53.2
10	Oddvard Jensen	Norway	1.35.35.0
11	G. De Florian	Italy	1.36.40.6
12	Kalevi Hannaliinen	Finland	1.36.54.4
13	Allan Andersson	Sweden	1.37.09.9
14	Fernando Felter	Italy	1.37.50.3
15	N. Shaliukhin	U. S. S. R.	1.38.21.3
16	Meagar Lundemo	Norway	1.38.46.8
17	O. Cenciarelli	Italy	1.38.55.0
18	Arto K. Tiainen	Finland	1.38.56.6
19	Ivica Servanin	U. S. A.	1.39.02.0
20	Sven Davidsson	Sweden	1.39.52.9
21	Helmut Wieditsch	Germany	2.01.25.0
22	Gennadij Kulak	Poland	2.01.27.1
23	Andrzej Mateja	Poland	2.01.34.7
24	Stanislaw Gancarz	Poland	2.01.50.2
25	Rene Mandrillon	France	2.02.05.1
26	Josef Maier	Germany	2.02.10.6
27	ANDREW M. MILLER	Canada	2.02.55.4
28	Marcel Huguenin	Switzerland	2.03.25.6
29	Ivan Utrobin	Great Britain	2.03.31.4
30	Rudolf Cilik	Czech.	2.03.34.2
31	Stefan G. Mikov	Bulgaria	2.03.54.3
32	Lennart Tellstrom	Sweden	2.04.03.0
33	Siegfried Hug	Germany	2.05.48.6
34	Theodor Kubesch	Czech.	2.05.52.1
35	T. Matsuhashi	Japan	2.06.24.5
36	Clarence Servold	Canada	2.06.37.9
37	Kosuo Sato	Japan	2.07.07.2
38	John A. G. Moore	Great Britain	2.08.56.6
39	Elli Kuriku	Japan	2.09.01.0
40	Ivica B. Servanin	Canada	2.09.50.4
41	Andrew J. Morgan	Great Britain	2.13.36.9
42	LEO E. LAASA	U. S. A.	2.14.47.0
43	JOSEPH P. WILSON	U. S. A.	2.32.16.2
44	Ho Yoon Kim	Korea	2.35.14.6
45	Pedro Canessa	Chile	2.42.25.0

DID NOT FINISH: Giuseppe Steiner, Italy; SVEN S. JOHANSON, U. S. A., and Pritz Kocher, Switzerland.

MEN'S 50 KILOMETER CROSS COUNTRY

1	Kalevi Hannaliinen	Finland	2.29.06.2
2	Veikko Hakulinen	Finland	2.30.02.0
3	Ralf Gebhardt	Sweden	2.32.46.2
4	Lennart Larsson	Sweden	3.03.27.9
5	Sixten Jernberg	Sweden	3.05.18.9
6	Pentti J. Pelkonen	Finland	3.05.34.5
7	Gennadij Vagorov	Finland	3.07.54.4
8	Veikko Hakonen	Finland	3.08.04.0
9	Vyatcheslav Vedenin	Norway	3.08.23.0
10	Sverre Stensheim	Norway	3.08.51.0
11	Oddmund Jansen	Norway	3.09.16.2
12	Arvar Ravelsrud	Norway	3.09.43.0
13	Nikolai Anikin	U. S. S. R.	3.10.13.9
14	Aleksandr Kozlov	Norway	3.11.17.1
15	Aleksei Kuznetsov	U. S. S. R.	3.11.47.0
16	F. De Florian	Italy	3.16.22.6
17	ANDREW M. MILLER	U. S. A.	3.19.43.8
18	Livio Stuffer	Italy	3.20.43.6
19	Vladimir Kirillin	U. S. S. R.	3.25.06.4
20	Helmut Hoppe	Germany	3.25.14.6
21	A. Schanotti	Italy	3.26.32.2
22	Stefan G. Mikov	Bulgaria	3.27.03.9
23	Rudolf Donnbauer	Germany	3.27.54.4
24	Hans Werner	Germany	3.28.29.1
25	Alfredo Dibona	Italy	3.33.31.6
26	OLAVI E. HIRVONEN	U. S. A.	3.34.37.8
27	Elli Kuplia	Japan	3.36.03.0
28	Egon Fleischmann	Germany	3.38.33.4
29	LEO E. LAASA	U. S. A.	3.41.08.2
30	John A. G. Moore	Great Britain	3.43.15.3
31	THEODORE FARWELL	U. S. A.	3.49.56.6

DID NOT START: Andrew J. Morgan, Great Britain; Kosuo Sato, Japan; Pritz Kocher, Switzerland; Pal Selga, Hungary; Clarence Servold, Canada; Andrzej Mateja, Poland; Norman L. Shutt, Great Britain, and Rudolf Cilik, Czech.

MEN'S 4 x 10 KILOMETER RELAY

Place	Country and Contestant	Total Time
1	FINLAND	2.18.45.6
	Toimi J. Alatalo	(35.05.0)
	Eero A. Mantyranta	(35.05.0)
	Veikko Y. Huhtala	(35.05.0)
	Kalevi Hannaliinen	(33.56.6)
2	NORWAY	2.18.46.4
	Harald Grasshagen	(35.07.0)
	Hallgeir Brenden	(34.41.0)
	Einar Ostby	(34.17.4)
	Haken Jernberg	
3	U. S. S. R.	2.21.31.6
	A. Shaliukhin	(37.17.0)
	Gennadij Vasjukov	(35.59.2)
	Aleksei Kuznetsov	(35.31.0)
	Nikolai Anikin	(32.44.4)
4	SWEDEN	2.21.31.8
	Lars Olsson	(34.56.0)
	Janne Stefansson	(34.44.0)
	Lennart Larsson	(34.44.0)
	Sixten Jernberg	(32.13.8)
5	ITALY	2.22.32.5
	Fr. DeFlorian	(35.37.0)
	Giuseppe Steiner	(35.30.0)
	Pampeo Fattor	(35.30.0)
	Mariusz De Durigo	(36.25.5)
6	POLAND	2.26.23.3
	Gennadij Matula	(36.22.0)
	Josef Kruzik	(37.55.0)
	J. Gut-Mostyn	(37.19.0)
	Kazimierz Zelek	(34.27.3)
7	FRANCE	2.26.30.8
	Benoit Carrara	(36.50.0)
	Rene Mandrillon	(36.41.0)
	Benoit Carpara	(36.41.0)
	Jean Harmel	(36.13.8)
8	SWITZERLAND	2.29.36.8
	Alphonse Baume	(37.43.0)
	Marcel Huguenin	(36.15.0)
	Lorenz Possa	(36.37.0)
	Alphonse Reuna	(37.01.8)
9	GERMANY	2.31.47.1
	Kuno Werner	(37.27.0)
	Helmut Hopp	(37.55.0)
	Siegfried Weiss	(37.56.0)
	Enno Roder	(38.29.1)
10	JAPAN	2.34.44.9
	T. Matsuhashi	(39.02.0)
	Kosuo Sato	(39.17.0)
	Elli Kuriku	(39.17.0)
	Akeni Terauchi	(40.44.9)
11	U. S. A.	2.38.01.8
	ANDREW M. MILLER	(37.04.0)
	KARL A. BOHLIN	(40.47.0)
	JOHN C. KENDALL	(40.14.8)
	PETER LANDENPERA	(40.39.0)

WOMEN'S 10 KILOMETER CROSS COUNTRY

Place	Name of Contestant	Representing	Total Time
1	Marila Gusakova	U. S. S. R.	39.46.6
2	Lubov Baranova	U. S. S. R.	40.04.0
3	Radia Eroshina	U. S. S. R.	40.06.0
4	Alevtina Kolchina	U. S. S. R.	40.13.0
5	Sonja V. Ruthstrom	Sweden	40.35.5
6	Toini L. Pusula	Finland	40.50.0
7	Barbara Martinsson	Sweden	41.04.2
8	Eva Wikstrom	Sweden	41.08.3
9	Krastyna A. Stoeva	Bulgaria	41.44.0
10	Brit Strandberg	Sweden	42.06.8
11	Eva Rosinger	Germany	42.17.0
12	Rita Czech	Germany	42.29.0
13	Wanda Biegun	Poland	42.45.2
14	Pekka Comtesson	Finland	42.45.5
15	Slit J. Rantanen	Finland	42.52.7
16	Ingrid Wendl	Switzerland	43.03.0
17	Eva A. Hag	Germany	44.14.6
18	Eva Mandula	Hungary	44.32.9
19	Anna Kraspotvska	Poland	44.36.1
20	M. Gasienica-Daniel	Poland	44.45.8
21	Rose P. Diewa	Bulgaria	44.48.8
22	Magdalena Rakoczy	Hungary	47.23.2

DID NOT FINISH: Christa Gohler, Germany.

WOMEN'S 3 x 5 KILOMETER RELAY

Place	Country and Contestant	Total Time
1	SWEDEN	1.04.21.4
	Irma Johansson	(21.21.0)
	Sonja V. Ruthstrom	(21.03.4)
	Brit Strandberg	(21.03.4)
2	U. S. S. R.	1.05.02.6
	Radia Eroshina	(22.57.0)
	Marila Gusakova	(21.18.0)
	Lubov Baranova	(20.47.6)
3	FINLAND	1.06.27.3
	Toini L. Rantanen	(22.57.0)
	Eeva Pusula	(21.39.1)
	Toini K. Pesti	(21.31.2)
4	POLAND	1.07.09.9
	Stefanie Biegun	(22.57.0)
	M. Gasienica-Daniel	(21.39.1)
	Halina Czerniewska	(21.31.2)
5	GERMANY	1.07.17.9
	Rita Czech	(22.57.0)
	Renate Berges	(21.39.1)
	Senehilde Rabin	(21.31.2)

DID NOT START: Bulgaria.



THE UNITED STATES OLYMPIC NORDIC AND COMBINED ski team lined up before the Olympic scoreboard at McKinney Creek in Squaw Valley. Front row, kneeling, left to right—John R. Cress, Ted A. Farwell, Jr., Edward M. Lenton, and C. M. Serge Lussi. Standing, left to right—Charles Akers, Karl A. Bahlin, Joseph P. Wilson, Andrew W. Miller, John G. Dundas!, Lee E. Massa, Sven Johanson, Olavi E. Hirvonen, Sven E. Wilk (coach), and Dr. David J. Bradley (manager). Not on picture—Alfred Vincelette.

SKI SUMMARIES

Continued from page 219

MEN'S NORDIC SPECIAL JUMPING (80 Meter)

Place	Name of Contestant	Representing	1st rnd.	2nd rnd.	Total
1	Helmut Recknagel	Germany	113.6	113.6	227.2
2	Nilla Hatonen	Finland	111.3	111.3	222.6
3	Otto Leodolter	Austria	107.6	111.8	219.4
4	Nicholas Kapenniy	U. S. S. R.	105.2	108.7	213.9
5	Torbjorn Yggseth	Norway	106.6	109.5	216.1
6	Max Bellmann	Germany	106.4	106.9	213.6
7	ANDTEN SAMUELSTUEN	U. S. A.	107.8	103.7	211.5
8	Juhani Karkinen	Finland	108.3	103.1	211.4
9	Kaba Tsekedze	U. S. S. R.	107.8	104.1	211.1
10	Nikolai Shamov	U. S. S. R.	103.2	107.4	210.6
11	Halvar Nore	Norway	103.1	106.7	209.8
12	Veit Kahrl	Germany	106.1	102.6	208.7
13	Kare Berg	Norway	100.7	106.7	207.4
14	Alwin Plank	Austria	105.3	101.4	206.7
15	Sadao Kikuchi	Japan	104.1	101.1	205.2
16	Walter Steinegger	Austria	103.3	102.6	205.9
17	Paul O. Klasenius	Finland	104.2	101.6	205.8
18	Rolf Granberg	Sweden	100.0	104.8	204.8
19	Bengt Eriksson	Sweden	99.6	102.4	202.0
20	Andreas Dascher	Switzerland	101.1	100.1	201.2
21	Werner Lesser	Germany	98.0	103.0	201.0
22	Kaichi Sato	Japan	98.4	101.9	200.3
23	Ole Tom Hord	Norway	94.6	105.6	200.2
24	Dino De Zardo	Italy	99.7	100.1	199.8
25	Yasuke Ere	Japan	102.2	93.5	197.7
26	Claude Jean Prost	France	99.9	96.9	196.8
27	Leonid Fedorov	U. S. S. R.	97.2	95.9	193.1
28	JON J. ST. ANDRE	U. S. A.	92.3	99.8	192.1
29	Inge Lindqvist	Sweden	90.4	99.7	190.1
30	Mikaeli Matikov	Russia	92.6	97.0	189.6
31	Nicholas Alm	Finland	87.6	100.6	188.2
32	ROBERT A. WELDIN	U. S. A.	95.3	93.4	187.1
33	Jacques Charland	Canada	91.0	95.3	186.3
34	Wilhelm Egger	Austria	91.1	94.4	185.4
35	Gerry Gravelle	Canada	94.4	91.0	185.4
36	Nilo Zandanel	Italy	95.0	89.4	184.4
37	Enzo Perin	Italy	84.0	96.8	181.6
38	Robert Bey	France	87.7	91.6	179.3
39	Luigi Pennacka	Italy	78.7	92.5	171.2
40	Veikko Kankkonen	Finland	72.0	96.0	168.0
41	Hans Sonnleitner	Germany	78.0	86.9	164.9
42	GENE K. KOTLAREK	U. S. A.	95.5	68.6	163.1
43	S. Gudmundsson	Iceland	73.0	82.7	155.7
44	Alois Mayerhofer	Canada	71.4	79.7	151.1
45	Kjell A. Sjoberg	Sweden	94.1	33.8	127.9

MEN'S NORDIC COMBINED

Place	Name of Contestant	Representing	60 KM Jump	15 KM Race	Total
1	Georg Thoma	Germany	221.5	236.452	457.952
2	Tormod Knutsen	Norway	217.0	236.000	453.000
3	Nikolai Gusakov	U. S. S. R.	212.0	240.000	452.000
4	Pekka N. Rinteli	Finland	214.0	225.071	449.071
5	Dmitriy Kachkin	U. S. S. R.	219.5	228.194	447.694
6	Sverre Stenersen	Norway	215.0	229.613	444.613
7	Sverre Stenersen	Norway	205.5	232.581	438.081
8	Lars Dahlqvist	Sweden	205.0	232.500	437.500
9	Paavo Korhonen	Finland	197.5	237.424	434.924
10	Bengt Eriksson	Sweden	213.0	220.710	433.710
11	Alois Mayerhofer	Canada	205.5	227.548	433.048
12	Mikhail Prikalov	U. S. S. R.	200.5	232.452	432.952
13	Gunter Kasper	Germany	207.0	225.742	432.742
14	Enzo Perin	Italy	207.0	225.290	432.290
15	Gerry Gravelle	Canada	216.5	211.456	427.956
16	Leonid Fedorov	U. S. S. R.	202.0	225.548	427.548
17	Hans Sonnleitner	Germany	214.0	212.645	426.645
18	Vlastimil Malich	Czech.	198.0	227.097	425.097
19	Josef Karpiel	Poland	196.5	225.484	419.984
20	Martin Koster	Germany	212.0	204.645	416.645
21	Alois Mayerhofer	Austria	205.5	209.464	414.964
22	Enzo Reyrle	Finland	212.5	202.258	414.758
23	Marrti Mostela	Finland	200.5	210.000	412.000
24	Akseli Tastiguchi	Japan	194.0	215.226	409.226
25	Irvin B. Servold	Canada	177.5	227.355	404.855
26	ALFRED VINCELETTE	U. S. A.	190.5	204.774	395.274
27	THEODORE FARWELL	U. S. A.	172.5	214.194	386.694
28	Clarence Servold	Canada	144.0	238.710	382.710
29	JOHN R. CRESS	U. S. A.	191.5	183.806	375.306
30	CRAIG M. LUSSI	U. S. A.	135.5	202.419	361.919
31	Hal Herdol	Australia	138.0	194.387	332.387

U. S. A. Speed Skating Performance Topped By Medalists Jeanne Ashworth, Bill Disney

UNITED STATES speed skaters made a creditable all-around showing in the Winter Games in gaining two medals, a silver and a bronze.

The medal winners were Bill Disney, who finished second in the 500 meters, and Jeanne Ashworth, a surprisingly versatile competitor who took third in the women's 500 and topped the American delegation in the 1,000, 1,500 and 3,000 as well. Both came within tiny fractions of a second of the champions in the 500.

The Games marked the debut of women's speed skating as an official part of the Olympic program. The Russians, with world record holders in all four of the women's events and in two of the four men's races, were expected to dominate the competition;

They did, too, winning six gold medals and earning a total of 12 medals. The Soviets were led by a pair of gold medalists, Eugeni Grishin in the 500 and 1,500 and Lidija Skoblikova in the 1,500 and 3,000.

* * *

The artificial course, rated extremely fast, lived up to expectations. Grishin tied his world mark of :40.2, set in winning the 1956 title, and would have broken the 40-second barrier by nearly two seconds if he had not stumbled and skidded on the final turn. Disney, a 27-year-old rug cleaner from Alhambra, Calif., was second in American record time of :40.3.

The 16-minute barrier was crashed through twice in a fantastic 10,000-meter final which saw the first five men shatter the world standard of 16:32.6, established by Hjalmar Andersen of Norway in 1952.

Knut Johannesen, a 26-year-old Norwegian carpenter, hammered the mark down to 15:46.6—46 seconds below the record—in winning the gold medal to go with a silver earned in the 5,000.

Both the men's 500 and 10,000 were raced under ideal weather conditions. But strong gusts, ranging up to 35 miles per hour on raw, blustery days, barred record performances in the 1,500 and 5,000. Grishin tied Norway's Roald Edgar Aas at 2:10.4 for the gold medal in the 1,500, thus duplicating his odd double at Cortina when he also won the 500 and tied for the gold in the 1,500.

Russia's Viktor Kosichkin, a 22-year-old Moscow engineer, was the only one to break eight minutes in the 5,000 as he won in 7:31.2. He also finished second in the 10,000 in 15:49.2.

* * *

Miss Skoblikova, a blue-eyed blonde, was the only woman to eclipse any of the remarkable world records set by the Russians on the fabulously fast oval at Alma Ata, high in the Urals. The 21-year-old physiology student from the Urals cracked the 1,500-meter mark with a time of 2:25.2, and came within a half sec-

Continued on page 222

SPEED SKATING

OFFICIAL SUMMARIES — SPEED SKATING — 1960 OLYMPIC WINTER GAMES

MEN'S DIVISION

500 Meter Speed Skating

Place	Name of Contestant	Representing	Total Time
1	Eugeni Grishin	U. S. S. R.	40.2
2	William E. DISNEY	U. S. A.	40.3
3	Rafael Grach	U. S. S. R.	40.4
4	Hans Wilhemsson	Sweden	40.5
5	Gennadi Voronin	U. S. S. R.	40.6
6	Ale Gischvind	Norway	40.8
7	KEITH BERNOTT	U. S. A.	40.9
8	Toivo K. Salonen	Finland	40.9
9	Fumio Nagahuba	Japan	41.1
10	EDDIE J. RUDOLPH	U. S. A.	41.2
11	Yuri Matyuker	U. S. S. R.	41.2
12	Kees Verkerk	Netherlands	41.2
13	Colin Dickey	Australia	41.3
14	Hroar Elvenes	Norway	41.4
15	Andre Kouyoumoff	France	41.5
16	Jarolo J. Jarvinen	Finland	41.8
17	Ivar Ballangrud	Norway	41.8
18	Bernard Glad	France	42.0
19	Lea O. Tynskkynen	Finland	42.1
20	Bernard Kuhnert	Germany	42.2
21	Gunter Titsh	Germany	42.3
22	Ken Henry	Australia	42.3
23	Knut Johannesen	Norway	42.3
24	Nils Egil Aamess	Norway	42.5
25	Manfred Schuler	Germany	42.5
26	Per Olof Engren	Sweden	42.7
27	Cornelis Den	Netherlands	42.8
28	Willem De Graaff	Netherlands	42.9
29	Olle Oldenberg	Sweden	43.0
30	Chris Dahlberg	Canada	43.1
31	Rolf Otis	Canada	43.1
32	Mario Gius	Italy	43.4
33	Jan S. Pesman	Netherlands	43.4
34	Ralf Gerschke	Germany	43.5
35	Edward Ray Tutty	Australia	43.5
36	Tokeo Mizea	Japan	43.7
37	Antonio Nitta	Italy	43.7
38	Terance Monaghan	Great Britain	44.0
39	Thomas A. Aulkin	Canada	44.1
40	Hermann Strutz	Austria	44.4
41	Lawrence Mason	Canada	44.7
42	Jouko J. Jakinen	Finland	45.1
43	S. Takemura	Japan	45.5
44	Yung Chang	China	45.8

DID NOT FINISH: WILLIAM A. CAROW, U. S. A.; Thomas A. Malkin, Great Britain

1500 Meter Speed Skating

Place	Name of Contestant	Representing	Total Time
1	Roald Edgar Aas	Norway	2:10.4
2	Eugeni Grishin	U. S. S. R.	2:10.4
3	Sorly Gierdal	U. S. A.	2:11.5
4	Jouko L. Jakinen	Finland	2:12.0
5	Jouko J. Jarvinen	Finland	2:13.1
6	Per Olof Gregren	Sweden	2:13.1
7	Per Ivar Moestad	Norway	2:13.2
8	Andre Kouyoumoff	France	2:13.3
9	Helmut Kehnert	Germany	2:13.6
10	Raymond Gilles	France	2:14.2
11	Knut Johannesen	Norway	2:14.5
12	Gennadi Voronin	U. S. S. R.	2:14.8
13	Kurt Rittig	Germany	2:15.3
14	Ken Henry	Australia	2:16.1
15	Kees Verkerk	Sweden	2:16.5
16	William De Graaff	Netherlands	2:16.5
17	RICHARD H. HORN	U. S. A.	2:16.7
18	Manfred Schuler	Germany	2:18.2
19	Ivar Ballangrud	Norway	2:18.3
20	Gunter Titsh	Germany	2:18.6
21	Fumio Nagahuba	Japan	2:18.7
22	FLOYD BALKMAN	U. S. A.	2:19.0
23	Keiko Tsuzivesana	Japan	2:19.2
24	Mario Gius	Austria	2:19.4
25	Lea O. Tynskkynen	Finland	2:19.6
26	Terance Monaghan	Great Britain	2:19.9
27	Kenzo Ike Kawa	Japan	2:20.6
28	Bo Kennes	Sweden	2:21.2
29	Chris Dahlberg	Canada	2:21.7
30	Yuri S. A.	U. S. S. R.	2:21.7
31	Harald Norden	Germany	2:22.1
32	Jan S. Pesman	U. S. S. R.	2:23.1
33	Tokeo Mizea	Japan	2:23.6
34	Antonio Nitta	Japan	2:23.8
35	EDDIE J. RUDOLPH	U. S. A.	2:23.9
36	Ralf Otis	Canada	2:23.9
37	Edward Ray Tutty	Australia	2:24.2
38	Gunter Titsh	Japan	2:24.7
39	Hermann Strutz	Austria	2:25.0
40	Thomas A. Aulkin	Canada	2:25.1
41	Yung Chang	China	2:25.3
42	Young Bai Cho	Korea	2:25.4
43	John V. Sandis	Canada	2:25.5
44	Lawrence Mason	Canada	2:25.6
45	Lawrence Mason	Canada	2:25.6

DID NOT FINISH: Nils Egil Aamess, Norway; F. Offen, Netherlands; Van Der Grift, Netherlands.

(Continued on page 223)



Bedbury



Carow



Schroeder



Zirkel



Ashworth



Buhr



Disney



Hunt



Harrington



Lockhart



D. McDermott



A. McDermott



Mulholland



Omelenchuk



Meyer



Rudolph



Uhrlass



Zucca

SPEED SKATING

(Continued from page 221)

and of the world record in capturing the 3,000 in 5:14.3. She was only a half second away from another medal when she finished fourth in the 1,000 in 1:35.3.

The 1,000 was taken by her teammate, Klara Kuseva, a 21-year-old teacher, in world-record time of 1:34.1, with Germany's Helga Haase second in 1:34.3.

The 25-year-old East German housewife and mother had upset the favored Russians in winning the opening 500 meters with a brilliant :45.9 —three-tenths of a second slower than the world mark. The Soviet's Nataliya Donchenka was second in :46.0, and Miss Ashworth third in :46.1, two-tenths of a second behind the winner's time.

Miss Ashworth, from Wilmington, Mass., surprised by finishing eighth in both the 1,000 and 3,000 meters and 11th in the 1,500. This placed her among the world's speed elite, a remarkable feat considering her lack of experience in skating over a regulation 400-meter course and against the clock. In the United States the skaters race to beat the field, a different type of competition than the European method of racing against time only.

The 21-year-old Tufts College coed shattered the national records in the 500 (:46.1) and 1,000 (1:36.5). Jeanne Omelenchuk of Detroit also bettered the 1,000 mark with 1:39.8 in finishing 15th.

* * *

The American men eclipsed the national standards for all four distances in either the pre-Olympic trials or in the Olympics. In the 10,000 Arnold Uhrlass, a 28-year-old Yonkers (N. Y.) carpenter, who skated with Johannesen, broke the US mark first with 16:49.9. Then Ross Zucco, a 25-year-old plumber from Hollydale, Calif., who later in the year was to die in a car crash, lowered the record to 16:37.6, good for 10th place in the field of 30. Uhrlass took 15th.

Only one member of the squad that competed had had Olympic experience, and he had a heart-breaking accident. Bill Carow, a 35-year-old fireman from Madison, Wis., and the oldest competitor on the squad, hit a pop going into the first turn of the 500 about 20 yards from the start —and spilled. He slithered across the track and was finished in just a few seconds, ending four years of intensive training in but a few seconds. Carow had finished sixth in 1956.

Don McDermott, the only other Olympian and only previous medal winner on the squad, didn't even get to race. The 30-year-old speedster from Englewood Cliffs, N. J., who won a silver medal in 1952 was edged for the 500 by Disney, Carow, Dick McDermott and Eddie Rudolph. Dick McDermott, a big 19-year-old Olympian Tech student from Essexville, Mich., tied for seventh in :40.9 and Rudolph, a 17-year-old schoolboy from Northbrook, Ill., was 10th in :41.2. However, Don McDermott had the honor of carrying the USA flag in the opening ceremonies.

The other members of the final US team included Floyd Bedbury, 22, St. Paul, Minn.; Richard Hunt, 24, Los Angeles; Keith Meyer, 21, Glen Ellyn, Ill.; Beverly Buhr, 18, Northbrook, Ill.; Cornelia Harrington, 16, Wayne, N.J.; Barbara Lockhart, 18, Park Ridge, Ill.; and Kathleen Mulholland, 18, New York City.

Eddie Schroeder, former Olympian from Chicago, was the coach, and Al Zirkel of Milwaukee, a former President of the American Skating Union, was the manager. Both were assisted by Leo Freisinger, a former Olympian from Los Angeles.

* * *

The US training squad was picked on the basis of trials at Powderhorn Park, Minneapolis, Feb. 2-6, 1959, reporting to Squaw Valley on January 14, 1960. The final squad of 10 men and six women was selected just prior to the Olympic competition at Squaw Valley.

Men's Squad Personnel

Floyd Bedbury (1500), St. Paul, Minn.
*Roland B. Carlson (500), Chicago, Ill.
William A. Carow (500), Madison, Wis.
William D. Disney (500), Alhambra, Calif.
*Jack W. Disney (500), Monrovia, Calif.
Richard H. Hunt (10,000), Los Angeles, Calif.
Donald J. McDermott (500), Englewood Cliffs, N. J.
Richard T. McDermott (500), Essexville, Mich.
*Patrick F. McNamara (1500), Minneapolis, Minn.
Keith E. Meyer (1500), Glen Ellyn, Ill.
Eddie J. Rudolph (500), Northbrook, Ill.
*Eugene M. Sandvig (5000), Minneapolis, Minn.
Arnold H. Uhrlass (1500), Yonkers, N. Y.
*Thomas W. Weisel (500), Milwaukee, Wis.
*John R. Werket (500), Minneapolis, Minn.
Ross B. Zucco (10,000), Hollydale, Calif.
* Eliminated in final selection trials.

Women's Team Personnel

Jeanne C. Ashworth (1000), Wilmington, Mass.
Beverly Buhr (1500), Northbrook, Ill.
Cornelia K. Harrington (3000), Wayne, N. J.
Barbara Lockhart (500), Park Ridge, Ill.
Kathleen Mulholland (500), Bronx, N. Y.
Mrs. Jeanne Omelenchuk (500), Detroit, Mich.

IN MEMORIAM

Ross B. Zucco, who set an American citizen record of 16:37.6 for the 10,000 meters speed skating event during the 1960 Olympic Winter Games, was killed in Los Angeles, Calif., Sept. 28, when another car crashed into his automobile.

5000 Meter Speed Skating

Place	Name of Contestant	Representing	Total Time
1	Viktor Kosichkin	U. S. S. R.	7:51.3
2	Knut Johannesen	Norway	8:00.8
3	Jan S. Pesman	Netherlands	8:03.1
4	Torstein Seiersten	Norway	8:05.3
5	Boris Shilkov	U. S. S. R.	8:06.0
6	Oleg Goncharenko	U. S. S. R.	8:06.4
7	Ivar Nilsson	Sweden	8:09.1
8	Keijo Tapiovaara	Finland	8:09.1
9	Andre Kaspirlanoff	France	8:10.4
10	Helmer Hansen	Norway	8:11.0
11	Terence Monaghan	Great Britain	8:15.3
12	Kjell Backman	Sweden	8:16.0
13	Olle Dahlberg	Sweden	8:17.0
14	ARNOLD H. UHRLASS	U. S. A.	8:19.0
15	Mario Gino	Italy	8:19.2
16	Mario Gino	Italy	8:20.2
17	RICHARD H. HUNT	U. S. A.	8:21.3
18	Hermann Strutz	Austria	8:21.9
19	J. Van Den Berg	Netherlands	8:22.4
20	Ivar Ballangrud	Norway	8:23.0
21	Lee O. Tynkynen	Finland	8:24.3
22	Helmut Kuhnert	Germany	8:25.1
23	Tokuo Hiise	Japan	8:28.7
24	Shuji Kobayashi	Japan	8:29.8
25	Yoshiko Takano	Japan	8:31.1
26	Renato De Riva	Italy	8:32.4
27	Kurt R. Stille	Denmark	8:33.0
28	Rolf Olin	Canada	8:34.8
29	P. Offenberger	Austria	8:35.2
30	ROSS B. ZUCCO	U. S. A.	8:36.1
31	Alberto Mirko	Italy	8:38.0
32	Josef Skibi	Germany	8:48.0
33	Thomas A. Wallin	Great Britain	8:56.1
34	Young Sei Chai	Korea	8:57.5
35	Pin Wan Chung	Korea	9:04.6
36	Hans Waltson	Germany	9:18.2
37	Lawrence Mason	Canada	9:23.5

10,000 Meter Speed Skating

1	Knut Johannesen	Norway	15:46.6
2	Viktor Kosichkin	U. S. S. R.	15:49.2
3	Kjell Backman	Sweden	16:16.0
4	Ivar Nilsson	Sweden	16:26.0
5	Terence Monaghan	Great Britain	16:31.4
6	Torstein Seiersten	Norway	16:33.4
7	Olle Dahlberg	Sweden	16:34.6
8	Jouko J. Jarvinen	Finland	16:36.2
9	Keijo Tapiovaara	Finland	16:37.2
10	ARNOLD H. UHRLASS	U. S. A.	16:37.6
11	Andre Kaspirlanoff	France	16:39.1
12	Jan S. Pesman	Netherlands	16:41.0
13	Helmut Kuhnert	Germany	16:44.2
14	Renato De Riva	Italy	16:45.7
15	ROSS B. ZUCCO	U. S. A.	16:49.3
16	Cornelis Broekman	Netherlands	16:59.9
17	Kurt R. Stille	Denmark	17:00.0
18	Mario Gino	Italy	17:04.2
19	Hermann Strutz	Austria	17:06.0
20	Boris Shilkov	U. S. S. R.	17:13.9
21	Shuji Kobayashi	Japan	17:20.8
22	Jaan Van Den Berg	Netherlands	17:23.5
23	Roald Edgar Aas	Norway	17:25.8
24	Lee O. Tynkynen	Finland	17:28.1
25	Tokuo Hiise	Japan	17:42.0
26	Ria Wan Chung	Korea	17:42.7
27	Rolf Olin	Canada	17:50.9
28	Young Sei Chai	Korea	18:15.5
29	Heinz Waltson	Germany	18:37.0

DISQUALIFIED: N. Smolkheunu, U. S. S. R.

WOMEN'S DIVISION

500 Meter Speed Skating

1	Helga Haase	Germany	45.9
2	Nataliia Donchenka	U. S. S. R.	46.0
3	JEANNE C. ASHWORTH	U. S. A.	46.1
4	Tamara Rylova	U. S. S. R.	46.2
5	H. Takamizawa	Japan	46.6
6	Klara Guseva	U. S. S. R.	46.8
6	Elwira Seroczynska	Poland	46.8
8	Jeanne Omelenchuk	Canada	47.2
9	Dorreen Rivers	Canada	47.7
10	KATHLEEN MULHOLLAND	U. S. A.	47.9

Place	Name of Contestant	Representing	Total Time
11	Iris H. Silvonen	Finland	48.1
12	Helena Pilejczyk	Poland	48.2
13	Francoise Lucas	France	48.3
14	Ria Wan Chung	Korea	48.6
15	C. Scherling	Sweden	48.7
16	JEANNE OMELENCHUK	U. S. A.	49.3
17	Margaret A. Robb	Canada	49.9
18	Gisela Towers	Germany	50.0
19	Yoshiko Takano	Japan	50.3
20	K. Liebkind	Germany	51.4
21	Kyung Hay Kim	Korea	52.2
22	Pye Je Hee	Korea	53.8

DID NOT FINISH: Elsa Einarsson, Sweden.

1,000 Meter Speed Skating

1	Klara Guseva	U. S. S. R.	1:34.1
2	Helga Haase	Germany	1:34.3
3	Tamara Rylova	U. S. S. R.	1:34.5
4	Elwira Seroczynska	Poland	1:35.2
5	H. Takamizawa	Japan	1:35.3
5	Helena Pilejczyk	Poland	1:35.3
7	Fumie Hama	Japan	1:36.4
8	JEANNE C. ASHWORTH	U. S. A.	1:36.5
9	Nataliia Donchenka	U. S. S. R.	1:36.7
10	Iris H. Silvonen	Finland	1:37.3
11	C. Scherling	Sweden	1:37.5
12	Elsa Einarsson	Sweden	1:37.6
13	Doreen Ryan	Canada	1:38.1
14	Jeanne Omelenchuk	Canada	1:38.8
15	JEANNE OMELENCHUK	U. S. A.	39.8
16	Yoshiko Takano	Japan	1:39.9
17	K. Liebkind	Germany	1:42.5
18	Sigrit Behrens	Germany	1:43.8
19	Margaret A. Robb	Canada	1:44.9
20	Pye Je Hee	Korea	1:48.8

DID NOT FINISH: Kyung Hay Kim, Korea; Elwira Seroczynska, Poland.

1,500 Meter Speed Skating

1	Lidija Skoblikova	U. S. S. R.	2:25.2
2	Elwira Seroczynska	Poland	2:25.7
3	Tamara Rylova	U. S. S. R.	2:27.1
4	Klara Guseva	U. S. S. R.	2:28.7
5	Valentina Sinnina	U. S. S. R.	2:29.2
6	Iris M. Silvonen	Finland	2:30.1
7	C. Scherling	Sweden	2:31.5
8	Helena Pilejczyk	Poland	2:31.7
9	Elsa Einarsson	Sweden	2:32.9
10	Fumie Hama	Japan	2:33.3
11	JEANNE C. ASHWORTH	U. S. A.	2:33.8
12	Yoshiko Takano	Japan	2:34.0
13	Doreen Ryan	Canada	2:34.5
14	Zevi Ik. Heinonen	Finland	2:35.1
15	JEANNE OMELENCHUK	U. S. A.	2:36.4
16	Inge Germer	Germany	2:36.6
17	Francoise Lucas	France	2:36.8
18	BEVERLY BURR	U. S. A.	2:37.0
19	H. Takamizawa	Japan	2:43.7
20	Margaret A. Robb	Canada	2:48.6
21	Kyung Hay Kim	Korea	2:49.5
22	Gisela Towers	Germany	2:49.6
23	Pye Je Hee	Korea	2:51.1

NOTE: Referee decided Robb was ahead of Kim and gave 20th place. 2:25.2 new world's record not yet officially recognized.

3,000 Meter Speed Skating

1	Lidyi Skoblikova	U. S. S. R.	5:14.3
2	Valentina Sinnina	U. S. S. R.	5:16.9
3	Elwira Seroczynska	Poland	5:21.0
4	H. Takamizawa	Japan	5:21.4
5	C. Scherling	Sweden	5:25.5
6	Helena Pilejczyk	Poland	5:27.3
7	Elwira Seroczynska	Poland	5:28.2
8	JEANNE C. ASHWORTH	U. S. A.	5:28.5
9	Fumie Hama	Japan	5:29.0
10	Yoshiko Takano	Japan	5:30.1
11	Elsa Einarsson	Sweden	5:31.2
12	Iris M. Silvonen	Finland	5:31.5
13	Inge Germer	Germany	5:34.0
14	Doreen Ryan	Canada	5:34.2
15	Francoise Lucas	France	5:42.6
16	Margaret A. Robb	Canada	5:47.3
17	Gisela Towers	Germany	5:47.7
18	BEVERLY HARRINGTON	U. S. A.	5:48.2
19	BEVERLY BURR	U. S. A.	5:48.3
20	Kyung Hay Kim	Korea	5:57.2

1960 UNITED STATES OLYMPIC MEN'S SPEED SKATING SQUAD TRIAL (Leaders only)
POWDERHORN TRACK, MINNEAPOLIS, MINNESOTA

MEN'S DIVISION

500 METERS FEBRUARY 2, 1959

Name of Qualifier, Hometown	First	Second
Don McDermott, Englewood Cliffs, N. J.	42.6	43.0
Jack Disney, Monrovia, Calif.	44.2	45.6
Bill Carow, Madison, Wis.	44.3	43.4
John Werket, Minneapolis, Minn.	44.3	44.8
Tom Weisel, Whitefish Bay, Wis.	44.3	43.8
Paul Nielsen, Minneapolis, Minn.	44.4	45.6
Bill Disney, Alhambra, Calif.	44.4	44.9
Terry McDermott, Detroit, Mich.	44.5	44.1
Dave Arends, Cedar Rapids, Iowa	44.6	44.9
Andy Karenak, West Allis, Wis.	44.6	44.9
Dick Ring, Chicago, Ill.	44.6	45.1
Phil Elliot, Chicago, Ill.	44.8	45.1
Gene Sandvig, Minneapolis, Minn.	44.7	45.0
Tom Augustitus, Detroit, Mich.	44.9	44.5
Eddie Rudolph, Northbrook, Ill.	45.2	45.3
Dick Berg, Chicago, Ill.	45.2	45.7
Floyd Bedbury, St. Paul, Minn.	45.2	45.1
Roland Carlson, Minneapolis, Minn.	45.2	44.3
Gary Elkens, Minneapolis, Minn.	45.3	45.4
Bill Cushman, St. Paul, Minn.	45.4	46.3
Ron Elkens, Minneapolis, Minn.	45.6	44.8
Richard Widmar, U. S. Navy	45.8	44.9
Donne Ramberg, Minneapolis, Minn.	45.8	45.2
Bob Snyder, Detroit, Mich.	45.9	45.7
Keith Meyer, Chicago, Ill.	45.9	46.6
Bobby Nelson, Valley Stream, N. Y.	46.1	46.4
Gary Golabeck, West Allis, Wis.	46.1	48.1
Terry Browne, Detroit, Mich.	46.4	45.8

1500 METERS FEBRUARY 4, 1959

	First	Second
Floyd Bedbury, St. Paul, Minn.	2:26.6	2:29.0
Keith Meyer, Glen Ellyn, Ill.	2:28.5	2:34.2
Pat McNamara, Minneapolis, Minn.	2:30.3	2:25.9
Arnold Uhlass, Yankton, N. Y.	2:31.2	2:26.4
Andy Karenak, West Allis, Wis.	2:31.8	2:33.8
Dick Hunt, Los Angeles, Calif.	2:32.3	2:31.9
Gene Sandvig, Minneapolis, Minn.	2:33.4	2:30.6
John Werket, Minneapolis, Minn.	2:33.0	Withdrew
Paul Nelson, Minneapolis, Minn.	2:34.0	2:30.7
Eddie Rudolph, Northbrook, Ill.	2:35.4	2:38.2
Chuck Bartholamew, Minneapolis, Minn.	2:35.8	2:38.6
Siegmar Greatsch, New York, N. Y.	2:36.1	2:39.9
Art Balika, Parma, Ohio	2:36.3	2:41.1
Dick Berg, Chicago, Ill.	2:36.3	2:42.2
Tom Augustus, Detroit, Mich.	2:36.4	2:42.8
Bob McDonough, Butte, Mont.	2:36.8	2:42.5
Edgar Dame, Boston, Mass.	2:36.9	2:40.5
Don Beare, Binghamton, N. Y.	2:37.1	2:45.0
Phil Elliott, Chicago, Ill.	2:37.4	2:37.7
Fred Bruckner, Flushing, N. Y.	2:38.9	2:46.1
Gary Lewis, Bay City, Mich.	2:39.6	2:46.0

5000 METERS FEBRUARY 5, 1959

Keith Meyer, Glen Ellyn, Ill.	9:03.9
Eddie Rudolph, Northbrook, Ill.	9:05.0
Gene Sandvig, Minneapolis, Minn.	9:10.0
Dick Hunt, Los Angeles, Calif.	9:13.2
Phil Elliott, Chicago, Ill.	9:13.8
Ken Kramer, Syracuse, N. Y.	9:18.3
Don Zordani, Chicago, Ill.	9:24.2
Gary Lewis, Bay City, Mich.	9:26.5
Ross Zucco, Los Angeles, Calif.	9:26.6
Andy Karenak, West Allis, Wis.	9:27.8
Chuck Bartholamew, Minneapolis, Minn.	9:30.5
Dick Ring, Brighton, Mass.	9:33.0
Ed Dame, Boston, Mass.	9:33.8
Bob Fischer, Hollis, N. Y.	9:34.4
Tom Augustitus, Detroit, Mich.	9:38.2
Don Beare, Binghamton, N. Y.	9:42.7
Fred Bruckner, Flushing, N. Y.	9:48.0
Bob McDonough, Butte, Mont.	9:48.2
Jerry Brimcombe, U. S. Marines	9:48.3
Al Broadhurst, Boston, Mass.	9:52.1
Siegmar Greatsch, New York, N. Y.	10:42.4
John Walsh, Worcester, Mass.	10:06.0
Bob Terrell, Lakewood, Ohio	10:19.4

10,000 METERS FEBRUARY 6, 1959

Dick Hunt, Los Angeles, Calif.	19:26.9
Eddie Rudolph, Northbrook, Ill.	19:34.8

Ross Zucco, Los Angeles, Calif.	19:37.3
Chuck Bartholomew, Minneapolis, Minn.	19:41.7
Bob Fischer, Hollis, N. Y.	19:43.9
Gary Lewis, Bay City, Mich.	19:53.4
Ken Kramer, Syracuse, N. Y.	20:03.0
Phil Elliott, Glen Ellyn, Ill.	20:06.7
Don Zordani, Northbrook, Ill.	20:14.1
Andy Doranak, West Allis, Wis.	20:40.7
Dick Ring, Brighton, Mass.	20:50.7

WOMEN'S DIVISION

500 METERS FEBRUARY 2, 1959

	First	Second
Barbara Lockhart, Park Ridge, Ill.	50.5	52.3
Joan Omelanchuk, Detroit, Mich.	50.8	52.0
Mary Novak, Chicago, Ill.	51.3	52.7
Joan Ashworth, Boston, Mass.	51.9	52.6
Jean Simon, Chicago, Ill.	52.4	54.7
Connie Sandvig, Minneapolis, Minn.	52.4	54.2
Gail Purdy, Saratoga, N. Y.	52.6	54.3
Nancy Renshaw, Saginaw, Mich.	52.7	53.1
Beverly Buhr, Northbrook, Ill.	52.7	53.7
Kathleen Mellalland, Bronx, N. Y.	52.7	51.2
Carol Johnson, Minneapolis, Minn.	53.0	54.9
Barbara Mueller, West Allis, Wis.	53.5	53.5
Sandy Eklund, Minneapolis, Minn.	54.0	53.4
Nancy Brown, St. Paul, Minn.	54.1	54.3
Pat Madigan, St. Paul, Minn.	54.3	54.7
Colleen Meyers, Minneapolis, Minn.	54.6	51.8
Janet Tighe, Boston, Mass.	54.6	54.4
Joan Angell, Glen Ellyn, Ill.	54.6	52.9

1000 METERS FEBRUARY 4, 1959

Joan Ashworth, Wilmington, Mass.	1:52.0
Mary Novak, Chicago, Ill.	1:52.3
Jean Simon, Chicago, Ill.	1:54.7
Janet Tighe, Boston, Mass.	1:54.8
Carol Johnson, Minneapolis, Minn.	1:55.8
Nancy Renshaw, Saginaw, Mich.	1:55.9
Beverly Buhr, Northbrook, Ill.	1:57.2
Joan Angell, Glen Ellyn, Ill.	1:58.4
Connie Sandvig, Minneapolis, Minn.	1:58.5
Colleen Meyers, Minneapolis, Minn.	1:58.6
Patty Madigan, St. Paul, Minn.	2:00.6
Gail Purdy, Saratoga, N. Y.	2:01.1
Cornelia Sherman, New York, N. Y.	2:01.2
Susan Schmidt, Whitefish Bay, Wis.	2:02.1
Helen Lutsch, Chicago, Ill.	2:02.9
Frances DeGregoire, Minneapolis, Minn.	2:03.5
Carol Ames, Chicago, Ill.	2:03.7

1500 METERS FEBRUARY 5, 1959

Beverly Buhr, Northbrook, Ill.	2:55.7
Nancy Renshaw, Saginaw, Mich.	3:00.0
Mary Novak, Lombard, Ill.	3:00.8
Gail Purdy, Glens Falls, N. Y.	3:01.6
Jean Simon, Chicago, Ill.	3:03.2
Joan Angell, Glen Ellyn, Ill.	3:04.1
Carol Johnson, Minneapolis, Minn.	3:04.7
Helen Lutsch, Chicago, Ill.	3:04.7
Connie Sandvig, Minneapolis, Minn.	3:04.9
Janet Tighe, Boston, Mass.	3:07.5
Peggy Harbert, Chicago, Ill.	3:07.7
Susan Schmitt, Whitefish Bay, Wis.	3:07.9
Patty Madigan, St. Paul, Minn.	3:08.8
Cornelia Harrington, Wayne, N. J.	3:09.6
Carol Ames, Chicago, Ill.	3:11.3
Colleen Meyers, Minneapolis, Minn.	3:13.3
Frances DeGregoire, Minneapolis, Minn.	3:13.6

3000 METERS FEBRUARY 6, 1959

Cornelia Harrington, Wayne, N. J.	6:23.6
Jean Simon, Chicago, Ill.	6:24.2
Nancy Renshaw, Saginaw, Mich.	6:27.0
Mary Novak, Lombard, Ill.	6:27.9
Gail Purdy, Glen Falls, N. Y.	6:32.6
Sue Schmitt, Whitefish Bay, Wis.	6:33.4
Cecelia Sherman, New York, N. Y.	6:33.4
Janet Tighe, Boston, Mass.	6:37.3
Carol Johnson, Minneapolis, Minn.	6:38.7
Helen Lutsch, Chicago, Ill.	6:42.7
Peggy Harbert, Chicago, Ill.	6:47.4
Colleen Meyers, Minneapolis, Minn.	6:49.6
Carol Ames, Chicago, Ill.	6:50.2
Connie Sandvig, Minneapolis, Minn.	7:01.8

3RD PAN AMERICAN GAMES

Chicago, Illinois, U.S.A.

August 27th to September 7th, 1959



PAN AMERICAN GAMES SUCCESS ENCOURAGED U. S. OLYMPIC PLANNING

Although the United States had been expected to dominate the Third Pan American Games at Chicago in 1959, the overwhelming degree of superiority revealed throughout the 12-day international sports festival indicated that USA preparations for the 1960 Olympic Games at Rome were both encouraging and productive.

United States athletes competing with those representing 23 other nations, rolled up a staggering total of 120 first places, out of a possible 163, 73 seconds, and 53 thirds in the events held for the 25 sports categories on the program. Virtually every Pan American record broken was the result of USA performance and, in 15 of the sports, the United States monopolized the honors, and shared them in five others. Only in baseball, tennis, women's volleyball, soccer football, and cycling were USA athletes overshadowed.

However, any true evaluation of the U. S. Olympic team potential arising from Pan American performance must take into consideration these factors:

ONE—The United States entered a full team in each of the 25 sports, placing into competition a total of 401 athletes, of which 317 were men and 84 were women. The official Pan American tally for all athletes showed 2,161 (1863 men, 298 women). Only Canada, Brazil, Mexico, Puerto Rico, Cuba, Argentine and Venezuela each had total entries that approximate half of the USA figure and, in many cases, these nations concentrated on their specialties. Entries of the other

Continued on page 320

SYMBOLS USED TO DESIGNATE NATIONAL AFFILIATION 1959 PAN AMERICAN GAMES

ARG—Argentina
BAH—Bahamas
BER—Bermuda
BRG—British Guiana
BRZ—Brazil
CAN—Canada
CHI—Chile
CR—Costa Rica
CUB—Cuba
DOM—Dominican Republic
ECU—Ecuador
ESL—El Salvador
GUA—Guatemala
HAI—Haiti
MEX—Mexico
NA—Netherlands-Antilles
NIC—Nicaragua
PAN—Panama
PER—Peru
PR—Puerto Rico
URU—Uruguay
USA—United States
VEN—Venezuela
WIF—West Indies Federation

OFFICIAL UNITED STATES PAN AMERICAN TEAM PERSONNEL AT CHICAGO, ILLINOIS

Sport	Competitors		Coaches		Managers		Totals	
Category	M	W	M	W	M	W	M	W
Athletics (Track and field)	57	22	6	0	3	1	66	23
Basketball	18	0	1	0	1	0	20	0
Basketball	14	13	3	0	1	1	18	14
Boxing	10	0	1	0	1	0	12	0
Cycling	16	0	1	0	1	0	18	0
Equestrian	8	3	0	0	3	0	14	3
Fencing	18	3	1	0	1[2]	0	20	3
Gymnastics	9	7	—	—	—	—	10	8
Modern Pentathlon	4	0	1	0	1	0	6	0
Rowing	20	0	2	0	4[2]	0	26	0
Shooting	28	0	1	0	2	1	31	1
Soccer Football	18	0	1	0	1	0	20	0
Swimming and Diving	28	20	4	0	1	1	33	21
Tennis	4	4	—	—	1	0	5	4
Volleyball	12	12	2	0	1	1	15	13
Water Polo	10	0	1	0	1	0	12	0
Weightlifting	7	0	1	0	1	0	9	0
Wrestling	8	0	1	0	1	0	10	0
Yachting	18	0	—	—	—	—	18	0
Medical, Training, Transportation, Food and Housing, Supplies and Equipment, and Administrative Staff	—	—	—	—	—	—	37	7
Totals	317	84	31	1	23	5	410	97

*Also served in managerial capacity. **Manager listed as competitor.
[1]Includes either boatman, rigger, or oarsman.

1959 PAN AMERICAN GAMES RECAPITULATION ON MEDAL AWARDS

Nation	Official Listings* — All Competitions Placings 1st	2nd	3rd	Total	Actual Totals** — Medal Distribution 1st	2nd	3rd	Total
UNITED STATES	120	73	53	245	261	98	95	454
Canada	7	22	26	55	13	47	57	117
Argentina	9	22	11	42	30	60	33	123
Brazil	9	6	23	23	22	54	32	108
Mexico	6	11	13	20	9	18	39	66
Chile	5	2	6	13	7	2	22	31
West Indies Federation	2	4	8	14	4	4	12	21
Cuba	2	4	4	10	2	11	7	20
Bahamas	0	2	2	2	0	0	3	3
Venezuela	1	7	6	14	21	19	8	48
Uruguay	1	3	4	8	3	8	6	17
Panama	0	3	4	7	0	6	4	10
Peru	0	1	4	5	0	4	24	28
Puerto Rico	0	2	4	6	0	35	10	45
Ecuador	0	1	2	3	0	2	2	4
Haiti	0	1	0	1	0	1	0	1
British Guiana	0	0	2	2	0	0	2	2
Guatemala	0	0	1	1	0	0	1	1
Netherlands-Antilles	0	0	0	0	0	0	1	1
Bermuda	0	0	0	0	0	0	0	0
Costa Rica	0	0	0	0	0	0	0	0
Dominican Republic	0	0	0	0	0	0	0	0
El Salvador	0	0	0	0	0	0	0	0
Nicaragua	0	0	0	0	0	0	0	0
	163	165	157	484	376	369	356	1101

* In official placings, only one medal is credited to a country in a team classification. For example, U.S.A. won gold medal in men's team basketball. There were 14 players on squad, each of whom received a gold medal. Relay teams in track and in swimming, crews in rowing, are other similar examples, thus leading to a compilation of "actual" medals given.

NOTE—Discrepancy in totals under official listings due to ties for first and second places and no awards of third places in some instances.

RECAPITULATION UNITED STATES MEDAL PLACINGS

(NOTE—Recorded only as 1st, 2nd, or 3rd placings whether team or individual category and does not reflect actual number of medals awarded.)

Sport Category	1	2	3
Athletics—Men	48	18	19
Athletics—Women	8	7	4
Baseball	0	0	1
Basketball—Men	1	0	0
Basketball—Women	1	0	0
Boxing	4	2	1
Cycling	1	2	0
Equestrian—(M-W)	3	3	0
Fencing—(M-W)	6	4	1
Gymnastics—Men*	12	7	8
Gymnastics—Women	2	4	2
Modern Pentathlon	1	1	1
Rowing	6	0	1
Shooting—Pistol	5	1	1
Shooting—Rifle	13	2	1
Shooting—Skeet	1	0	0
Soccer Football	0	0	1
Swimming—Men	9	8	5
Swimming—Women	10	7	8
Tennis—(M-W)	1	1	4
Volleyball—Men	1	0	0
Volleyball—Women	0	1	0
Water Polo	1	0	0
Weightlifting	6	1	0
Wrestling	8	0	0
Yachting	2	1	4
	120	73	53

Official United States Personnel

PAN AMERICAN GAMES

Chicago, Ill. August 27-September 7, 1959

Administration

USOC President
Kenneth L. Wilson, Wilmette, Ill.

USOC Vice President
Douglas F. Roby, Ypsilanti, Mich.

USOC Secretary
Asa S. Bushnell, Princeton, N. J.
Thomas F. Lennon (Asst.), New York, N. Y.

USOC Treasurer
R. Max Ritter, Wayne, Pa.
H. Jamison Swarts (Asst.), Philadelphia, Pa.

USOC Counselor
John T. "Terry" McGovern, New York, N. Y.

USOC Executive Director
J. Lyman Bingham, Harrison, N. Y.

Asst. Exec. Dir. & Press Officer
Arthur G. Lentz, Pelham Manor, N. Y.

Transportation Chairman
Daniel J. Ferris, New York, N. Y.
James F. Simms (Asst.), New York, N. Y.

Supplies and Equipment Chairman
Norman R. Miller, Kansas City, Mo.
Max J. Lovatt (Asst.), New York, N. Y.

Food and Housing Chairman
Charles L. Ornstein, Washington, D. C.
Hermann C. Rosch (Supervising Chef), White Sulphur Springs, W. Va.

Steward
Mrs. Catherine L. Meyer (Women's Steward), Glen Rock, N. J.

Administrative Assistants
Louis G. Wilke, Bartlesville, Okla.
Willis O. Hunter, Los Angeles, Calif.

AAU Representative
Kellum Johnson, Dallas, Texas

NCAA Representative
Walter G. Byers, Kansas City, Mo.

Armed Forces Representatives
Col. Donald F. Hull (USA), Washington, D. C.
Col. Carl Hinkle (USAF), Washington, D. C.
Maj. J. K. Wainright (USMC), Washington, D. C.
Capt. F. R. Whitby, Jr. (USN), Washington, D. C.

Photographer
Walter J. Meives, Madison, Wis.

Staff
Vivian Stringley, New York, N. Y.
Suzanne H. Rives, Chicago, Ill.
Charles E. J. Kunz, New York, N. Y.

Medical and Training Staff
Chief Physicians
Dr. Willis L. Jacobus, Los Angeles, Calif.
Dr. Loyal W. Combs, Purdue University, Lafayette, Ind.

Team Nurses
Mrs. Anna M. Mitchell, Jersey City, N. J.
Joann Wojciechowicz, Bronx, N. Y.

Head Trainer
James C. Emmerich, South Dakota State College, Brookings, S. D.

Team Trainers
Georges Caiste, Cornell University, Ithaca, N. Y.
Marshall Cook, Montana State College, Bozeman, Mont.
Robert M. Gunn, Bowling Green, Ohio
M/Sgt. Fred Lenn, USMC, Quantico, Va.
William F. X. Linskey, Cambridge, Mass.
Mrs. Irene L. Reid, Wayne, N. J.
Al Sawdy, Bowling Green University, Bowling Green, Ohio
George F. Sullivan, University of Nebraska, Lincoln, Neb.
Richard A.-Warga, University of Connecticut, Storrs, Conn.
Isadore Wasserman, Newark, N. J.
Mrs. Frank J. Wiechec, Plymouth Meeting, Pa.

TEAM PERSONNEL

ATHLETICS—MEN (TRACK AND FIELD)
Coach
Charles D. Warner, Pennsylvania State University

Assistant Coaches
Percy M. Beard, University of Florida
William J. Bowerman, University of Oregon
Edward P. Hurt, Morgan State College

Manager
Ralph H. Colson, Mattagan, Mass.

Assistant Managers
John T. Core, Richmond, Va.
Powell W. Moorhead, Indianapolis, Indiana

Team Personnel
Robert H. Backus (HT), Marshfield, Mass.
Gregory C. Bell (BJ), Indianapolis, Ind.
Donald G. Bragg (PV), Penns Grove, N. J.
Alexander D. Breckenridge (TJ-SP), Quantico, Virginia
Dyrol J. Burleson (15Cl), Cottage Grove, Ore.
Lee O. Calhoun (110-H), Gary, Ind.
Albert A. Cantello (JT), Norristown, Pa.
Lester N. Carney (20Cl), Wintersville, Ohio
Richard L. Cochran (DT), Brookfield, Mo.
Philip Y. Coleman (35Cl), Champaign, Ill.
Alfred Cantalene (Mar), Wakefield, Mass.
Philip R. Conley (2Cl), Edgewood, Md.
Harold V. Connolly (HT), Los Angeles, Calif.
Josh Culbreath (400-H), Norristown, Pa.
William E. Cunliffe (800), Claremont, Calif.
Clifton E. Cushman (400-H), Grand Forks, N. D.
David J. Davis (SP), Canoga Park, Calif.
Ira S. Davis (HS), Philadelphia, Pa.
William S. Dellinger (5000), Oxnard, Calif.
Charles E. Dumas (HJ), Los Angeles, Calif.
David Edstrom (Dec.), Sherwood, Ore.
Robert F. Gardner (HJ), Sea Cliff, N. Y.
Elias Gilbert Jr. (110-H), Winston-Salem, N. C.
James G. Graham (PV), Tulsa, Okla.
James Green (Mar), Brockton, Mass.
James E. Grelle (1500), Portland, Ore.
Albert W. Hall (HT), Southington, Conn.
Michael Herman (Dec.), Yonkers, N. Y.
Richard W. Howard (400-H), Los Angeles, Calif.
Charles N. Jones (Slp), Iowa City, Iowa
Hayes W. Jones (100-H), Pontiac, Mich.
John J. Kelley (Mar), Groton, Conn.
Dallas C. Long (SP), Phoenix, Ariz.
David L. Mills (400), Cleveland, Ohio
Edward F. Moran (1500), Jersey City, Pa.
Ronald H. Morris (PV), Burbank, Calif.
Phillip Mulkey (Dec), Memphis, Tenn.
Thomas Murphy (800), Brooklyn, N. Y.
O. Ray Norton (100-200), Oakland, Calif.
Alfred A. Oerter (DT), West Babylon, Long Island, N. Y.
W. Parry O'Brien (DT-SP), Los Angeles, Calif.
Robert A. Poynter (100), Pasadena, Calif.
Buster L. Quist (JT), Albuquerque, N. Mex.
Irvin Roberson (BJ), Philadelphia, Pa.
Vance C. Rahnsen (200), Norfolk, Va.
William J. Sharpe (HJS), Philadelphia, Pa.
Robert C. Soth (10,000), Long Beach, Calif.
S. Edward Southern (400), Austin, Texas
Lewis N. Stieglitz (3000), West Hartford, Conn.
Herman R. Stokes (HSJ), Los Angeles, Calif.
Max Edwin Truex (5000-10,000), Warsaw, Ind.
Jerome D. Walters (800), Altadena, Calif.
Ernst A. Williams (HJ), Los Angeles, Calif.
Joel Wiley (BJ), Los Angeles, Calif.
Willem G. Woodhouse (100), Mason City, Iowa
Jack L. Yerman (400), Woodland, Calif.
George L. Young (Slp), Silver City, N. Mex.
Numerical figures indicate distance in meters. H—hurdles, SP—shot put, DT—discus throw, HT—hammer throw, JT—javelin throw, BJ—broad jump, PV—pole vault, HSJ—high-step-and-jump, HJ—high jump, Mar—marathon run, Slp—steeplechase, Dec—decathlon.

ATHLETICS—WOMEN (TRACK AND FIELD)
Team Coach
Edward Temple, Tennessee State University

Field Coach
Francis G. Welch, Kansas State Teachers (Emporia)

Team Manager
Marolyn West, Cleveland, Ohio

Team Personnel
Mrs. Earlene Brown (DT-SP), Los Angeles, Calif.
Shirley Crowder (80-H), Atlanta, Ga.
Isabelle Frances Daniels (60-100), Jokin, Ga.
Ann Marie Flynn (HJ), Brooklyn, N. Y.
Martha Hudson (60), (100-alt), McRae, Ga.
Barbara Pearl Janes (60-100), Chicago, Ill.
Pamela Joan Kurrell (DT), San Francisco, Calif.
Marjorie Lea Larney (DT-JT), Woodhaven, N. Y.
Margaret Rejean Matthews (BJ), Memphis, Tenn.
Louise M. Mead (200), Bronx, N. Y.
Barbara Ann Mueller (80-H), Chicago, Ill.
Noemia Rodgers, Rabo, Ala.
Ann Reniger (HJ, BJ-alt), Bardick, Kas.
Wilma Gladean Rudolph (100-200), Clarksville, Tenn.
Peggy Schaller (JT), Brooklyn, N. Y.
Sharon Shepard (SP), Mapleton, Ore.
Arne Smith (BJ), Atlanta, Ga.
Joann Terry (80-M), Nashville, Tenn.
Wanda Wojcyowicz (SP), St. Louis, Mo.
Willie B. White (BJ), Greenwood, Miss.
Lucinda Williams (100-200), Nashville, Tenn.
Amelia Wershoven Wood (JT), River Edge, N. J.

BASEBALL
Coach
John H. Kobs, Michigan State University

Manager
J. Kyle Anderson, University of Chicago

Team Personnel
Louis Brack (OF), Castleton, Ia.
Ron Coustan (OF), St. Paul, Minn.
Ty Cline (F), Charleston, S. C.
Charles Davis (P), Arlington, Va.
Jerry Draschler (OF), Roseburg, Ore.
Terry Gellinger (P), Hillside, Ill.
Alan Hall (C), El Cajon, Calif.
Ralph Hachgrebe (2B), St. Louis, Mo.
Robert Hoover (SS), Philadelphia, Pa.
Arley Kangaus (OF), Tacoma, Wash.
Allen Kennedy (P), Zion, Ill.
Ron Klopfer, Lynwood, Calif.
Pfc. Jack McCarton (3B), St. Paul, Minn. (U. S. Army)
Perry C. McGriff, Jr., Gulf Breeze, Fla.
Lt. William Mansfield (P), Fort Worth, Texas (U. S. Army)
Grayson Marsch (1B), Cuero, Tex.
Thomas Orton (C), Detroit Lakes, Minn.
Roger Rudeen (P), St. Paul, Minn.

Continued on page 229

1959 U. S. PAN AMERICAN TEAM PERSONNEL—(Cont.)

BASKETBALL — MEN
Coach

Frederick A. Schaus, University of West Virginia

Assistant Coach

J. Warren Womble, Pearle, Ill.

Manager

William H. H. Dye, University of Wichita

Team Personnel

Jack L. Adams, Hazel Green, Ky.
George H. Bandolik, Chicago, Ill.
Robert L. Boozer, Omaha, Neb.
Richard T. Boushka, St. Louis, Mo.
Lee W. Byrd, Huntington, W. Va.
William B. Evans, Berea, Ky.
Donald Goldstein, Brooklyn, N. Y.
Burdette E. Haldorson, Austin, Minn.
Robert E. Jaengenwood, Wilmette, Ill.
Oscar P. Robertson, Indianapolis, Ind.
Adrian H. Smith, Kirksey, Ky.
Don S. Swartz, Owensville, Ky.
Gary Thompson, Bartlesville, Okla.
Jerry A. West, Cabin Creek, W. Va.

BASKETBALL — WOMEN
Coach

Harley J. Redin, Wayland (Tex.) Baptist College

Manager-Chaperone

Laurine Mickelsen, Salt Lake City, Utah

Team Personnel

Joan Audrey Crawford, Nashville, Tenn.
Lucile Davidson, Kansas City, Mo.
Rita Jean Horkey, Blissfield, Mich.
Thelma Gay Ivey, Texico, N. M.
Joyce Ann Kite, St. Joseph, Mo.
Carla Lowry Newton, Miss.
Patsy Elizabeth Neal, Sharon, Ga.
Glenda Nicholason, Maynard, Iowa
Carolyn Joyce Miller, Palestine, Tex.
Barbara Jane Stewart, Marlow, Okla.
Marsha Lynn Scoggin, Collinsville, Tex.
Evelyn Seariles, Arkansas, Okla.
Katherine Washington, Plainview, Tex.
*Nora Dyson White, Nashville, Tenn.
*Did not participate in games

BOXING
Coach

Edward H. McGirr, Philadelphia, Pa.

Manager

Charles H. Swift, USAF, Arlington, Va.

Team Personnel

Charles Brown (125), Cincinnati, Ohio
Harry Campbell (132), Detroit, Mich.
Bobby W. Foster (165), York, Pa.
Dean H. Harrison (148), Aberdeen, Wash.
Allen Hoskins, Jr. (WW), Glenarden, Md.
Amos Johnson (178), Stockton, Calif.
Wilbert J. McClure (156), Toledo, Ohio
Heiji Shimabukuro (112), Honolulu, Hawaii
Vincent J. Shuma (139), New York, N. Y.
Petros M. Spanakos (119), Hoquiam, Wash.

CYCLING
Coach

Frank S. Brilando, Niles, Ill.

Manager

Ernest H. McAdams, Bronx, N. Y.

Team Personnel

1000 meter Time Trial

Allen C. Bell, Somerville, N. J.
David Staub, Daly City, Calif.

1000 meter Match

Patrick DeCollibus, Buffalo, N. Y.
Josh W. Disney, Monrovia, Calif.

4000 meter Pursuit

Richard W. Cartwright, Buffalo, N. Y.
Jack Hartman, Fort Sheridan, Ill.
Charles Hewitt, Lake Bluff, Ill.
Robert Pfarr, Kenosha, Wis.
Stephen Pfeifer, San Francisco, Calif.
James J. Rossi, Chicago, Ill.

Road Race

Joseph J. Becker, St. Louis, Mo.
Bernard Dodd, Quincy, Mass.
Thomas O'Rourke, Detroit, Mich.
Michael Hittner, Pacific Palisades, Calif.
Robert Tetzlaff, Los Angeles, Calif.
George E. Van Meter, St. Louis, Mo.

EQUESTRIAN — MEN AND WOMEN
General Manager

Whitney Stone, New York, N. Y.

Veterinarian

Dr. Joseph C. D'Oro, Avon, N. Y.

Grand Prix Jumping Team Coach

Bertalon de Nemethy, Greenwich, Conn.

Grand Prix Jumping Team Personnel

Frank Chapot, Wallpack, N. J.
George Morris, New Canaan, Conn.
William C. Steinkraus, Westport, Conn.
Hugh Wiley, Ivoryton, Conn.

Three Day Team Coach

Erich Bubleka, Santa Barbara, Calif.

Three Day Team Manager

Richard D. Collins, Pebble Beach, Calif.

Three Day Team Personnel

William D. Haggard 3rd, Nashville, Tenn.
Michael O. Page, Briarcliff Manor, N. Y.
John Michael Plumb, Syosset, L. I., N. Y.
Walter G. Staley, Jr., Mexico, Mo.

Dressage Team Coach

Andrew M. Montgomery, Ocala, Fla.

Dressage Team Personnel

Patricia Galvin, Santa Barbara, Calif.
Jessica Newberry, Croton-on-Hudson, N. Y.
Karen S. McIntosh, Redford Village, N. Y.

FENCING — MEN AND WOMEN
Team Captain

Ralph M. Goldstein, Yonkers, N. Y.

Competing Manager

George V. Worth, Flushing, N. Y.

Armorer

Edwin Purdy, Peden Valley, Calif.

Men's Foil Team Personnel

Albert Axelrod, New York, N. Y.
Gene Glazer, Flushing, N. Y.
Harold D. Goldstein, Queens, N. Y.
Joseph Paletta, Jr., New Rochelle, N. Y. (USNA)
Edwin A. Richards, Boston, Mass.
Lawrence Silverman, Chicago, Ill.

Women's Foil Team Personnel

Harriet King, Jackson Heights, N. Y.
Mrs. Maxine Mitchell, Los Angeles, Calif.
Vivienne Sokol, New York, N. Y.

Men's Epee Team Personnel

Richard Barry, Royal Oak, Mich.
Michael Dreano, Brooklyn, N. Y.
Howard J. Fried, Cleveland, Ohio
Henry Kalloway, New Haven, Conn.
Paul G. Levy, Yardley, Pa.
Roland Wanenchak, Philadelphia, Pa. (USNA)

Men's Sabre Team Personnel

Walter Forbes, Batavia, N. Y.
William Goering, Detroit, Mich.
Allan S. Kwartler, Yonkers, N. Y.
Alfonso H. Morales, Tucson, Ariz. (USNA)
Dr. Tibor A. Nyilas, Flushing, N. Y.
George V. Worth, Flushing, N. Y.

GYMNASTICS — MEN
Team Coach Manager

Paul C. Romeo, Syracuse University

Team Personnel

Jamile A. Ashmore (AA), Highland Falls, N. Y.
John G. Beckner (AA), N. Hollywood, Calif.
Abraham J. Grossfeld (AA), New York, N. Y.
Harold Z. Holmes, Jr. (Navy), Alameda, Calif.
Ron Munn (TR), Amarillo, Texas
Gerhard O'Quinn, Jr. (AA), West Point, N. Y.
Garvin S. Smith (RC), Los Angeles, Calif.
Donald R. Tonry (AA), Brooklyn, N. Y.
Gregor R. Weiss (AA), Ridgefield, N. J.
AA—all-around. TU—tumbling. TR—trampoline. RC—rope climb.

GYMNASTICS — WOMEN
Team Coach Manager

Mrs. Janet Buchna, Canton, Ohio

Team Personnel

Cessie Calhoun, North Naples, Fla.
Judith Klauser, Milwaukee, Wis.
Betty J. Maycock, Parma, Ohio
*Theresa Montefusco, Peoria, Ill.
Sharon Phelps, Indianapolis, Ind.
Sharon Richardson, Jackson, Mich. (Urbana, Ill.)
Gail Sanigerah, West Palm Beach, Fla.
* Also specialist entry

MODERN PENTATHLON
Team Coach and Officer-in-Charge

Lt. Col. John W. Russell (USA), Ft. Sam Houston, Tex.

Staff Assistant

Maj. Jack W. Bernhain, Washington, D. C.

Team Personnel

Leslie F. Bloomaster, III, Downey, Calif.
George H. Lambert, Sioux City, Iowa
Robert K. Miller, Seattle, Wash.

Reserve

Robert A. Gates, Waldwick, N. J.

ROWING
Coach

Loren W. Schael, Syracuse University

Assistant Coach

Stanley R. Pecack, Seattle, Wash.

Manager

L. Perry Manning, Detroit, Mich.*

*Ill, replaced by Jack Salgar, New York, N. Y.

Assistant Manager

Louis Bahrenburg (Syracuse), Scotia, N. Y.

Boatman and Rigger

Earl R. Morrison (Syracuse), Liverpool, N. Y.

Eight-Oar with Coxswain Personnel

Monte C. Brower (Spare), Jamesville, N. Y.
James G. Edmonds (Bow), Port Tony, N. Y.
Andrew F. Geiger (Spare), Syracuse, N. Y.
Michael J. Iarian (No. 6), Honeoye Falls, N. Y.
James S. Kries (No. 7), Rockville Center, N. Y.
Nelson T. Miller (No. 6), Gooding, Idaho
Charles E. Mills, Jr. (Stroke), Syracuse, N. Y.
Edward D. Mantesi (No. 5), Amityville, N. Y.
Thomas M. Roun (No. 3), Erie, Pa.
Robert L. Schael (No. 2), Syracuse, N. Y.
Jerry Winkelstein (Cox'n), Syracuse, N. Y.
* From Syracuse University

Single Sculls

Harry L. Parker, Philadelphia, Pa.

Double Sculls

John B. Kelly, Jr. (Bow), Wynnewood, Pa.
William J. Knecht (Stroke), Westmont, N. J.

Pair-Oars-without-Coxswain

Ted S. Frost (Stroke), Seattle, Wash.
Robert P. Rogers (Bow), Seattle, Wash.

Pair-Oars-with-Coxswain

Harvel V. Kroll, Jr. (Cox'n), Detroit, Mich.
James A. Napier (Stroke), Lenoir, Miss.
Alan H. Pierrat (Stroke), Detroit, Mich.

Four-Oars-without-Coxswain

Jay L. Hall (No. 2), Seattle, Wash.
Ted A. Nash (Bow), Hyde Park, Mass.
John A. Sayre (Stroke), Tacoma, Wash.
Richard D. Wailes (No. 3), Seattle, Wash.

Four-Oars-with-Coxswain

Charles A. Hatte (Bow), Seattle, Wash.
LeRoy Janes (No. 2), Seattle, Wash.
Ray J. Kuhn (Stroke), Seattle, Wash.
Ray D. Walker (Cox'n), Seattle, Wash.
Michael A. Yarber (No. 3), Seattle, Wash.

Small-Boat Spares

Charles P. Alia, Seattle, Wash.
Clayton W. Chapman, Seattle, Wash.

SHOOTING
Team Captain

Lt. Col. Sidney C. Carpenter (USA), Ft. Monroe, Va.

Team Coach and Executive Officer

William T. Tinney, Jr., U. S. Border Patrol, El Paso, Tex.

Team Adjutant

Maj. Robert Love (USA-ret.), Washington, D. C.

Rifle Team Personnel

Gary L. Anderson, Axtell, Nebr. (USA)
Lones Wigger, Fairfield, Calif. (USA)
Arthur E. Cook, Adelphi, Md. (USAF)
James A. Meservice, Fort Benning, Ga. (USA)
Martin I. Gunnarsson, Sedalia, Colo. (USA)
Tommy G. Pool, Columbus, Ga. (USA)
Daniel B. Pickel, Fort Benning, Ga. (USA)
Eugene F. Spradlin, Fort Benning, Ga. (USA)
Presley W. Kendall, Fort Benning, Ga. (USA)
Verle F. Wright, Fort Benning, Ga. (USA)

Pistol Team Personnel

Harry E. Aitken, Willcox, Ariz. (USBP)
Maurice E. Belisle, Columbus, Ga. (USA)
Lloyd Burchett, Columbus, Ga. (USA)
David Carter, Columbus, Ga. (USA)
Gaspar P. DeFino, San Diego, Calif. (USN)
Nelson H. Lincoln, Columbus, Ga. (USA)
Victor E. Mosso, Columbus, Ga. (USA)
Lawrence K. Moseley, Fort Benning, Ga. (USA)
Ray Ratliff, Fort Benning, Ga. (USA)
Aubrey E. Smith, Columbus, Ga. (USA)
Richard M. Stineman, Fort Benning, Ga. (USA)
Ray L. Sutherland, Columbus, Ga. (USA)
USA—U. S. Army USAF—U. S. Air Force
USN—U. S. Navy USBP—U. S. Border Patrol

SKEET SHOOTING
Skeet Team Manager

Mrs. Lee Mallie, Evanston, Ill.

Skeet Team Personnel

Edwin C. L. Calhoun, Salisbury, Md.
Chesley J. G. Cirtin, Chicago, Ill.
Maj. Oliver R. Davis, Springfield, Va.
Rolland A. Fennema, Mount Prospect, Ill.
Carl K. Halten, Falls Church, Va.
Kenneth L. Parmenter, Jeffersonville, Ind.

SOCCER FOOTBALL
Team Coach

James J. Reed, Pawtucket, R. I.

Team Manager

Walter J. Giesler, Chicago, Ill.

Team Personnel

Georgo C. Brown, Greenwich, Conn.
Alexander Ely, Philadelphia, Pa.
Ralf Gongar, Hollywood, Calif.
Eugene A. Grabowski, Kearny, N. J.
Jury Kulichenko, Staten Island, N. Y.
William E. Loaby, St. Louis, Mo.
Ranulf P. Mercado, Manila, P. I.
Edward J. Murphy, Glenview, Ill.
Peter Ostoich, Daly City, Calif.
Val Palizzaro, St. Louis, Mo.
Jacob Reschiniski, Chicago, Ill.
Willy Scheller, New York, N. Y.
Zenon Smyk, Rochester, N. Y.
Joseph L. Speca, Baltimore, Md.
James Stachowsky, Chicago, Ill.
Joseph J. Tarino, St. Louis, Mo.
Herman W. Wacke, St. Louis, Mo.
Albert F. Zunzunegui, Los Angeles, Calif.

SWIMMING AND DIVING — MEN
Team Coach

Charles McCaffree, Jr., Michigan State Univ.

Manager

Hobart Billingsley, Indiana University

Trainer

Paul P. Hartlaub, Cincinnati, Ohio

Team Personnel

FS—free style. FSB—free style relay.
BS—backstroke. BT—butterfly. BRS—breaststroke. 400-MR—medley relay. SD—springboard diving. PD—platform diving.

Victor A. Mosso, Columbus, Ga. (USA)
Lawrence K. Moseley, Fort Benning, Ga. (USA)
Ray Ratliff, Fort Benning, Ga. (USA)
Aubrey E. Smith, Columbus, Ga. (USA)
Richard M. Stineman, Fort Benning, Ga. (USA)
Ray L. Sutherland, Columbus, Ga. (USA)
USA—U. S. Army USAF—U. S. Air Force
USN—U. S. Navy USBP—U. S. Border Patrol

SKEET SHOOTING
Skeet Team Manager

Mrs. Lee Mallie, Evanston, Ill.

Skeet Team Personnel

Edwin C. L. Calhoun, Salisbury, Md.
Chesley J. G. Cirtin, Chicago, Ill.
Maj. Oliver R. Davis, Springfield, Va.
Rolland A. Fennema, Mount Prospect, Ill.
Carl K. Halten, Falls Church, Va.
Kenneth L. Parmenter, Jeffersonville, Ind.

SOCCER FOOTBALL
Team Coach

James J. Reed, Pawtucket, R. I.

Team Manager

Walter J. Giesler, Chicago, Ill.

Team Personnel

Georgo C. Brown, Greenwich, Conn.
Alexander Ely, Philadelphia, Pa.
Ralf Gongar, Hollywood, Calif.
Eugene A. Grabowski, Kearny, N. J.
Jury Kulichenko, Staten Island, N. Y.
William E. Loaby, St. Louis, Mo.
Ranulf P. Mercado, Manila, P. I.
Edward J. Murphy, Glenview, Ill.
Peter Ostoich, Daly City, Calif.
Val Palizzaro, St. Louis, Mo.
Jacob Reschiniski, Chicago, Ill.
Willy Scheller, New York, N. Y.
Zenon Smyk, Rochester, N. Y.
Joseph L. Speca, Baltimore, Md.
James Stachowsky, Chicago, Ill.
Joseph J. Tarino, St. Louis, Mo.
Herman W. Wacke, St. Louis, Mo.
Albert F. Zunzunegui, Los Angeles, Calif.

SWIMMING AND DIVING — MEN
Team Coach

Charles McCaffree, Jr., Michigan State Univ.

Manager

Hobart Billingsley, Indiana University

Trainer

Paul P. Hartlaub, Cincinnati, Ohio

Team Personnel

FS—free style. FSB—free style relay.
BS—backstroke. BT—butterfly. BRS—breaststroke. 400-MR—medley relay. SD—springboard diving. PD—platform diving.

Charles G. Bittick (100-BS), Long Beach, Calif.
George T. Breen (400-FS), Indianapolis, Ind.
Steve C. Clark (800-FR), Los Altos, Calif.
Richard C. Conner (PD), Pasadena, Calif.
F. Jeffrey Farrell (100-FS & 400-MR), Arcadia, Calif.
Ellen H. Follett (100-FS & 400 MR), Evanston, Ill.
J. David Gillanders (200-BT & 400 MR), Royal Oak, Mich.
Sam W. Hall (SD), Kettering, Ohio
Donald D. Harper (PD), Columbus, Ohio
George P. Harrison (400-FS), Orinda, Calif.
Gary E. Heinrich (1500-FS), San Leandro, Calif.
Eugene C. Lenz (400-FS), Santa Maria, Calif.
Frank S. Lewis (200-BS & 400-MR), Indianapolis, Ind.
William D. Mullen (200-BRS & 400 MR), Champaign, Ill.
Frederick J. Nemetz (200-BRS), New York, N. Y.
Kenneth H. Nakasone (200-BRS & 400 MR), Pearne, Maui, T. H.
Walter T. Ross (800-FR), New Haven, Conn.
J. Dennis Rounsavelle (800-FSR), Palos verdes Estates, Calif.
Louis B. Schaefer (100-BS & 400 MR), Bera, Ohio
Peter V. Sintz (800-FSR), Birmingham, Mich.
Alan B. Somers (100-FS), Indianapolis, Ind.
Anthony Tashnick (200-BT), Detroit, Mich.
Gary M. Tobian (SD & PD), Glendale, Calif.
Michael P. Troy (200-BT & 400 MR), Indianapolis, Ind.
Robert D. Webster (SD), Santa Ana, Calif.
Frank Tom Winters (800-FSR), LaConado, Calif.
William T. Woolsey (100-FS), Honolulu, T. H.
FS—free style. FSR—free style relay.
BS—backstroke. BT—butterfly. BRS—breaststroke. MR—medley relay. SD—springboard diving. PD—platform diving.

SWIMMING AND DIVING — WOMEN
Team Coach

Kris Kristensen, North Hollywood, Calif.

Diving Coach

Robert E. Rambo, University of Pennsylvania

Manager-Chaperone

Mrs. John "Patty" Boel, Indianapolis, Ind.

Team Personnel

Anne MacKinnon (200-BRS, 400-FSR, 400-MR), Berkeley, Calif.
Molly Ray Burke (100-BT, FS, 400-FSR, 400-MR), Sherman Oaks, Calif.
Lynn Burke (200-BS & 400-MR), Flushing, N. Y.
Michaele Becky Collins (100-BT & 400-MR), Indianapolis, Ind.
Carin Alice Cone (100-BS & 400-MR), Ridgewood, N. J.
Barbara Sue (Gilders) Dudeck (SD), Detroit, Mich.
Donna Clarice Graham (400-FS & 400-FSR), Indianapolis, Ind.
Marianne Hargreaves (400-MR), Los Angeles, Calif.
Jane Stever Irwin (PD), Glendale, Calif.
Patty Kempner (100-BT & 400-MR), Beverly Hills, Calif.
Christine Louise Kluter (100-BS), Salom, Ohio
Joel Dina Lenzi (SD), Fort lauderdale, Fla.
Paula Jane (Pope) Pope (PD & SD), Los Angeles, Calif.
Nancy Jane Rowton (100-BT & 400-MR), Mercer Island, Wash.
Sylvia Elaine Rooks (400-FS & 400-FSR)
Tohiee Mae Sparling (PD), Brudbury, Calif.
Joan Arlene Spillane (100-FS & 200FS, 400-FSR), Houston, Texas
Shirley Anne Stobs (200-FS & 400-FSR), Miami, Fla.
Susan Christina van Saltza (100, 200, 400-FS, 400-FSR, 400-MR), Saratoga, Calif.
Ann Kindel Warner (200-BRS & 400-MR), Menlo Park, Calif.

TENNIS
Manager-Coach

Gene Bowick, Chicago, Ill.

Team Personnel

Jon A. Douglas, Santa Monica, Calif.
Myron Franks, Los Angeles, Calif.
Richard Ralston, Oklahoma City, Okla.
Grant Golden, Wilmette, Ill.

Women's Team Personnel

Mimi Arnold, Redwood City, Calif.
Ana Fogarra, Alexia, Florida
Althea Gibson, New York, N. Y.
Mrs. Dorothy Head Knode, Forest Hills, N. Y.

VOLLEYBALL — MEN
Team Coach

Harry E. Wilson, Encino, Calif.

Team Manager

Kenneth Adler, Hollywood, Calif.

Team Personnel

Arthur J. Alger, Pacific Palisades, Calif.
Neil Eldredge (USAF), Honolulu, Hawaii
Karl J. Ergen, Santa Ana, Calif.
James R. Montague, Long Beach, Calif.
Charles T. Nelson (USAF), Fairfield, Calif.
Michael F. O'Hara, Los Angeles, Calif.
William Odom, Riverside, Calif.
Edward R. Williams, Los Angeles, Calif.

VOLLEYBALL — WOMEN
Team Coach

Manuel E. Soanz, Venice, Calif.

Team Manager-Chaperone

Mrs. Ida Litschauer, Compton, Calif.

Team Personnel

Edith Conrad, Los Angeles, Calif.
Cecelia Joanne Donnelly, Colfax, Texas

1959 U. S. PAN AMERICAN TEAM PERSONNEL—(Cont.)

Jean Gaertner, Los Angeles, Calif.
Lois Hasenpflug, Santa Monica, Calif.
Margaret Jayne Herwig, Newport Beach, Calif.
Beverly LaBrauve, Burbank, Calif.
Violet McAllister, El Segundo, Calif.
Lita Shanley, Pacific Palisades, Calif.
Jeanita Sheen, Fort Worth, Texas
Verna Stevenson, Dallas, Texas
Jane Weyer, Beach, Calif.
Pauline Peely Wilson, Gardena, Calif.

WATER POLO
Team Coach

Samuel J. Grider, Ill.

Team Manager

Warren L. Blackwell, Hollywood, Calif.

Team Personnel

Frank F. Conner (100-BS), Chicago, Ill.
Ronald E. Crawford (AR), Downey, Calif.
Donald J. Speed (PD), Chicago, Ill.
Andrew F. Haberman (CG), Skokie, Ill.
Kenneth A. Kelly (BG), Evanston, Ill.
Edward Jaworski (AR), New York, N. Y.
Arthur Kaliski (LP), Westchester, Ill.
William A. Kooistra (LG), Chicago, Ill.
Sam G. Kooistra (C), Chicago, Ill.
Ronald S. Severn (AR), Bellflower, Calif.
G—goal tender. Ath—alternate. RF—right forward. LF—left forward. CC—center forward. RG—right guard. CG—center guard. LG—left guard.

WEIGHTLIFTING
Team Coach

Joseph Raymond, Cleveland, Ohio

Team Manager

Frayshier Furgason, Columbus, Ohio

Team Personnel

David Ashman (Hwt.), Santa Monica, Calif.
Isaac Berger (123), Hollywood, Calif.
Clyde B. Emrich (198), Chicago, Ill.
James Gallagher (181), Akron, Ohio
Paul S. Goldberg (148), Newark, N. J.
Tommy T. Kono (165), Honolulu, Hawaii
Charles T. Vinci, Jr. (123), Cleveland, Ohio

WRESTLING
Coach

Claude C. Reock, Purdue University, Lafayette, Ind.

Team Manager

Eric P. Pahl, Tex. Air Force, San Antonio, Tex.

Team Personnel

David Auble (125½), Ithaca, N. Y.
Douglas Blubaugh (160½), Ft. Sam Houston, Texas
James Burke (147½), Boulder, Colo.
James Fergerson (174½), Oklahoma City, Okla.
Louis Giano (136½), Huntington, L. I., N. Y.
Duke F. Lynn (UHWT), Milwaukee, Wis.
Frank Rosenmayr (191½), Redwood City, Calif.
J. Richard Wilson (114½), Toledo, Ohio

YACHTING
Team Manager

*Paul H. Smith, Darien, Conn.
* Also Star Class alternate

Finn Monotype Class

William F. McLean, Alameda, Calif.

Star Class

Gary Conner, Chicago, Ill.
Dr. William C. Ficker, Chicago, Ill.

Snipe Class

Richard Tillman, Milford, Ind.
John Tillman, Elkhart, Ind.

Lightning Class

Ed Faunier, Fenton, Mich.
David Nickels, Fenton, Mich.
Herman Nickels, Fenton, Mich.

5.5 meter Class

George O'Day, Dover, Mass.
Victor P. Sherenco, Villasherenco, P. R.
Frank Scully, Jr., New York, N. Y.
Mrs. Marian Sharonov (Alternate)

Dragon Class

Walter E. Swinbourne, Jr., Fenton, Mich.
James Stevens, Monroe, Mich.
Richard Krauss, Toledo, Ohio

Flying Dutch Class

Henry Sindle, Little Falls, N. J.
Robert Wood, Red Bank, N. J.



United States Gold Medal Winners

1959 PAN AMERICAN GAMES

CHICAGO, ILLINOIS

ATHLETICS—MEN
(Track & Field)

DONALD G. BRAGG
Pole Vault
DYROL JAY BURLESON
1500 meters
PHILIP YATES COLEMAN
3000 meter Steeplechase
JOSH CULBREATH
400 meter Hurdles
WILLIAM SOLON DELLINGER
5000 meters
CHARLES EVERETT DUMAS
High Jump
DAVID ALLAN EDSTROM
Decathlon
ALBERT W. HALL
Hammer Throw
HAYES WENDELL JONES
110 meter Hurdles—400 meter Relay
JOHN JOSEPH KELLEY
Marathon Run
THOMAS JOSEPH MURPHY
800 meters
OTIS RAY NORTON
100 meters—200 meters—400 meter Relay
WILLIAM PARRY O'BRIEN
Shot Put
ALFRED A. OERTER, JR.
Discus Throw
ROBERT ADDISON POYNTER
400 meter Relay
RUSTER LARRY QUIST
Javelin Throw
IRVIN ROBBERSON
Broad Jump
WILLIAM G. WOODHOUSE
400 meter Relay

ATHLETICS—WOMEN
(Track & Field)

(MRS.) EARLENE BROWN
Shot Put—Discus Throw
ISABELLE FRANCES DANIELS
60 meters—400 meter Relay
ANN MARIE FLYNN
High Jump
BARBARA PEARL JONES
400 meter Relay
WILMA GLODEAN RUDOLPH
400 meter Relay
ANNIE LOIS SMITH
Broad Jump
LUCINDA WILLIAMS
100 meters—200 meters—400 meter Relay

BASKETBALL—MEN
(Team Championship)

JACK L. ADAMS
GEORGE HENRY BONSALLE
ROBERT LEWIS BOOZER
RICHARD JAMES BOUSHKA
LEO WESLEY BYRD
WILLIAM BEST EVANS
DONALD GOLDSTEIN
BURDETTE EUELE HALDORSON
ROBERT EUGENE JEANGERARD
OSCAR PALMER ROBERTSON
DANIEL S. SWARTZ
ADRIAN HOWARD SMITH
GARY LEE THOMPSON
JERRY ALAN WEST

BASKETBALL—WOMEN
(Team Championships)

JOAN AUDREY CRAWFORD
LUCILE DAVIDSON (MRS.)
RITA JEAN HORNY
THELMA GAY IVEY
JOYCE ANN KITE
CARLA LOWERY
CAROLYN JOYCE MILLER
PATSY ELIZABETH NEAL
GLENDA DARLENE NICHOLSON
MARSHA LYNN SCOGGIN
EVELYN MARY SEARLES
BARBARA JUNE STEWART
JUDITH KATHERINE WASHINGTON

BOXING

ALLEN HUDSON, JR.
Heavyweight
AMOS JOHNSON
Light Heavyweight
WILBERT JAMES McCLURE
Light Middleweight
VINCENT JOSEPH SHOMO
Light Welterweight

CYCLING

ALLEN CHARLES BELL*
1000 meter Time Trial
RICHARD WILLIS CORTRIGHT
4000 meter Team Pursuit
CHARLES NOYES HEWETT
4000 meter Team Pursuit
ROBERT M. PFARR
4000 meter Team Pursuit
JAMES JOSEPH ROSSI
4000 meter Team Pursuit
* Awaiting appeal on disqualification

EQUESTRIAN—MEN AND WOMEN

FRANK DAVIS CHAPOT
Grand Prix des Nations Jumping*
PATRICIA GALVIN
Dressage
GEORGE HAYES MORRIS
Grand Prix des Nations Jumping*
MICHAEL OWEN PAGE
Three-day Event
WILLIAM CLARK STEINKRAUS
Grand Prix des Nations Jumping*
HUGH WILEY
Grand Prix des Nations Jumping*
* Team championship

FENCING—MEN AND WOMEN

ALBERT AXELROD
Foils Team Championship
RICHARD NORMAN BERRY
Epee Team Championship
MICHAEL ANTHONY DASARO
Epee Team Championship
WALTER V. FARBER
Sabre Team Championship
HOWARD JAMES FRIED
Epee Team Championship
GENE GERSON GLAZER
Foil Team Championship
WILLIAM ALBERT GOERING
Sabre Team Championship
HAROLD DAVID GOLDSMITH
Individual Foil Champion
Foil Team Championship
HENRY KOLOWRAT
Epee Team Championship
ALLAN SIDNEY KWARTLER
Individual Sabre Champion
Sabre Team Championship
PAUL GANS LEVY
Epee Team Championship
ALPHONSO H. MORALES
Sabre Team Championship
TIBOR ANDREW NYILAS
Sabre Team Championship
JOSEPH PALETTA, JR.
Foil Team Championship
EDWIN ALLAN RICHARDS
Foil Team Championship
LAWRENCE FOSTER SILVERMAN
Foil Team Championship
ROLAND RAYMOND WOMMACK
Individual Epee Champion
Epee Team Championship
GEORGE V. WORTH
Sabre Team Championship

GYMNASTICS—MEN

JAMILE ABRAHAM ASHMORE
Individual Rings (tied)—Team All-Around
JOHN GILBERT BECKNER
Individual Parallel Bars
Individual Long Horse
Individual All-Around
Team All-Around
ABRAHAM ISRAEL GROSSFELD
Individual Rings (tied)
Individual Calisthenics
Individual Horizontal Bars
Team All-Around
HAROLD ZACHARY HOLMES
Individual Tumbling
RON MUNN
Individual Trampoline
GARLAND DELOID O'QUINN, JR.
Team All-Around
GARVIN S. SMITH
Individual Rope Climb
DONALD ROBERT TONRY
Team All-Around
GREGOR RICHARD WEISS
Individual Side Horse—Team All-Around

GYMNASTICS—WOMEN

MARY CATHERINE COLLAWN
Team All-Around
JUDITH ELIZABETH KLAUSER
Team All-Around
BETTY JEAN MAYCOCK
Team All-Around
TERESA MARIE MONTEFUSCO
Individual Calisthenics—Team All-Around
SHARON KAY PHELPS
Team All-Around
SHARON LEE RICHARDSON
Team All-Around

MODERN PENTATHLON

LESLIE FREDERICK BLEAMASTER
Team Championship
GEORGE HOWARD LAMBERT
Team Championship
ROBERT KAY MILLER
Team Championship

ROWING
Single Sculls

HARRY LAMBERT PARKER
Double Sculls
JOHN BRENDEN KELLY, JR. (bow)
WILLIAM JOSEPH KNECHT (stroke)
2-Oars without Coxswain
TED STRATHY FROST (stroke)
ROBERT PECK ROSS (bow)
4-Oars without Coxswain
JAY LANSING HALL (No. 2)
TED ALLISON NASH (bow)
JOHN ANTHONY SAYRE (stroke)
RICHARD DONALD WAILES (No. 3)
4-Oars with Coxswain
CHARLES ARNOLD HOLTZ (bow)
LEROY PHILIP JONES (No. 2)
ROY JOHN RUBIN (stroke)
MICHAEL ALAN TONKER (No. 3)
RAY DONNELL WALKER (cox)
8-Oars with Coxswain
JAMES STUART EDMONDS (bow)
JAMES STEWART KRIES (No. 7)
MICHAEL JOHN LARSEN (No. 4)
NELSON T. MILLER (No. 6)
CHARLES EDWARD MILLS, JR. (stroke)
EDWARD MCVAY MONTESI (No. 5)
THOMAS MARTIN ROUEN (No. 2)
ROBERT LOREN SCHOEL (No. 3)
JERRY ALLEN WINDESTEIN (coxn)

SHOOTING (PISTOL)

LLOYD BURCHETT
Free Pistol Team
DAVID CRAIG
Individual Rapid Pistol
Center Fire Pistol Team
Rapid Fire Pistol Team
NELSON ALVIN LINCOLN
Individual Free Pistol
Free Pistol Team
ROY RATLIFF
Rapid Fire Pistol Team
AUBREY EUGENE SMITH
Individual Center Fire Pistol
Center Fire Pistol Team
Rapid Fire Pistol Team
RICHARD MAURICE STINEMAN
Center Fire Pistol Team
Rapid Fire Pistol Team
ROY LUKE SUTHERLAND
Free Pistol Team
Center Fire Pistol Team

SHOOTING (RIFLE)

GARY LEE ANDERSON
Free Rifle Team
Small Bore Rifle Team (overall)
Small Bore Rifle Team (standing)
Small Bore Rifle Team (kneeling)
JAMES STANLEY CARTER
Small Bore Rifle Team (overall)
Small Bore Rifle Team (standing)
Small Bore Rifle Team (kneeling)
Individual Small Bore Rifle (standing)
Individual Small Bore Rifle (kneeling)
ARTHUR EDWIN COLE
Individual English Match Rifle
English Match Rifle Team
JAMES ALLEN EBERWINE
English Match Rifle Team
MARTINE INGEMAR GUNNARSSON
English Match Rifle Team
PRESLEY WILMORE KENDALL
English Match Rifle Team
TOMMY GAYLE POOL
Free Rifle Team
DANIEL BRUCE PUCKEL
Individual Small Bore Rifle (overall)
Small Bore Rifle Team (overall)
Small Bore Rifle Team (standing)
Small Bore Rifle Team (kneeling)
Free Rifle Team (overall)
Free Rifle Team (prone)
Individual Free Rifle (kneeling)
Individual Free Rifle (standing)
EUGENE FRANKLIN SPRADLIN
Free Rifle Team (overall)
VERLE FRANKLIN WRIGHT, JR.
Small Bore Rifle Team (overall)
Small Bore Rifle Team (standing)
Small Bore Rifle Team (kneeling)

SHOOTING—SKEET

EDWIN CHARLES LUDNAM CALHOUN
Team Championship
OLIVER REEVES DAVIS
Team Championship
CHESLEY J. CRITES
Team Championship
KENNETH LEE PENDERGRAS
Team Championship

SWIMMING & DIVING—MEN

RICHARD ADOLPH BUCK
800 meter Free Style Relay
GEORGE THOMAS BREEN
400 meter Free Style
FELIX JEFFREY FARRELL
100 meter Free Style
400 meter Medley Relay
JOHN DAVID GILLANDERS
200 meter Butterfly
FRANK EDWARD McKINNEY
100 meter Backstroke
400 meter Medley Relay
WILLIAM DANFORTH MULLIKEN
200 meter Breaststroke
KENNETH H. MARASCHINE
400 meter Medley Relay
JOHN DENNIS ROUNSAVELLE
800 meter Free Style Relay
PETER VAUGHAN SUNTZ
800 meter Free Style Relay
ALAN BROUNELL SOMERS
1500 meter Free Style
GARY MILBURN TOBIAN
Springboard Diving
MICHAEL FRANCIS TROY
400 meter Medley Relay
FRANK THOMAS WINTERS
800 meter Free Style Relay

SWIMMING & DIVING—WOMEN

ANNE MacGREGOR BANCROFT
400 meter Medley Relay
MOLLY RAY BOLLES
400 meter Free Style Relay
MICHAELA REBECCA COLLINS
100 meter Butterfly
400 meter Medley Relay
CARIN ALICE CONE
100 meter Backstroke
400 meter Medley Relay
PAULA JEAN (MYERS) POPE (MRS.)
Springboard Diving
Platform Diving
JOAN ARLENE SPILLANE
400 meter Free Style Relay
SHIRLEY ANNE STOBS
400 meter Free Style Relay
SUSAN CHRISTINA VON SALTZA
100 meter Free Style
200 meter Free Style
400 meter Free Style
400 meter Medley Relay
400 meter Free Style Relay
ANN KINDEL WARNER
200 meter Breaststroke

TENNIS—MEN AND WOMEN

ALTHEA GIBSON
Women's Singles

VOLLEYBALL—MEN
Team Championship

ARTHUR JOSEPH ALPER
NEIL SAFFRY EDERIDGE
ROLF J. ENGEN
JAMES RICHARD MONTAGUE
CHARLES TOMLINSON NELSON
MICHAEL PUTCH O'HARA
WILLIAM MAKEPEACE OLSSON
WALTER GEORGE SCHILLER
EUGENE SELZNICK
ALIKA H. SMITH
MARVIN RIED WIGLEY
EDWARD RICHARD WILLIAMS

WATER POLO
Team Championship

FRANK F. CONNOR
RONALD F. CRAWFORD
DONALD JOHN GOOD
ANDREW FRANK HABERMAN
KENNETH AL HANN
EDWARD LAWRENCE JAWORSKI
ARTHUR MAX KOBLISH
SAM GENE KOOISTRA
WILLIAM AUGUST KOOISTRA
RONALD DANIEL SEVERA

WEIGHTLIFTING

DAVID CARLYLE ASHMAN
Heavyweight
ISAAC BERGER
Featherweight
CLYDE BRYAN EMRICH
Middle Heavyweight
JAMES GEORGE
Light Heavyweight
TOMMY TAMIO KONO
Middleweight
CHARLES THOMAS VINCI
Bantamweight

WRESTLING

DAVID CAMILLO AUBLE
Bantamweight
JAMES HOWARD BURKE
Lightweight
DOUGLAS MORLAN BLUBAUGH
Welterweight
JAMES THAD FERGUSON
Middleweight
LOUIS DOMENICO GIANI
Featherweight
DALE POTSON LEWIS
Heavyweight
FRANK ROSENKRANZ
Light Heavyweight
JOHN RICHARD WILSON
Flyweight

YACHTING
Flying Dutchman Class

ROBERT MORFORD WOOD (crew)
HARRY SINDLE (skipper)

International 5.5 Meter Class

GEORGE DWYER O'DAY (skipper)
VICTOR FRANK SHERONAS (crew)
FRANCIS PAUL SCULLY, JR. (crew)

Dragon Class

RICHARD KRAUSS (crew)
JAMES STEVENS (crew)
WALTER E. SWINDEMAN, JR. (skipper)





Robert Backus | Greg Bell | Donald Bragg | Alex Breckenridge | Dyrol Burleson | Lee Calhoun | Albert Cantello | Lester N. Carney



Richard Cochran | Philip Coleman | Alfred Confalone | Phil Conley | Hal Connolly | Josh Culbreath | Ernie W. Cunliffe | C. E. Cushman



Dave Davis | Ira Davis | W. S. Dellinger | Charles Dumas | David A. Edstrom | Robert Gardner | Elias Gilbert | James G. Graham



James Green | James Grelle | Albert Hall | Mike Herman | Dick Howard | Charles Jones | Hayes W. Jones | John Kelley



David Mills | Ed Moran | Phil Mulkey | Thomas J. Murphy | Ray Norton | Parry O'Brien | Alfred Oerter | Bob Poynter



Buster Quist | Irvin Roberson | Vance Robinson | William Sharpe | Robert Soth | Edward Southern | Louis Stieglitz | Herman R. Stokes



Max Truex | Jerome Walters | Joel Wiley | Errol Williams | Bill Woodhouse | Jack Yerman | George T. Young

Not pictured—
Dallas Long
and
Ronald Morris



C. D. Werner | Percy M. Beard | Bill Bowerman | Ed P. Hurt | Ralph H. Colson | Powell Moorhead | John T. Core

U. S. Pan American Team Achieved Virtual Monopoly in Games With 18 Championships

HAILED in advance by head coach Charles D. (Chick) Werner as "probably the greatest track and field team ever assembled," the forces of the United States made the prophecy look good in the Third Pan American Games at Chicago in 1959.

Led by the long-striding Ray Norton, a triple medalist in the sprints, the USA squad captured 18 of the 22 championships, swept 1-2-3 in seven of the events, and also harvested 16 silver and nine bronze medals.

In the first hemispheric competition at Buenos Aires, Argentina, in 1951, the USA won 14 of the 24 championships. In the second Games in the one-and-a-half-mile altitude at Mexico City in 1955, the Yanks annexed 16 of the 22 titles.

* * *

The first Games were held during the Argentine summer and the USA winter. The second Games were held in the late winter and early spring. The third Games, Aug. 27-Sept. 7 were the first in which the USA was able to have its top athletes compete for team places according to the Olympic tryout method.

The results showed it. On the brick red running strip and the emerald green infield of mammoth Soldier Field, the Americans accounted for 15 of the 17 Pan American records and tied another. The two other record-breaking performances were scored by the West Indies Federation's American-trained 1,600-meter relay quartet and Argentina's Osvaldo Suarez, who retained his 10,000-meter title.

The only Pan American standards to hold firm were the :10.3 in the 100 meters (tied by Ray Norton); the :14.0 in the 110-meter high hurdles (and only because a following wind barred a :13.6 feat) by Hayes Jones; the world record of :45.4 by Lou Jones in the 400 meters; the world record 54-foot 4-inch burst of Brazil's Adhemar da Silva in the hop, step and jump, and Roselyn Range's mighty 26-foot-4 ⅛ broad jump.

Norton, a 23-year-old halfback from San Jose State, was the individual standout with his victories in the 100 and 200 meter (world record equalling :20.6) sprints and his anchor leg on the record-shattering 400 meter relay team. But this was expected on the basis of his consistently outstanding efforts prior to the Games.

* * *

There were other heroes and several surprises to lend excitement to the track and field portion. George Kerr, an Illinois senior from Jamaica, B. W. I., spearheaded a non-USA sweep of the 400-meter run and the record triumph in the 1,600-meter relay.

Although the 400 and the 1,600 relay are among the Americans' pet events, the results were not shocking upsets. The US athletes made up for these two losses by scoring surprising triumphs in the marathon (John J. Kelley), the 5,000 meters (Bill Dellinger), and finishing 1-2-3 in the 1,500, led by Dyrol Burleson.

In addition to the metric mile, the USA swept the 110 and 400-meter hurdles, the shot put, discus, hammer and javelin.

The only other non-US winner, in addition to Kerr, Suarez and the West Indies relay team, was the perennial hop, step and jump master, 32-year-old da Silva of Brazil. The two-time Olympic champion, although hampered by leg cramps, won the Pan Am crown for the third time. He covered 52 feet 2 inches.

Kelley's runaway victory in the marathon was the first for the United States in either Olympic or Pan American competition since the 1908 Olympics when Johnny Hayes was declared the winner after Italy's Pietro Dorando was disqualified.

Kelley, a 28-year-old school teacher from Groton, Conn., won the 26-mile, 385-yard event by about three quarters of a mile in record time of 2:27:54.2. Boston AA teammate Jim Green, also a school teacher, was second, Gordan Dickson of Canada took third to prevent another US sweep but Al Confalone, a third member of the Boston AA, made it a memorable windup for the squad by finishing fourth in the field of 14. Eight of the starters went all the way.

Victory came to 5-foot 6-inch, 125-pound Kelley in his 13th marathon. "I guess it's my lucky number," he said.

* * *

In the oddest and most heartbreaking windup, Olympic champion

ATHLETICS, MEN

Harold Connolly was first declared the hammer throw winner only to eventually finish second to Al Hall, a Cornell graduate. Connolly had been credited with a Games' record of 195 feet 11½ inches. Record feats, however, are re-measured by custom. On rechecking the throw, the officials found it measured a quarter-inch less. Since a quarter-inch doesn't count, Connolly's heave was cut to 195 feet 11 inches, tying him with Hall. Under international rules, Hall was declared the victor on the better second toss, 192 feet 4½ inches to Connolly's 191 feet 5 inches. They share the Pan American record at 195 feet 11 inches.

Here's how the other championships were decided:

100 METERS—Norton won in record-tying :10.3. Mike Agostini of the West Indies Federation was second (:10.4) and Cuba's Enrique Figuerola third (:10.5). Bob Poynter, San Jose State teammate from San [illegible] fourth in :10.5. Norton's [illegible] of :10.2 in the semi-finals was disallowed because of a [illegible] assisting wind.

Continued on page 23

MEN'S ATHLETICS

Continued from page 233

200 METERS—Norton broke the Games' record and tied the world mark for the race around one turn with a time of :20.6. He beat Les Carney of Ohio University by five yards. Mike Agostini of the West Indies was third and Vance Robinson of North Carolina College, fourth.

400 METERS—George Kerr, Illinois senior from Jamaica, scored by three yards over Basil Ince, Trinidad and Tufts, with Mal Spence, Jamaica and Arizona State, third. Kerr led the West Indies sweep with a time of :46.1. Mills, a Purdue sophomore, was fourth, Ivan Rodriguez of Puerto Rico fifth and Jack Yerman of California sixth. Eddie Southern of Texas was eliminated in the semi-final.

800 METERS—Tom Murphy of Manhattan College held off George Kerr's closing rush and won by inches in the record time of 1:49.4. Tony Seth, a Michigan student from British Guiana, rallied to take third from Mel Spence of WIF. Ernie Cunliffe of Stanford, the early pace-setter, was fifth. Californian Jerome Walters dropped out with 200 meters to go.

1,500 METERS—Dyrol Burleson, 19-year-old Oregon freshman, led Jim Grelle, another Oregonian, and Ed Moran of Penn State in record time of 3:49.1. Burleson, who did the last lap in 56 seconds, was a six-yard victor.

5,000 METERS—Bill Dellinger, an Air Force man from Grants Pass, Ore., ran a heady race to upset defender Osvaldo Suarez of Argentina. The 25-year-old Oregon graduate remained close to the Argentine and then outkicked the favorite in a blazing finish, winning by the depth of his chest in a record 14:28.4. Doug Kyle of Canada was third, Navy Ensign Lew Stieglitz of West Hartford, Conn., was 11th. Air Force Lieut. Max Truex of Southern California didn't finish.

10,000 METERS—Osvaldo Suarez of Argentina retained his crown by edging Canada's Doug Kyle in the record time of 30:17.2. Kyle was clocked in 30:18.0. Bob Soth of Drake and Long Beach, Calif., was third in 30:31.8. Alex Breckenridge, a Marine officer from Villanova, was seventh. Max Truex scratched.

110-METER HIGH HURDLES—Hayes Jones of Eastern Michigan made a head-long lunge at the tape to nip Olympic ing Lee Calhoun of North Carolina College in :13.6. This betered the record by four-tenths of a second but was not allowed because of a strong following wind. Elias Gilbert of Winston-Salem Teachers was third.

400-METER LOW HURDLES—Josh Culbreath, a 27-year-old school teacher from Morgan State, retained the title in record time of :51.2, tying Dick Howard of New Mexico U. by a tenth of a second. Cliff Cushman of Kansas took the bronze medal in :53.0.

Continued on page 238

OFFICIAL SUMMARIES — MEN'S TRACK AND FIELD — 1959 PAN AMERICAN GAMES

(SOLDIER'S FIELD, CHICAGO, ILL.)

100 METER DASH

FINAL RESULTS — SATURDAY, AUGUST 29

Place	Name of Contestant	Representing	Time
1	O. RAY NORTON	UNITED STATES	10.3*
2	Mike Agostini	West Indies Federation	10.4
3	Enrique Figuerola	Cuba	10.5
4	ROBERT POYNTER	UNITED STATES	10.5
5	Dennis Johnson	West Indies Federation	10.6
6	Rafael Romero	Puerto Rico	10.7
AR	WILLIAM WOODHOUSE	UNITED STATES	TNA
AR	Santiago Aleas	Mexico	TNA

* Equals Pan American record set by J. Rodney Richard, USA, 1955.

QUALIFYING TRIALS — FRIDAY, AUGUST 28

Heat No. 1		
1 Mike Agostini, WIF	10.4	2
2 Clide Banos, VEN	10.6	2
3 Santiago Plaza, MEX	10.6	2
4 Enrique Figuerola, CUB	10.7	4
5 Rafael Romero, PUR	10.8	3
6 M. R. Lopez, VEN	TNA	
AR R. Mas Luis Vega, MEX	TNA	
AR Roland Rosado, HAI	TNA	

Heat No. 2		
1 Robert Poynter, USA	10.7	2
2 Jose de Conceicao, BRZ	10.8	2
3 Wilton Jackson, WIF	10.8	3
4 Harry Jerome, CAN	11.0	4
AR Jose Gonzalez, MEX	TNA	
AR Eduardo Rivera, CUB	TNA	
AR Horatio Esteva, VEN	TNA	
AR Jose Carrera, CUB	TNA	

Heat No. 3		
1 Ray Norton, USA	10.2*	1
2 Robert Poynter, USA	10.5	2
3 Rafael Romero, PUR	10.6	3
4 Santiago Plaza, MEX	TNA	
5 Manuel Rivera, PUR	TNA	
AR Wilton Jackson, WIF	TNA	
AR Horatio Esteva, VEN	TNA	
AR Luis Vianna, ARG	TNA	
AR Jose Carrera, CUB	TNA	

* Equals Pan American record set by Rafael Romero, PUR, 1955.

SEMI-FINALS — SATURDAY, AUGUST 29

Semi-Final No. 1		
1 Ray Norton, USA	10.2*	1
2 Robert Poynter, USA	10.4	2
3 Rafael Romero, PUR	10.5	3
4 Santiago Plaza, MEX	TNA	
5 Manuel Rivera, PUR	TNA	
AR Wilton Jackson, WIF	TNA	
AR Horatio Esteva, VEN	TNA	
AR Luis Vianna, ARG	TNA	
AR Jose Carrera, CUB	TNA	

TNA—Time not available. * Equals Pan American record set by Rafael Romero, PUR, 1955. Norton's time of 10.2 was aided by a wind gust of 4.4 meters per second, which is allowable. Robert Poynter's time of 10.4 was aided by a wind gust of 2.1 meters per second, which is allowable.

Semi-Final No. 2		
1 Mike Agostini, WIF	10.4	1
2 Dennis Johnson, WIF	10.6	2
3 Enrique Figuerola, CUB	10.7	3
4 Clide Banos, VEN	TNA	
5 Jose de Conceicao, BRZ	TNA	
AR Wilton Jackson, WIF	TNA	
AR Horatio Esteva, VEN	TNA	
AR Luis Vianna, ARG	TNA	
AR Jose Carrera, CUB	TNA	

TNA—Time not available. Mike Agostini's time of 10.4 was aided by a wind gust of 2.1 meters per second, which is allowable.

200 METER DASH

FINAL RESULTS — MONDAY, AUGUST 31

Place	Name of Contestant	Representing	Time
1	O. RAY NORTON	UNITED STATES	20.6
2	LESTER CARNEY	UNITED STATES	21.1
3	Mike Agostini	West Indies Federation	21.1
4	VANCE ROBINSON	UNITED STATES	21.2
5	Luis Vega	Puerto Rico	21.3
6	Basil Ince	West Indies Federation	21.6

* New Pan American record (old mark was 20.7 set by J. Rodney Richard, USA, 1955). Also equals world and American mark for race around one turn (by Andy Stanfield, 1951-1952, Thane Baker and Bobby Morrow, 1956, all of USA).

QUALIFYING TRIALS — SUNDAY, AUGUST 30

Heat No. 1		
1 Ray Norton, USA	21.9	1
2 Mike Agostini, WIF	21.9	2
3 Manuel C. Rivera, PR	22.0	3
4 Jorge M. Debarros, BRZ	22.1	4
5 Gordon Theokritson, CAN	TNA	
6 Emilio Romero, VEN	Scratched	

Heat No. 2		
1 Luis Roman Vega, PR	21.8	1
2 Basil Ince, WIF	21.8	2
3 Rafael Romero, VEN	21.8	3
4 Luis Vianna, ARG	21.9	4
5 Jose de Conceicao, BRZ	TNA	
6 Salvador Rivera, CUB	TNA	
7 Arturo Fiuza, ECU	TNA	

SEMI-FINALS — SUNDAY, AUGUST 30

Semi-Final No. 1		
1 Luis Vega, PUR	21.4	1
2 Mike Agostini, WIF	21.5	2
3 Jorge Debarros, BRZ	21.5	3
4 Rafael Romero, VEN	21.5	4
5 Harry Jerome, CAN	21.5	5
6 Salvador Rivera, CUB	22.0	6
7 Arturo Fiuza, ECU	TNA	

AR—Also ran.

Semi-Final No. 2		
1 William Woodhouse, USA	21.3	1
2 Basil Ince, Trinidad	21.4	2
3 Ruben Diaz, PR	21.9	3
4 Antonio Betancourt, CUB	TNA	
5 Lionel James, DOM	TNA	
6 Jose Gonzalez, MEX	TNA	
7 Alfonso Tinoco, DOM	TNA	

Semi-Final No. 3		
1 Ray Norton, USA	21.4	1
2 Jose de Conceicao, BRZ	21.4	2
3 Wilton Jackson, WIF	21.9	3
4 Manuel Rivera, PR	22.0	4
5 Jose de Conceicao, BRZ	Scratched	

AR—Also ran.

400 METER DASH

FINAL RESULTS — TUESDAY, SEPTEMBER 1

Place	Name of Contestant	Representing	Time
1	George Kerr	West Indies Federation	46.1
2	Basil Ince	West Indies Federation	46.4
3	Mal Spence	West Indies Federation	46.6
4	DAVID MILLS	UNITED STATES	46.7
5	Ivan Rodriguez	Puerto Rico	47.0
6	JACK YERMAN	UNITED STATES	47.9

QUALIFYING TRIALS — MONDAY, AUGUST 31

Heat No. 1		
1 Edward Southern, USA	48.4	1
2 Emigdio Torres, CUB	48.6	2
3 Ovidio de Jesus, PR	48.6	3
4 Siegmar Ohlemann, CAN	49.7	4
5 Hugo J. Echeverry, URU	51.4	5
6 Rafael Lopez, MEX	50.3	6

Heat No. 2		
1 David Mills, USA	TNA	
2 Mal Spence, WIF	TNA	
3 Anubes Gerraz, BRZ	TNA	
4 Gonzalo Gonzalez, MEX	TNA	
5 Guillermo Rocco, VEN	TNA	
6 Jorge Tezon, MEX	TNA	
7 Anthony Seth, BRG	Scratched	

SEMI-FINALS — MONDAY, AUGUST 31

Semi-Final No. 1		
1 George Kerr, WIF	47.4	1
2 Jack Yerman, USA	47.9	2
3 Basil Ince, WIF	48.1	3
4 Emigdio Torres, CUB	48.6	4
5 Ovidio de Jesus, PR	52.5	5
X Jose Villalonga, PR	Scratched	
X—Scratched. TNA—Time not available.		

Semi-Final No. 2		
1 Mal Spence, WIF	47.3	1
2 Ivan Rodriguez, PR	47.4	2
3 Basil Ince, WIF	47.5	3
4 Edward Southern, USA	47.6	4
5 Anubes Gerraz, BRZ	48.4	5
6 Emilio Romero, VEN	49.4	6

800 METER RUN

FINAL RESULTS — SUNDAY, AUGUST 30

Place	Name of Contestant	Representing	Time
1	THOMAS MURPHY	UNITED STATES	1.49.4*
2	George Kerr	West Indies Federation	1.49.4
3	Anthony Seth	British Guiana	1.49.7
4	Mal Spence	West Indies Federation	1.50.0
5	WILLIAM CUNLIFFE	UNITED STATES	1.51.3
6	Stan Worsfold	Canada	1.52.4
7	Siegmar Ohlemann	Canada	TNA
X	JEROME WALTERS	UNITED STATES	DNF

* New Pan American record (old mark was 1.49.7 set by Arnie Sowell, USA, 1955).

QUALIFYING TRIALS — FRIDAY, AUGUST 28

Heat No. 1		
1 George Kerr, WIF	1.52.9	1
2 Jack Yerman, USA	1.54.0	2
3 Allan Jones, CAN	1.54.0	3
4 J. Delledo, PR (Cairo)	1.54.4	4
5 Julio Leon, CHI	1.58.5	5
6 Jose Heredia, MEX	TNA	
7 Peter Ostermeyer, BRZ	Scratched	

Heat No. 2		
1 Thomas Murphy, USA	1.53.3	1
2 Mal Spence, WIF	1.53.6	2
3 Hugo Krauss, CHI	1.55.0	3
4 Stan Worsfold, CAN	1.56.0	4
5 Emigdio Torres, CUB	TNA	
6 Jose Carrera, CUB	TNA	
AR Anubes Gerraz, BRZ	TNA	
AR Ralph Gomez, BRG	TNA	

SEMI-FINALS — SATURDAY, AUGUST 29

Semi-Final No. 1	Time	
1 Thomas Murphy, USA	1.50.9	1
2 Anthony Seth, BRG	1.51.7	2
3 Jack Yerman, USA	1.52.0	3
4 Stan Worsfold, CAN	1.52.2	4
5 Jessie Coles (Delledo) PR	1.52.7	5
6 Hugo Krauss, CHI	1.53.4	6
7 Jose Luna, MEX	TNA	
AR Julio Leon, CHI	TNA	

Semi-Final No. 2	Time	
1 Jerome Walters, USA	1.51.1	1
2 George Kerr, WIF	1.51.1	2
3 Siegmar Ohlemann, CAN	1.52.1	3
4 William Cunliffe, USA	1.52.1	4
5 Emigdio Torres, CUB	1.52.4	5
6 Jose Heredia, MEX	1.55.0	6
AR Allen Andrews, CAN	TNA	

1500 METER RUN

FINAL RESULTS — WEDNESDAY, SEPTEMBER 2

Place	Name of Contestant	Representing	Time
1	DYROL BURLESON	UNITED STATES	3.49.1*
2	JAMES GRELLE	UNITED STATES	3.49.8
3	EDWARD MORAN	UNITED STATES	3.50.1
4	Ramon Bascunal	Chile	3.51.9
5	Randy Mason	Canada	3.54.0
6	Jose Leon	Mexico	3.58.1
7	Ralph Gomez	British Guiana	TNA
AR	Richards Vidal	Chile	TNA
AR	Alfonso Tinoco	Mexico	TNA
X	Emilio Romero	Puerto Rico	Scratched

* New Pan American record (old mark was 3:53.1, set by Juan Mirando, Argentina, 1955).

RESULTS OF SEMI-FINAL QUALIFYING TRIALS

MONDAY, AUGUST 31

Semi-Final No. 1		
1 Randy Mason, CAN	3.58.7	1
2 Ramon Bascunal, CHI	3.59.0	2
3 Jose Leon, MEX	4.00.0	3
4 Richards Vidal, CHI	4.00.7	4
5 Dyrol Burleson, USA	4.02.6	5
6 Jose Perez, MEX	4.10.2	6
7 Dusenord Franco, HAI	Scratched	

AR—Also ran. X—Did not finish (DNF). TNA—Time not available.

Semi-Final No. 2		
1 David Dryburgh, CAN	3.59.6	1
2 Edward Moran, USA	4.00.0	2
3 Alfonso Tinoco, MEX	4.00.0	3
4 James Grelle, USA	4.02.4	4
5 Alfonso Tinoco, MEX	4.03.4	5
6 Juan Aracca, ECU	4.12.8	6
7 Peter Ostermeyer, BRZ	Scratched	
X Jessie Colin, PR	Scratched	

TNA—Time not available.

5000 METER RUN

FINAL RESULTS — SUNDAY, AUGUST 30

Place	Name of Contestant	Representing	Time
1	WILLIAM DELLINGER	UNITED STATES	14.28.4*
2	Osvaldo Suarez	Argentina	14.28.6
3	Douglas Kyle	Canada	14.33.0
4	Alfredo Tinoco	Mexico	14.43.8
5	George Depeanoa	British Guiana	14.57.0
6	Eligio Salcida	Mexico	TNA
7	Domingo Amaizon	Argentina	TNA
8	Ricardo Vidal	Chile	TNA
9	Guadalupe Jimenez	Mexico	TNA
10	Luis Sandoval	Argentina	TNA
11	LEWIS STIEGLITZ	UNITED STATES	TNA
12	Jesus Quecha	Guatemala	TNA
X	Henry Clyde	Canada	DNF
X	Ronald Wallingford	Canada	DNF
X	MAX TRUEX	UNITED STATES	DNF

* New Pan American record (old mark was 14.57.2 set by Ricardo Brala, Argentina, 1951).
DNF—Did not finish. TNA—Time not available.

10,000 METER RUN

FINAL RESULTS — FRIDAY, AUGUST 28

Place	Name of Contestant	Representing	Time
1	Osvaldo Suarez	Argentina	*30.17.2
2	Douglas Kyle	Canada	30.18.0
3	ROBERT SOTH	UNITED STATES	30.21.8
4	George de Paona	British Guiana	31.16.0
5	Gordon Dickson	Canada	31.18.0
6	ALEX BRECKENRIDGE	UNITED STATES	31.40.6
7	Ricardo Vidal	Chile	31.35.7
8	Luis Bogenegra	Argentina	31.42.8
9	Alfonsus Rios	Mexico	31.52.8
10	Guadalupe Jimenez	Mexico	32.13.7
11	Isidro Segura	Mexico	32.44.0
12	Jesus Quecha	Guatemala	33.05.3
X	Henry Clyde	Canada	DNF
X	Walter Lemas	Argentina	Scratched
X	Armando Pino	Argentina	Scratched
X	Moses Dawkins	British Guiana	Scratched
X	Don Bibo	Chile	Scratched
X	Sebastian Garcia	Guatemala	Scratched
X	Marcelo Salguero	Guatemala	Scratched
X	MAX TRUEX	UNITED STATES	Scratched

E—Did not finish (DNF). O—Did not start. Scratched.

* New Pan American record (old mark was 31.08.6, set by Charles Stone, USA, in 1955).

MARATHON RUN

FINAL RESULTS — WEDNESDAY, SEPTEMBER 2

Place	Name of Contestant	Representing	Time
1	JOHN KELLEY	UNITED STATES	2.27.54.2*
2	JAMES HENDERSON	UNITED STATES	2.32.16.9
3	Gordon Dickson	Canada	2.36.18.6
4	ALFRED CONSTANTINE	UNITED STATES	2.38.22.9
5	Juan Silva	Chile	2.42.34.6
6	Manuel Sobuyuj	Guatemala	2.42.39.4
7	Walter Lemas	Argentina	2.49.18.6
8	Salvador Torres	Mexico	3.13.28.0
X	Douglas Kyle	Canada	DNF
X	Juan Villegas	Chile	DNF
X	Moses Dawkins	British Guiana	DNF
X	Sebastian Garcia	Guatemala	DNF
X	Armando Pino	Argentina	DNF
X	Pedro Alvarado	Mexico	DNF

* New Pan American record (old mark was 2.35.00.2 set by Delfo Cabrera, Argentina, 1951).
E—Did not finish (DNF).

110 METER HURDLES

FINAL RESULTS — MONDAY, AUGUST 31

Place	Name of Contestant	Representing	Time
1	HAYES JONES	UNITED STATES	13.6*
2	LEE CALHOUN	UNITED STATES	13.7
3	ELIAS GILBERT	UNITED STATES	14.0
4	Evaristo Iglesias	Cuba	14.6
5	Lazaro Betancourt	Cuba	14.6
6	Wilson Gomes Carniera	Brazil	14.9
AR	Ijoel Roza daSilva	Brazil	TNA
AR	Cliff Cushman	British Guiana	TNA

* Not a record because of 5.7 mile per hour assisting wind (mark is 14.0 set by Richard Attaway, USA, 1953).

SEMI-FINAL QUALIFYING TRIALS

SUNDAY, AUGUST 30

Semi-Final No. 1	Time	
1 Lee Calhoun, USA	14.4	1
2 Evaristo Iglesias, CUB	14.6	2
3 Wilson Carneiro, BRZ	14.9	3
4 Cliff Murrey, BRG	15.5	4
5 Gabriel Hernandez, MEX	TNA	
DNS—Did not start.	TNA—Time not available.	

Semi-Final No. 2	Time	
1 Elias Gilbert, USA	14.2	1
2 Lazaro Betancourt, CUB	14.3	2
3 Ijoel R. DaSilva, BRZ	14.4	3
4 Oskar Rodriguez, MEX	DNS	
5 Arturo Fernandez, URU	DNS	

DNS—Did not start. TNA—Time not available.

400 METER HURDLES

FINAL RESULTS — SATURDAY, AUGUST 29

Place	Name of Contestant	Representing	Time
1	JOSH CULBREATH	UNITED STATES	51.2*
2	RICHARD HOWARD	UNITED STATES	51.3
3	CLIFFORD CUSHMAN	UNITED STATES	53.0
4	Anubes Ferraz	Brazil	53.4
5	Ulises dos Santos	Brazil	53.4
6	Victor Maldonado	Venezuela	53.4

* New Pan American record (old mark was 51.3 set by Richard Howard, USA, 1955).

SEMI-FINAL QUALIFYING TRIALS — FRIDAY, AUGUST 28

Semi-Final No. 1	Time	
1 Josh Culbreath, USA	52.2	1
2 Victor Maldonado, VEN	54.1	2
3 Anubes Ferraz, BRZ	54.4	3
X Guido de Jesus, PR	DNF	4
X H. M. J. Echeverry, URU	DQ	5

Semi-Final No. 2	Time	
1 Richard Howard, USA	52.2	1
2 Clifford Cushman, USA	52.4	2
3 Ulises dos Santos, BRZ	53.4	3
4 Gabriel Hernandez, MEX	54.2	4
5 Gerardo Gonzalez, CUB	54.4	5
6 Armando Lopez, PR	DNF	6
7 Arturo Fernandez, URU	DQ	7

DNF—Did not finish. DQ—Disqualified after finishing.

Continued on page 238

TRACK & FIELD SUMMARIES

Continued from page 235

3000 METER STEEPLECHASE

FINAL RESULTS — TUESDAY, SEPTEMBER 1

Place	Name of Contestant	Representing	Time
1	PHIL COLEMAN	UNITED STATES	8:56.4*
2	CHARLES JONES	UNITED STATES	8:56.6
3	Alfredo Tineo	Mexico	8:58.0
4	Sebastian Mendez	Brazil	9:02.2
5	GEORGE YOUNG	UNITED STATES	9:07.8
6	Alberto Coria	Argentina	9:08.0
AR	Domingo Mastroianni	Argentina	TNA
AR	Ronald Wallingford	Canada	TNA
AR	Francisco Allen	Chile	TNA
AR	Eligio Galicia	Mexico	TNA
AR	Lusiano Gomez	Mexico	TNA
X	Luis Bacanegra	Argentina	DNS
X	David Dybynaud	Canada	DNS
X	Jesus Quecha	Guatemala	DNS

* New Pan American record (old mark was 9:32.0 set by Curtis Stone, USA, 1951).
AR—Also ran. TNA—Time not available. DNS—Did not start, Scratched.

400 METER RELAY

FINAL RESULTS — WEDNESDAY, SEPTEMBER 2

Place	Nation	Team Personnel	Time
1	UNITED STATES	HAYES JONES, ROBERT POYNTER, WILLIAM WOODHOUSE, RAY NORTON	40.4
2	Venezuela	Emilio Romero, Lloyd Murad, Clide Banos, Rafael Romero	41.1
3	West Indies	Dennis Johnson, Cliff Bertrand, Milton Jackson, Mike Agostini	41.4
4	Brazil	Alfonso de Silva, Paulo da Fonseca, Jorge do Fonseca, Jose da Conceicao	41.6
5	Puerto Rico	Manuel Guzman, Ivan Rod. Figueroa, Felix Antonetti Vargas, Ruben Diaz Velez	41.7
6	Canada	Lynn Eves, George Short, Gordon Thorlakson, Harry Jerome	41.9

SEMI-FINAL QUALIFYING TRIALS — WEDNESDAY, SEPTEMBER 2

Semi-Final No. 1		Time	Semi-Final No. 2		Time
1	United States	40.1*	1	West Indies Federation	42.1
2	Venezuela	41.3	2	Brazil	42.2
3	Mexico	42.0	3	Puerto Rico	43.0
4	Chile	42.3			
5	Dominican Republic	43.1			

* New Pan American record (old mark was 40.7 set by USA, 1955).
Cuba relay personnel included Lazaro Betancourt, Evaristo Iglesias, Eniqelio Torres, Enrique Figueroa.
Dominican Republic relay personnel included Alberto de Lemotte, Domingo Garcia, Salvadore Perez, Lionel Medi.

1600 METER RELAY

FINAL RESULTS — WEDNESDAY, SEPTEMBER 2

Place	Nation	Team Personnel	Time
1	West Indies Federation	Mal Spence, Mel Spence, Basil Ince, George Kerr	3:05.3*
2	UNITED STATES	EDWARD SOUTHERN, JOSH CULBREATH, JACK YERMAN, DAVID MILLS	3:05.8
3	Puerto Rico	Roman Zayas, Jaime Colon, Ivan Rodriguez, Manuel Rivera	3:12.4
4	Brazil	Argemiro Roque, Joha So-brinho, Anubes Feraz, Ulisses dos Santos	3:16.0
5	Mexico	Jose Lozano, Gonzala Gonsales, Jorge Hernandez, Juan Cruz	3:18.0
6	Canada	Stan Worsfold, George Shepherd, Allan Andrews, Harry Jerome	3:18.3

* New Pan American record (old mark was 3:07.3 by USA, 1955).

SEMI-FINAL RESULTS — TUESDAY, SEPTEMBER 1

Semi-Final No. 1		Time	Semi-Final No. 2		Time
1	United States	3:13.0	1	West Indies Federation	3:13.0
2	Canada	3:18.0	2	Puerto Rico	3:15.1
3	Mexico	3:21.0	3	Brazil	3:16.1
4	Ecuador	3:27.0	4	Venezuela	3:17.8

Ecuador relay personnel included Jose Carrera, Juan Arcilla, Jose Bahamonde, and Arturo Jimenez.
Venezuela relay personnel included Victor Maldonado, Rocco Guillermo, Hortencio Faiti, and Emilio Romero.

POLE VAULT

FINAL RESULTS — SATURDAY, AUGUST 29

Place	Name of Contestant	Representing	Height
1	DONALD BRAGG	UNITED STATES	15' 2½"*
2	JAMES GRAHAM	UNITED STATES	14' 2"
3	Rolando Cruz	Puerto Rico	14' 2"
4	RONALD MORRIS	UNITED STATES	14' 2"
5	Ruben Cruz	Puerto Rico	13' 10½"
6	Robert Reid	Canada	13' 3"

OTHER PLACINGS

7	David Lineikin	Canada	13' 3"
UP	Miguel Rivera	Puerto Rico	12' 5½"
UP	Fausto de Souza	Brazil	12' 5½"
UP	Tomotsu Nishida	Brazil	12' 5½"
UP	Jose Infante	Chile	12' 5½"
UP	Brigida Iriarte	Venezuela	12' 5½"
UP	Wilf Pass	Canada	Did not Vault

* New Pan American record (old mark was 14' 9¼" set by Robert Richards, USA, 1951 and equalled in 1955).
UP—Unplaced.
NOTE—Where identical heights were achieved by contestants, final ranking was determined on number of misses each were charged with.

HIGH JUMP

FINAL RESULTS — FRIDAY, AUGUST 28

Place	Name of Contestant	Representing	Height
1	CHARLES DUMAS	UNITED STATES	6' 10½"*
2	ROBERT GARDNER	UNITED STATES	6' 8¼"
3	Ernie Halsley	West Indies Federation	6' 7"
4	T. F. Flores	Guatemala	6' 6"
5	ERROL WILLIAMS	UNITED STATES	6' 4¾"
6	Gerald Brisson	Haiti	6' 2½"
	Tied with		
	Paulo Oliveira	Brazil	6' 2½"

OTHER PLACINGS

8	Roberto Lopez	Cuba	6' 1¾"
	Tied with		
	Will Fass	Canada	6' 1¾"
10	Juan Ruiz	Chile	5' 10⅝"
	Tied with		
	Roberto Pracel	Mexico	5' 10⅝"
12	Hans Ackermann	Brazil	5' 9"
	Tied with		
	Leopoldo Vasques	Mexico	5' 9"
	and		
	Julio Llera	Puerto Rico	5' 9"
	and		
	Heberto Cruz	Puerto Rico	5' 9"

NOTE—Emir Martinez, Argentina; Felix Antonetti, Puerto Rico; and Jose Teles da Conceicao, Brazil, did not compete.
* New Pan American record (old mark was 6' 7⅛" set by Ernie Shelton, USA, 1955).

BROAD JUMP

FINAL RESULTS — SATURDAY, AUGUST 29

Place	Name of Contestant	Representing	Distance
1	IRVIN ROBERSON	UNITED STATES	26' 2"
2	GREGORY BELL	UNITED STATES	24' 11¾"
3	Lestor Bird	West Indies Federation	24' 5½"
4	JOEL WILEY	UNITED STATES	24' 4¾"
5	Roberto Pracel	Mexico	23' 1½"
6	Julio Llera Morales	Puerto Rico	22' 10"

OTHER PLACINGS

7	Victor Hernandez	Cuba	22' 9½"
8	Ivan Perez	Chile	22' 6¾"
9	Felix Antonetti	Puerto Rico	22' 4¾"
10	Cliff Murray	British Guiana	22' 1"
11	Eduardo Kruss	Chile	20' 9¼"
X	Carlos Enriquez	Cuba	Fouled

NOTE—Clide Banos, Venezuela; Jack Smith, Canada; Adhemar da Silva, Brazil; and Roland Romani, Haiti, did not jump, although they were entered.

HOP, STEP AND JUMP

FINAL RESULTS — WEDNESDAY, SEPTEMBER 2

Place	Name of Contestant	Representing	Distance
1	Adhemar da Silva	Brazil	52' 2"
2	HERMAN STOKES	UNITED STATES	50' 6"
3	WILLIAM SHARPE	UNITED STATES	50' 0½"
4	Jack Smyth	Canada	49' 7½"
5	Victor Hernandez	Cuba	48' 1¾"
	Tied with		
6	Pedro Camacho	Puerto Rico	48' 1¾"

OTHER PLACINGS

7	IRA DAVIS	UNITED STATES	47' 8½"
8	Runildo Cruz	Puerto Rico	47' 4¼"
9	Mulonay Soeuels	West Indies	47' 4"
10	Ariel Standon	Chile	47' 0¼"
11	Carlos Vera	Chile	45' 10½"
12	Alberto Betalleluz	Peru	45' 3½"
13	Roberto Pracel	Mexico	42' 0½"

NOTE—Julio Llera, Puerto Rico, and A. Batalleluz, Peru, did not jump, although entered.

SHOT PUT

FINAL RESULTS — TUESDAY, SEPTEMBER 1

Place	Name of Contestant	Representing	Distance
1	PARRY O'BRIEN	UNITED STATES	62' 5½"*
2	DALLAS LONG	UNITED STATES	60' 8½"
3	DAVID DAVIS	UNITED STATES	60' 9½"
4	Enrique Heil	Argentina	50' 8½"
5	Stanley Burke	Canada	49' 11½"
6	Ivelino Taborda	Brazil	48' 10⅞"

OTHER PLACINGS

7	Alcides Dombros	Brazil	48' 9⅛"
8	Leonardo Kitsteiner	Chile	48' 0¾"
9	John Povelich	Canada	46' 8"
10	Lambertus Rebel	Netherlands-Antilles	45' 11"

* New Pan American record (old mark was 57' 8½" set by O'Brien in 1955).
NOTE—Emir Martinez, Argentina; C. Yapur, Mexico; Eduardo Adriano, Netherland-Antilles; Raman Rodriguez, Puerto Rico; and Hector Thomas, Venezuela, did not jump, although entered.

DISCUS THROW

FINAL RESULTS — MONDAY, AUGUST 31

Place	Name of Contestant	Representing	Distance
1	ALFRED OERTER	UNITED STATES	190' 8½"*
2	RICHARD COCHRAN	UNITED STATES	176' 2½"
3	PARRY O'BRIEN	UNITED STATES	170' 1"
4	Lambertus Revel-Baut	Netherland-Antilles	157' 7¾"
5	Herman Haddad	Chile	152' 4"
6	Enrique Heil	Argentina	149' 11¾"

OTHER PLACINGS

7	John Povelich	Canada	146' 5⅞"
8	Daniele Cerioli	Venezuela	144' 7"
9	R. Sedas	Mexico	140' 9"
10	Stanley Burke	Canada	137' 7¾"
11	Mauricio Rodriguez	Venezuela	134' 1⅛"
12	Carlos Rivera	Puerto Rico	131' 10⅜"
13	O. Ferro	Mexico	128' 0"

NOTE—Raman Rodriguez, Puerto Rico; L. Rajona, Mexico; George Shulac, Canada; Ivelina Taborda, Brazil, and Alcides Dombros, Brazil, did not compete, although entered.
* New Pan American record (old mark was 174' 2⅛" set by Fortune Gordien, USA, 1955).

JAVELIN THROW

FINAL RESULTS — WEDNESDAY, SEPTEMBER 2

Place	Name of Contestant	Representing	Distance
1	BUSTER QUEST	UNITED STATES	231' 3½"*
2	PHILIP CONEY	UNITED STATES	229' 5½"
3	ALBERT CANTELLO	UNITED STATES	229' 0½"
4	Jorio Lajonelcks	Chile	196' 5½"
5	Luiz Zarate	Peru	184' 6½"
6	Brigida Iriarte	Argentina	173' 11⅝"

NOTE—Only other entry, Ricardo Haber Router of Venezuela, did not compete.
* New Pan American record (old mark was 228' 11" set by Franklin Held, USA, 1955).

HAMMER THROW

FINAL RESULTS — FRIDAY, AUGUST 28

Place	Name of Contestant	Representing	Distance
1	ALBERT HALL	UNITED STATES	195' 11"*
2	HARRY CONNOLLY	UNITED STATES	193' 11"
3	ROBERT BACKUS	UNITED STATES	193' 6½"
4	Roberto Dias	Brazil	183' 11"
5	Bruno Strahneiser	Brazil	177' 2½"
6	Daniele Cerioli	Venezuela	173' 0"

OTHER PLACINGS

7	Alejandro Diez	Chile	168' 5"
8	Francisco Pragoso	Mexico	151' 9"
9	Mauricio Rodriguez	Venezuela	131' 11"
10	Stanley Raike	Canada	122' 2½"

NOTE—Raman Rodriguez, Puerto Rico; Lambertus Rebel-Baut, Netherlands-Antilles; and John Povelich, Canada, did not compete, although entered.
* New Pan American record (old mark was 180' 1½", set by Backus, USA, 1955).
SPECIAL NOTE—While both Hall and Connolly tied for best mark and share Pan American record, first and second place rankings were decided by the ratio, which call for comparison of second best performances. In this instance, Hall's second best throw was 192' 4½" while Connolly's was 191' 5".

DECATHLON

FINAL RESULTS — SATURDAY & SUNDAY, AUGUST 29-30

Place	Name of Contestant	Representing	Points
1	DAVID EDSTROM	UNITED STATES	7,254*
2	PHILIP MULKEY	UNITED STATES	6,062
3	George Shulac	Canada	5,989
4	Hector Thomas	Venezuela	5,626
5	Emir Cilaci	Argentina	5,489
6	Joris Laipenieks	Chile	5,472

OTHER PLACINGS

7	Rudolfo Mijares	Mexico	5,213
8	Leopoldo Vasquez	Mexico	4,960

* New Pan American record (old mark was 6,994 points, set by Rafer Johnson, USA, 1955).
NOTE—Third entry, Michael Herman, was withdrawn from competition due to leg injury.

DECATHLON PERFORMANCES IN ORDER OF EVENTS

Order of Events	1st Place DAVID EDSTROM UNITED STATES		2nd Place PHILIP MULKEY UNITED STATES		3rd Place George Shulac Canada		4th Place Hector Thomas Venezuela		5th Place Emir Cilaci Argentina	
	Perf.	Pts.	Perf.	Pts.	Perf.	Pts.	Perf.	Pts.	Perf.	Pts.
100 meter Dash	11.2	834	12.1	572	11.5	737	11.2	834	11.7	678
Broad Jump	23' 7"	804	21' 9¼"	675	21' 1½"	624	22' 1¾"	801	20' 4"	562
Shot Put	46' 9½"	796	46' 9½"	796	42' 4¾"	664	41' 6½"	642	42' 7"	670
High Jump	5' 10⅞"	758	5' 9"	722	5' 8"	686	5' 8"	689	5' 5"	605
400 meter Dash	49.4	893	53.6	606	51.9	709	55.5	505	53.7	600
110 m. Hurdles	15.0	813	15.7	652	16.6	489	17.2	413	16.7	473
Discus Throw	149' 7"	794	122' 2½"	561	130' 4"	619	125' 7"	580	126' 3"	585
Pole Vault	12' 1½"	596	12' 1½"	745	12' 1½"	5961	10' 7"	564	10' 8"	419
Javelin Throw	183' 1½"	642	141' 10⅝"	409	149' 4"	448	181' 10⅜"	635	147' 10⅝"	440
1500 meter Run	4:51.2	325	4:51.3	324	4:39.9	414	5:16.7	162	4:35.2	457
TOTALS		7,254		6,062		5,989		5,626		5,489

DECATHLON PERFORMANCES CONTINUED —

6th place—Joris Laipenieks, Chile: 100 meters—11.7 (678); broad jump—22' 1" (704); shot put— 43' 5¼" (605); 400 meters—53.3 (581); 110 meter hurdles—17.5 (539); discus throw— 133' 5½" (645); pole vault—9' 6" (593); javelin throw—180' 3½" (625); 1500 meters—5:07.2 (168). Total points—5,472.

7th place—Rudolfo Mijares, Mexico: 100 meters—11.3 (800); broad jump—21' 1½" (624); shot put—35' 8¾" (491); high jump—5' 7" (644); 400 meters—51.6 (720); 110 meter hurdles— 16.7 (473); discus throw—121' 3" (565); pole vault—10' 6" (400); javelin throw—147' 10⅝" (440); 1500 meters—4:52.8 (313). Total points—5,213.

8th place—Leopoldo Vasquez, Mexico: 100 meters—12.1 (572); broad jump—21' ¾" (618); shot put—33' 9½" (464); high jump—5' 5" (758); 400 meters—54.2 (570); 110 meter hurdles—16.4 (523); discus throw—104' 2½" (417); pole vault—10' 2" (364); javelin throw—140' 3" (400); 1500 meters—4:54.2 (303). Total points—4,969.

MEN'S ATHLETICS

Continued from page 234

3,000-METER STEEPLECHASE—Phil Coleman, a 28-year-old professor of English at Illinois, came from behind to edge Deacon Jones of Iowa by a yard in record time of 8:56.4. Both had surged ahead of Mexico's Alfredo Tinoco who took third. George Young of Arizona U. was fifth.

DECATHLON—Dave Edstrom of Oregon, the No. 1 American in the absence of the injured Rafer Johnson, won or tied for first in eight of the 10 events to win with a record total of 7,254 points. Edstrom missed first only in the 1,500 and pole vault events, Phil Mulkey of Memphis State was second with 6,062 and Canada's George Stulac third with 5,989, Mike Herman of New York U. didn't compete because of an ankle injury.

POLE VAULT—Despite an infected heel caused by new street shoes, Don (Tarzan) Bragg of the U. S. Army and Villanova broke the pole vault mark with a leap of 15 feet 2½ inches. Jim Graham of Oklahoma State, Rosindo Cruz of Puerto Rico, and Ron Morris of Southern California finished second, third and fourth, respectively, each with best jumps of 14 feet 2 inches.

HIGH JUMP—Olympic champion Charlie Dumas of Southern California lifted the Games' record to 6 feet 10½ inches. Bob Gardner of the Marines and St. John's U., was second (6 feet 8¼ inches) with Ernie Haisley of the West Indies third (6 feet 7 inches). Errol Williams of San Jose State was fifth at 6 feet 4¾ inches.

BROAD JUMP—Irvin Roberson, a 24-year-old Cornell graduate, won easily with a leap of 26 feet 2 inches. Olympic champion Greg Bell of Indiana U. was second at 24 feet 11¼ inches. Lester Bird of the West Indies finished third on 24 feet 5⅜ inches. Joel Wiley of Los Angeles State was fourth with 24 feet 4½ inches.

HOP, STEP AND JUMP—Adhemar da Silva took his third Pan Am crown with 52 feet 2 inches. Herman Stokes, a 27-year-old Los Angeles postal clerk who had been coached by da Silva, was second with 50 feet 6 inches and Bill Sharpe, a Philadelphia policeman, was third with 50 feet 5½ inch. Ira Davis of La Salle was far below form and failed to qualify for the final at 47 feet 8½ inches.

DISCUS THROW—Olympic champion Al Oerter of the University of Kansas won with his best throw ever, 190 feet 8½ inches, to lead the USA sweep. Dick Cochran of Missouri was second with 178 feet 7 inches and shot-put king Parry O'Brien was third with 170 feet 1 inch.

SHOT PUT — Olympic champion Parry O'Brien of Southern California raised the Pan American record to 62 feet 5½ inches, Nineteen-year-old Dallas Long of Southern California was second with 60 feet 8½ inches and Dave Davis, USC senior, third on 55 feet 9½ inches.

JAVELIN THROW — Buster Quist, third-ranked of the US trio, surprised with a record throw of 231 feet 3½ inches. The New Mexico U. student upset Phil Conley of California Tech (229 feet 5½ inches), and favored Al Contello of the U. S. Marines, third with 229 feet ½ inch.

400-METER RELAY—Despite inferior baton handling, the USA quartet of Hayes Jones, Bob Poynter, Bill Woodhouse and Ray Norton won in record time of :40.0. The foursome also had broken the Games' mark in a heat with a time of :40.1. Venezuela was second in the final (:41.1) and the West Indies third (:41.6).

1,600-METER RELAY—The West Indies four-yard victory over the USA in the record time of 3:05.3 was one of the highlights of the Games. Mal Spence (:46.9) picked up three yards on Eddie Southern. Brother Mel Spence (:46.7) lost two yards back to Josh Culbreath. Basil Ince (:45.7) threw off Jack Yerman in a scorching leg. Then George Kerr (:46.0) broke it up, winning by four yards over Mills.

* * *

The team was picked on performance in the NAAU Meet at Boulder, Colo., June 19-20. The dual meet with Russia and foreign barnstorming trips kept most of the athletes in condition for the Games.

Coach Werner was assisted by Percy Beard of the U. of Florida, Bill Bowerman of Oregon U. and Edward Hurt of Morgan State, Ralph H. Colton of Massachusetts was the team manager, assisted by John T. Core of Richmond, Va., and Powell Moorhead of Indianapolis.

Pincus (Pinky) Sober, Chairman of the U. S. Olympic Men's Track and Field Committee, was another key factor in both the success of the team and the Games themselves.



Intensified Training Program for Women's Team Led to Eight Gold Medal Triumphs

THE most intensified training preparations for a United States' women's track and field team paid off handsomely at Chicago.

In this case the reward for coach Ed Temple's team was eight of the 10 championships, seven seconds and three thirds by the squad of 21, the finest showing by US women in the hemispheric competition.

Led by Lucinda Williams, a three-time victor, and double winner Mrs. Earlene Brown, the USA broke six of the seven records at Soldier Field.

The only Pan American marks to stand were the 11.5 for 100 meters, 161 feet 3 inches in the javelin, and 5 feet 6⅝ inches in the high jump. Into the discard went the standards in the 60 meter and 200-meter sprints, the 80-meter high hurdles, the 400-meter relay, the shot put, discus throw and broad jump.

* * *

For the first time, the conditions were favorable for the US in these Games. In the first Pan American carnival the women ran from Feb. 25 to March 8. The US sent only eight girls. Considering the circumstances, they did well to win two gold medals, earn three seconds and take two thirds out of the eight events.

Performances picked up in the second Games, March 12-26, when the women captured four of the seven events.

Coach Temple's Tennessee State University squad provided six of the champions, and Mrs. Frances T. Kassilov of Cleveland, Ohio, Chairman of the U. S. Olympic Women's Track and Field Committee, stressed the importance of the pre-Games preparation.

These included the 10-day Olympic track and field development clinic held in Cleveland after the first tryouts in that city, June 28, and the dual meet with the Russians at Philadelphia's Franklin Field, July 18-19. The tryouts had consisted of the AAU Track and Field championships.

"This was the first time that women's track had the type of competition and training that it has always needed," said Temple. "The performance of the women athletes in track and field in the Pan American Games should stimulate more interest in track and field on the high school and college level for women, as it proved that American women can be top performers in international competition."

Temple was ably assisted by field coach Francis G. Welch of Kansas State Teachers College. Unending duties as manager-chaperone were performed by Maralyn West of John Hay High School of Cleveland.

* * *

Lucinda Williams, a 22-year-old

Continued on page 241

ATHLETICS ILLUSTRATED

WOMEN'S TRACK AND FIELD TEAM

SUMMARIES 1959 U. S. PAN AMERICAN MEN'S TRACK & FIELD TRIALS

NATIONAL AAU CHAMPIONSHIPS
Boulder, Colorado, June 19-20

FIELD EVENTS

Pole Vault—won by Donald Bragg, U.S. Army, 15' 3½; 2—Ronald Morris, Striders, 15' 3"; 3—Jim Graham, Oklahoma State, 15' 3"; 4—Mel Gorman, U.S. Marines, 15' 3"; 5—Bob Gutowski, U.S. Marines, 15' 3"; tie between Rosindo Cruz, Puerto Rico Olympic Club, and George Mattos, Santa Clara Youth Village, 14' 0".

(NOTE: The first four men cleared the same height and final places were determined by least number of misses. Cruz had missed at 14' 2" and Mattos at 14' 0" so must be broken in this manner at next meet).

Hammer Throw—won by Harold Connolly, Striders, 224' 10"; 2—John Lawler, Striders, 221' 8½"; 3—Robert H. Backus, New York A.C., 197' 8½"; 4—Jack Ryan, Striders, 197' 6"; 5—Ed Burke, 194' 5"; 6—William McWilliam, U.S. Army, 189' 10"; 7—Stewart Thomson, New York A.C., 187' 2".

Javelin—won by Albert A. Cantello, U.S. Marines, 265' 9"; 2—Buster Quist, New Mexico, 235' 3"; 3—Phil Conley, California Tech, 229' 5½"; 4—John Frank, Southern California Club, 223' 5"; 5—Stephen Seymour, Striders, 223' 11½"; 6—Nick Kovalchick, Maryland, 221' 11½".

Discus Throw—won by Alfred Oerter, New York A.C., 190' 8½"; 2—Dick Cochran, Missouri, 178' 7"; 3—Richard Cochran, 1587 Club, 178' 5"; 4—Dave Sylvester, Utah State, 178' 9"; 5—Rink Babka, San Francisco Olympic Club, 177' 10½"; 6—John Ellis, New York A.C. 173' 0". (NEW MEET RECORD. Old record, 172' 9" by Fortune Gordien, 1955).

High Jump—won by Charles Dumas, Striders, 6' 11"; 2—Errol Williams, Santa Clara Youth Village, 6' 7"; 3—Robert Gardner, New York A.C., 6' 7"; 4—Tie between Wayne Moss, and Dick Richardson, Striders, 6' 7"; 6—Ernie Haisley, West Indies, 6' 7". (NOTE: Last five men cleared same height and place according to their number of misses or attempts.)

Shot Put—won by Parry O'Brien, Striders, 62' 2¼"; 2—David Davis, Striders, 60' 4½"; 3—Dallas Long, Striders, 60' 1½"; 4—Bill Nieder, Kansas University Club, 60' 0"; 5—Ralph Lindsey, 58' 2"; 6—Charles Betts, Striders, 57' 11½". (NEW MEET RECORD. Old record, 57' 4" by O'Brien, 1958.)

Hop, Step and Jump—won by Ira Davis, Philadelphia Pioneer Club, 52' 2"; 2—Adhemar da Silva, Striders, 50' 6"; 3—William Sharpe, Philadelphia Catholic Club, 49' 11"; 4—Kent Floerke, 49' 7"; 5—Alvin Andrews, Striders, 49' 6"; 6—Ben Lawson, Striders, 49' 0".

Broad Jump—won by Gregory Bell, Fort Wayne Turners, 25' 4¾"; 2—Joel Wiley, Striders, 25' 1½"; 3—Irvin Roberson, Philadelphia Pioneer Club, 25' 0"; 4—Ralph Boston, Tennessee A&I U., 24' 8½"; 5—Ernie Shelby, 25' ¼"; 6—Jim Baird, East Tennessee A.C., 24' 5".

TRACK EVENTS

100-Meter Dash—won by Ray Norton, Santa Clara Youth Village, :10.3; 2—Robert Poynter, Striders, :10.3; 3—William Woodhouse, Santa Clara Youth Club, :10.6; 4—Paul Williams, :10.6; 5—Ronnie Ray Smith, South Carolina College, :10.6; 6—Joe Givens, :10.6.

200-Meters—won by Ray Norton, Santa Clara Youth Village, :20.5; 2—Ygnus Robinson, North Carolina College, :21.0; 3—Leo Carney, Ohio University, :21.1; 4—Ronnie Ray Smith, South Carolina College, :10.6; 5—Joe Givens, :21.2.

400-Meters—won by Eddie Southern, Texas, :46.1; 2—Dave Mills, :46.4; 3—Jack Yerman, San Francisco Olympic Club, :46.6; 4—Josh Culbreath, Arizona State, :46.7; 5—Tie between Mal Spence, Chicago Track Club and Bob Davis, New York A.C., :46.8. (NEW FOSDICK FIELD RECORD. First time run).

800-Meters—won by Thomas Murphy, New York A.C., 1:47.7; 2—Jerome Walters, Striders, 1:48.5; 3—Ernie Castillo, Striders, 1:50.0; 4—Mal Spence, Pioneer Track Club, 1:50.1; 5—Gerson Weinman, Pennsylvania A.A., 1:50.2; 6—Tom Carroll, New York A.C.

1500-Meter Run—won by David Burleson, Oregon, 3:44.0; 2—Ernie Cunliffe, Striders, 3:44.2; 3—Tom Murphy, New York A.C., 3:44.4; 4—Carl Hodgson, 3:51.9; 5—Robert Seaman, U.S. Army, 3:52.2; 6—Jack Warden, Santa Clara Youth Village, 3:58.6. (NEW MEET RECORD. Old record, 3:47.9 by Wes Santee, 1955. NEW FOSDICK FIELD RECORD. Old record, 3:49.0 by Santee, 1955).

5000 Meter Run—won by William Dellinger, U.S. Air Force, 14:47.6; 2—Lewis Steigitis Jr., Navy, 14:48.8; 3—Max Traxe, Striders, 14:50.2; 4—Leslie Tabori, Santa Clara Youth Village, 14:50.4; 5—Miles Eliasson, Oklahoma State, 14:52.4; 6—Jerry Smartt, Striders, 14:53.0.

10,000 Meter Run—won by Max Traxe, Striders, 31:22.4; 2—Al Lawrence, Houston, 31:35.5; 3—Robert Gutowski, 32:12.6; 4—Bill Dellinger, Portland, U.S. Marines, 22:40.6; 5—Russell Bennett, Striders, 32:46.1; 6—Peter McArdle, New York A.C.

110-Meter High Hurdles—won by Lee Calhoun, North Carolina College A.A., :14.0; 2—Hayes Jones, Eastern Michigan, :14.0; 3—Elias Gilbert, Winston-Salem, :14.1; 4—Willie Mee, Chicago Track Club, :14.2; 5—Warren Cawley, :14.5; 6—Joel McNatty, Chicago Track Club, :14.6.

400-Meter Hurdles—won by Richard Howard, New Mexico, :50.7; 2—Glenn Davis, :50.9; 3—Josh Culbreath, New York Pioneer Club, :51.7; 4—Clifton Cushman, :51.7; 5—Walter Arit, Washington State, :51.8; 6—Jerome Walters, :52.0.

3000-Meter Steeplechase—won by Philip Coleman, Chicago Track Club, 9:19.2; 2—George Young, Arizona, 9:36.7; 3—Charles Jones, 9:38.5; 4—Barry Crawford, 9:44.0; 5—Ned Sargent, Santa Clara Youth Village, 9:51.0; 6—Victor Zwolak, U.S. Marines, 9:54.5.

OFFICIAL SUMMARIES — WOMEN'S TRACK AND FIELD — 1959 PAN AMERICAN GAMES

60 METER DASH

FINAL RESULTS — SATURDAY, AUGUST 29

Place	Name of Contestant	Representing	Time
1	ISABELLE DANIELS	UNITED STATES	7.4*
2	BARBARA JONES Tied with Carlotta Gooden	UNITED STATES Panama	7.4
4	MARTHA HUDSON	UNITED STATES	7.4
5	Maureen Rebar	Canada	7.5
6	Joan Holmes	Panama	7.7
7	Maureen Hedge	Canada	TNA
AR	Onerieda Borges	Cuba	TNA

* Equals new Pan American record set by Miss Gooden in preliminary trials (old mark was 7.5 held jointly by Bertha Diaz of Cuba, Mae Foggs and Isabella Daniels of United States, in 1955).
AR—Also ran. TNA—Time not available.

QUALIFYING TRIALS — FRIDAY, AUGUST 28

Heat No. 1		Time	Heat No. 3		Time
1	Isabella Daniels, USA	7.4	1	Carlotta Gooden, PAN	7.4
2	Heather Campbell, CAN	7.7	2	Valeria Jerome, CAN	7.8
3	Joan Holmes, PAN	7.8	3	Lida Hernandez, CUB	8.0
4	Onerieda Borges, CUB	8.0	4	Yolanda Vincenot, MEX	8.0
5	Elaine Goetz, CHI	TNA	5	Ana Rosa Cruz, MEX	TNA
Heat No. 2			**Heat No. 4**		
1	Barbara Jones, USA	7.3Q	1	Martha Hudson, USA	7.4
2	Maureen Rebar, CAN	7.4	2	Marcela Daniel, PAN	7.8
3	Myrna Fenwick, BRG	8.0	3	Vilma Parris, BRG	8.0
4	Iris Dos Santos, BRZ	8.3	4	Wanda Dos Santos, BRZ	8.3
5	Bertha Diaz, CUB	TNA	5	Rosalia Ridavia, MEX	TNA

Q Record not allowed, following wind 8 m/s.

SEMI-FINALS — FRIDAY, AUGUST 28

Semi-Final No. 1		Time	Semi-Final No. 2		Time
1	Barbara Jones, USA	7.4	1	Martha Hudson, USA	7.4
2	Maureen Rebar, CAN	7.8	2	Isabella Daniels, USA	7.7
3	Joan Holmes, PAN	7.8	3	Carlotta Gooden, PAN	7.8
4	Onerieda Borges, CUB	8.0	4	Valeria Jerome, CAN	7.8
5	Marcela Daniel, PAN	TNA	5	Heather Campbell, CAN	TNA
6	Vilma Parris, BRG	TNA	AR	Yolanda Vincenot, MEX	TNA

NOTE—All other placings and times not available.

100 METER DASH

FINAL RESULTS — SUNDAY, AUGUST 30

Place	Name of Contestant	Representing	Time
1	LUCINDA WILLIAMS	UNITED STATES	12.1
2	WILMA RUDOLPH	UNITED STATES	12.3
3	Carlotta Gooden	Panama	12.3
4	Valerie Jerome	Canada	12.6
5	Sally McCallum	Canada	12.6
6	Heather Campbell	Canada	12.8
AR	Joan Holmes	Panama	12.8
AR	Onerieda Borges	Cuba	TNA

AR—Also ran. TNA—Time not available. DNS—Did not start.

QUALIFYING TRIALS — SATURDAY, AUGUST 29

Heat No. 1		Time	Heat No. 3		Time
1	Barbara Jones, USA*	11.9	1	Lucinda Williams, USA	11.9
2	Marcela Daniel, PAN	12.3	2	Joan Holmes, PAN	12.3
3	Maureen Rebar, CAN	12.8	3	Lida Hernandez, CUB	12.5
4	Yolanda Vincenot, MEX	13.2	4	Iris Dos Santos, BRZ	13.4
5	Tatiana Kurbyski, PER	13.4	5	Ana Rosa Cruz, MEX	DNS
Heat No. 2			**Heat No. 4**		
1	Wilma Rudolph, USA	11.8	1	Carlotta Gooden, PAN	11.7
2	Sally McCallum, CAN	12.7	2	Valerie Jerome, CAN	12.3
3	Myrna Fenwick, BRG	12.8	3	Vilma Parris, BRG	12.8
4	Rosalia Ridavia, MEX	13.3	4	Benilde Ascaino, VEN	13.2
5	Wanda Dos Santos, BRZ	13.4	5	Maria de Lima, BRZ	DNS

SEMI-FINALS — SATURDAY, AUGUST 29

Semi-Final No. 1		Time	Semi-Final No. 2		Time
1	Lucinda Williams, USA	12.1	1	Wilma Rudolph, USA	11.8
2	Valerie Jerome, CAN	12.4	2	Barbara Jones, PAN	12.0
3	Heather Campbell, CAN	12.7	3	Sally McCallum, CAN	12.4
4	Onerieda Borges, CUB	12.7	4	Joan Holmes, PAN	12.4

NOTE—Other placings and times not available.
* USA's Jones incurred, did not finish in semi-finals.

200 METER DASH

FINAL RESULTS — TUESDAY, SEPTEMBER 1

Place	Name of Contestant	Representing	Time
1	LUCINDA WILLIAMS	UNITED STATES	24.2*
2	ISABELLE DANIELS	UNITED STATES	24.8
3	Sally McCallum	Canada	25.1
4	Heather Campbell	Canada	25.5
5	LOUISE MEAD	UNITED STATES	26.2
6	Patricia Cale	Canada	26.4

* Set new Pan American record of 24.1 in semi-finals (old mark was 25.3 set by Jean Patton, USA, 1951).

SEMI-FINAL QUALIFYING TRIALS — MONDAY, AUGUST 31

Semi-Final No. 1		Time	Semi-Final No. 2		Time
1	Lucinda Williams, USA	24.1*	1	Isabella Daniels, USA	24.7
2	Heather Campbell, CAN	26.4	2	Sally McCallum, CAN	25.3
3	Patricia Cale, CAN	26.6	3	Louise Mead, USA	26.2
4	Tatiana Kurbyski, PER	DNS	4	Lucinda Fewett, BRG	DNS
			5	Yolanda Vincenot, MEX	DNS

* New Pan American record (old mark was 24.3 held by Isabella Daniels, USA, 1955).
DNS—Did not start. NOTE—No preliminary trials were necessary.

80 METER HURDLES

FINAL RESULTS — TUESDAY, SEPTEMBER 1

Place	Name of Contestant	Representing	Time
1	Bertha Diaz	Cuba	11.2*
2	Wanda Dos Santos	Brazil	11.3
3	Marion Munroe	Canada	11.5
4	BARBARA MUELLER	UNITED STATES	11.5
5	Patricia Power	Canada	11.5
6	SHIRLEY CROWDER	UNITED STATES	11.8
7	Maria de Lima	Brazil	TNA
8	Sally McCallum	Canada	TNA

TNA—Time not available. AR—Also ran.

SEMI-FINAL QUALIFYING TRIALS — MONDAY, AUGUST 31

Semi-Final No. 1		Time	Semi-Final No. 2		Time
1	Barbara Jones, USA	11.2Q	1	Barbara Mueller, USA	11.4*
2	Wanda Dos Santos, BRZ	11.3	2	Shirley Crowder, USA	11.6
3	Marion Munroe, CAN	11.5	3	Maria de Lima, BRZ	12.0
4	Shirley Crowder, USA	11.6	4	Sally McCallum, CAN	12.0
Semi-Final No. 3			5	Elaine Goetz, CHI	12.0
1	G. Rodrigues, MEX	12.3	AR	Sylvie Zambrana, PAN	TNA
2	Elaine Goetz, CHI	TNA	AR	Benilde Castro, VEN	TNA

NOTE—Joan Holmes, USA, and Iris dos Santos, BRZ, did not compete.
No preliminary heats necessary.
* New Pan American record (old mark was 11.4 set in semi-finals by Miss Mueller, USA; previous mark was 11.7 set by Elaine Goetz, Chile, 1955).
Q Record not allowed, 7 mph wind behind runners.

BROAD JUMP

FINAL RESULTS — TUESDAY, SEPTEMBER 1

Place	Name of Contestant	Representing	Distance
1	ANNIE SMITH	UNITED STATES	18' 9½"*
2	MARGARET MATTHEWS	UNITED STATES	18' 9½"
3	WILMA VINSON	UNITED STATES	18' 8½"
4	Maureen Revor	Canada	17' 3½"
5	Eliana Gaete	Chile	16' 5"
6	Iris dos Santos	Brazil	15' 11¾"
7	Valeria Jerome	Canada	13' 3½"

NOTE—Pat Power, Canada; Alicia Cardenas, Mexico; and Vilma Parris, British Guiana, were entered but not competed.
* New Pan American record (old mark was 17' 9¾" set by Beatriz Kretchmer, Chile, 1951).

JAVELIN THROW

FINAL RESULTS — FRIDAY, AUGUST 28

Place	Name of Contestant	Representing	Distance
1	Marlene Ahrens	Chile	148' 10½"*
2	MARJORIE LARNEY	UNITED STATES	142' 2½"
3	AMELIA WOOD	UNITED STATES	140' 11½"
4	MARGARET SCHILLER	UNITED STATES	130' 11"
5	Marlene Silva	Chile	128' ½"
6	Sylvia Ramirez	Panama	109' 4"

NOTE—Bertha Chico, Mexico; Shirley Tapley, Canada, were entered, but did not compete.

* * *

Mrs. Brown, a 24-year-old mother from Los Angeles, Calif., trimmed down to 200 pounds and broke the shot and discus records on every one of her throws. Her shot mark of 48 feet 2 inches was far over the old standard of 40 feet 10½ inches set by Argentina's Ingeborg Mello de Preiss in 1951. Her discus heave of 161 feet 9½ inches also erased the 141-foot 8¾-inch record set by the same girl.

In both events, Mrs. Brown led US sweeps of the three medals. The US also collected all the medals in the broad jump. These were taken by Tennessee Staters in the following order: Anne Smith, 18 feet 9½ inches; Margaret Matthews, 18 feet 9½ inches, and Willie B. White, 18 feet 8½ inches.

* * *

Pamela Kurrell (138 feet 5 inches) of San Francisco, Calif., and Mar- (with record of 2.41 in semi-finals).

SHOT PUT

FINAL RESULTS — MONDAY, AUGUST 31

Place	Name of Contestant	Representing	Distance
1	EARLENE BROWN	UNITED STATES	48' 2"*
2	SHARON SHEPHERD	UNITED STATES	44' 2¾"
3	WANDA GEORGWICZ	UNITED STATES	43' 0"
4	Vera Trezubko	Brazil	41' 4½"
5	Pradelia Delgado	Chile	39' 6½"
6	Renata Frederichs	Chile	35' 11½"
7	Lili Schlater	Mexico	31' 3½"

NOTE—Maria Dopires, Canada; Marlene Ahrens, Chile; and Alejandrina Herrera, Cuba, were entered but did not compete.
* New Pan American record (old mark was 40' 10¼" set by Ingeborg Mello de Preiss, Argentina, 1951).

DISCUS THROW

FINAL RESULTS — SUNDAY, AUGUST 30

Place	Name of Contestant	Representing	Distance
1	EARLENE BROWN	UNITED STATES	161' 9½"*
2	PAMELA KURRELL	UNITED STATES	138' 5"
3	MARJORIE LARNEY	UNITED STATES	138' 4½"
4	Alejandrina Herrera	Cuba	133' 10½"
5	Pradelia Delgado	Chile	129' 9½"
6	Maria Dopires	Canada	127' 6"
7	Lili Schlater	Mexico	125' 2"
8	Odette Gonsiegos	Brazil	120' 7½"

NOTE—Vera Trezubko, Brazil, entered but did not compete.
* New Pan American record (old mark was 141' 8¾" set by Ingeborg Mello de Preiss, Argentina, 1951).

400 METER RELAY

FINAL RESULTS — WEDNESDAY, SEPTEMBER 2

Place	Nation	Team Personnel	Time
1	UNITED STATES	ISABELLE DANIELS, WILMA RUDOLPH, LUCINDA WILLIAMS, BARBARA JONES	46.4*
2	Panama Tied with	Marcelle Daniel, Joan Holmes, Silvia Hunte, Carlotta Gooden	48.2
3	Canada	Heather Campbell, Maureen Revor, Sally McCallum, Valerie Jerome	48.5
4	Brazil	Odette Valentina, Iris dos Santos, Wanda dos Santos, Maria de Lima	51.8
5	Mexico	Guillermina Panio, Alicia Cardenas, Yolanda Vincourt, Rosalia Ridavia	52.3

* New Pan American record (old mark was 47.0 set by USA, 1955).
NOTE—No preliminary heats necessary.

WOMEN'S ATHLETICS

Continued from page 239

co-ed from Tennessee State, won the 100 meters by about three feet over Wilma Rudolph. Carlotta Gooden of Panama was third. The time for the race of a head wind was :12.1. Olympian Barbara Jones, the defending champion and record holder in :11.5, was injured and failed to finish her semi-final.

After breaking the 200-meter meet record of :25.3 with a :24.1 clocking in her semi-final, Lucinda breezed to a four-yard victory over Isabelle Daniels, another Tennessee State U. star, in :24.2. Canada's Sally McCallum was third and Louise Mead of New York finished fifth.

Lucinda earned her third gold medal on the all-Tennessee State U. record-breaking 400-meter relay team. The quartet of Miss Daniels, Wilma Rudolph, Mrs. Williams and Barbara Jones won by about 15 yards over Panama in :46.4, bettering the mark of :47.0 set by the USA in 1955.

* * *

Mrs. Brown, a 24-year-old mother from Los Angeles, Calif., trimmed down to 200 pounds and broke the shot and discus records on every one of her throws. Her shot mark of 48 feet 2 inches was far over the old standard of 40 feet 10½ inches set by Argentina's Ingeborg Mello de Preiss in 1951. Her discus heave of 161 feet 9½ inches also erased the 141-foot 8¾-inch record set by the same girl.

In both events, Mrs. Brown led US sweeps of the three medals. The US also collected all the medals in the broad jump. These were taken by Tennessee Staters in the following order: Anne Smith, 18 feet 9½ inches; Margaret Matthews, 18 feet 9½ inches, and Willie B. White, 18 feet 8½ inches.

* * *

Pamela Kurrell (138 feet 5 inches) of San Francisco, Calif., and Marjorie Larney (138 feet 4½ inches) of New York, trailed Mrs. Brown in the discus. In the shot put, Sharon Shepherd (44 feet 2¾ inches) of Mapleton, Ore., and Wanda Wejczgrowicz (43 feet) of St. Louis, Mo., also broke the record in earning their medals.

The 60-meter final was a tough one for the judges to decide. Isabelle Daniels was declared the winner although the first four finishers were timed in a :7.4 flat. Barbara Jones and Carlotta Gooden of Panama tied for second place with Martha Hudson, of Tennessee State U. fourth.

* * *

Ann Flynn of the German-American AC, a clerk from Irvington, N. J., won the high jump with a modest 5 feet 3½ inches. Alice Whitty of Canada and Renata Frederichs of Chile shared second at 4 feet 11 inches. Martha Rodriguez of Puerto Rico was fourth, also at 4 feet 11 inches, and Naomi Rogers of Roba, Ala., of Tuskegee Institute, seventh at 4 feet 9 inches.

Chile's Marlene Ahrens, second in the 1956 Olympics, captured the javelin throw with 148 feet 10½ inches. Marjorie Larney was second on 143 feet 2½ inches and Amelia Wood of River Edge, N. J., third at 140 feet 11½ inches.

Bertha Diaz, Cuba's outstanding competitor and defending champion, took the 80-meter hurdles in a record 11.2. This was the only event in which the USA failed to win a medal. Wanda Dos Santos of Brazil was second and Marion Munroe of Canada third. Barbara Mueller of Chicago was fourth and Shirley Crowder, the favorite from Tennessee State, finished sixth.

Here are the 1959 champions:

60 METERS—Isabelle Daniels, USA, :07.4 (record).
100 METERS—Lucinda Williams, USA, :12.1.
200 METERS—Lucinda Williams, :24.2

HIGH JUMP

FINAL RESULTS — TUESDAY, SEPTEMBER 1

Place	Name of Contestant	Representing	Height
1	ANN FLYNN	UNITED STATES	5' 3½"
2	Alice Whitty Tied with	Canada	4' 11"
4	Renata Frederichs	Chile	4' 11"
4	MARTHA RONIGER	UNITED STATES	4' 11"
6	Nelly Gonez	Chile	4' 9"
6	Maria de Lima	Brazil	4' 9"
7	NAOMI ROGERS	UNITED STATES	4' 9"
8	Alejandrina Cofigny	Cuba	4' 9"
9	Benilde Ascaino Tied with	Venezuela	4' 7"
	Valerie Jerome	Canada	4' 7"

NOTE—Final ranking where ties occurred were resolved on number of misses for each contestant involved. Lorraine Dunn, Panama; Silvia Zambrana, Panama; and Marlene Ahrens, Chile, were entered but did not compete.

80-METER HURDLES — Bertha Diaz, Cuba, :11.2 (record).
SHOT PUT—Mrs. Earlene Brown, USA, 48 feet, 2 inches (record).
DISCUS THROW—Mrs. Earlene Brown, 161 feet, 9½ inches (record).
JAVELIN THROW—Marlene Ahrens, Chile, 148 feet, 10½ inches.
HIGH JUMP—Ann Flynn, USA, 5 feet, 3½ inches.
BROAD JUMP—Anne Smith, USA, 18 feet, 9½ inches (record).
400-METER RELAY — USA (Isabelle Daniels, Wilma Rudolph, Lucinda Williams and Barbara Jones), :46.4 (record).

FINAL RESULTS U. S. PAN AMERICAN WOMEN'S TRACK & FIELD TRIALS NATIONAL AAU CHAMPIONSHIPS
Cleveland, Ohio, June 28

60-Meter Dash—won by Isabelle Daniels, Tennessee State, :07.6; 2—Barbara Jones, Tennessee State, :07.7; 3—Martha Hudson, Tennessee State, :07.8; 4—Lucinda Williams, Mayor Wash, T.C., :07.8; 5—Willie White, Tennessee State, :07.9; 6—Mrs. Elaine Gaete, Chile, :07.9.

100-Meter Dash—won by Wilma Rudolph, Tennessee State, :11.3; 2—Lucinda Williams, Mayor Wash, T.C., :12.3; 3—Barbara Jones, Tennessee State, :12.3; 4—Martha Hudson, Tennessee State, :12.4; 5—Leatrice Scott, Mayor Wash, T.C., :12.5; 6—Margaret Matthews, Tennessee State, :12.5.

200-Meter Dash—won by Isabelle Daniels, Tennessee State, :24.1 (new championship record); 2—Lucinda Williams, Tennessee State, :24.4; 3—Barbara Jones, Tennessee State, :24.6; 4—Charlotte Goodson, Tuskegee, :25.2; 5—Louise Mead, NYAC, :25.3; 6—Willie White, :25.4.

80-Meter Hurdles—won by Shirley Crowder, Tennessee State, :11.2; 2—Barbara Mueller, Mayor Wash, T.C., :11.4; 3—Sandra Boyd, Tennessee State, :11.5; 4—Doris McCaffrey, Alumni A.C., :12.1; 5—Sylvia Cheeseborough, Tennessee State, :12.2; 6—Willie White, :12.3.

4-Kilo Shot Put—won by Earlene Brown, 46' 6¾"; 2—Deborah Mazzetti, Oregon, 42' 2½"; 3—Wanda Wejczgrowicz, St. Louis, 40' 4"; 4—Sharon Shepherd, Mapleton, Ore., 39' 8½"; 5—Winchell Mathews, NYAC, 39' 4"; 6—Mrs. Wyatt, Williamsville, N. Y., 37' 1".

Discus Throw—won by Earlene Brown, Southern A.C., 153' 8" (new championship record); 2—Marjorie Larney, Queens Mercurettes, 138' 4½"; 3—Mrs. Deanes, Canada, 134' 2"; 4—Roberta Larney, Queens Mercurettes, 126' 5½"; 5—Mary Scott, Tennessee State, 126' 2½"; 6—Mrs. Schaller, Queens Mercurettes, 124' 4"; 7—Nancy Hoffman, N.A.C., 123' 4½"; 8—Mrs. Hoffman, N.A.C., 122' 8".

Running Broad Jump—won by Willie White, Tennessee State, 19' 4½"; 2—Margaret Matthews, Tennessee State, 19' 1½"; 3—Mrs. Elaine Gaete, Chile, 19' 0½"; 4—Mrs. Deanes, Canada, 18' 8½"; 5—Lucinda Williams, Mayor Wash, T.C., 18' 7½"; 6—Barbara Jones, Tennessee State, 18' 6".

Running High Jump—won by Ann Flynn, German-American A.C., 5' 3½"; 2—Alice Whitty, Canada, 5' 2"; 3—R. Robinson, Tennessee State, 5' 0"; 4—Martha Roniger, Tennessee State, 5' 0"; 5—Naomi Rogers, Tuskegee Institute, 4' 9"; 6—Nelly Gonez, Chile, 4' 9".

WOMEN'S TRACK AND FIELD

U. S. A. Nine Ranked Third In Pan American Baseball Tourney

BASEBALL may be the United States' national game but you can't prove it by performances in Pan American Games. Venezuela was the third country to emphasize the point in as many competitions.

The South Americans won the 1959 championship with Puerto Rico second and the USA third. In the first Games at Buenos Aires in 1951 the US was second to Cuba. Four years later at Mexico City, the US again was second, behind the tiny Dominican Republic.

Nine nations competed in the Games at Chicago's Comiskey Park and Wrigley Field. This forced a two-group tournament with the first two in each qualifying for a final round robin.

In the first group, the U. S., Venezuela and Mexico finished with 3-1 records with Costa Rica (1-3) fourth and Brazil (0-4) fifth, in the play-off for the two places, Venezuela drew a bye and the US beat Mexico, 7-5. Puerto Rico (3-0) and Cuba (2-1) qualified from the second group. The Dominican Republic (1-2) was third and Nicaragua (0-3) was fourth.


Kobs


Anderson


Brack


Causton


Cline


Davis


Droscher


Gallinger


Hall


Hochgrebe

The American team, comprised mainly of collegians, lost its opener, 11-6, to Venezuela, then defeated Mexico, 2-1, Brazil, 9-2, and Costa Rica, 28-0.

In the championship final round, Venezuela beat Cuba, 6-2, the United States, 3-2, and Puerto Rico, 6-2. After dropping the opener to Venezuela, 6-5, the US beat Puerto Rico, 3-2, Cuba, 5-4, and Mexico, 5-3 to win the championship.

Continued on page 264

PAN AMERICAN BASEBALL STANDINGS & SCORES

FINAL STANDINGS
CHAMPIONSHIP FINAL ROUND

Place	Nation	Won	Lost	Points
1	Venezuela	3	0	6
2	Puerto Rico	2	1	4
3	UNITED STATES	1	2	2
4	Cuba	0	3	0
5	*Mexico	–	–	–

* Mexico awarded fifth place, although not competing in either championship or consolation final rounds. Mexico was defeated by United States in special playoff game following group competition.

FINAL STANDINGS
CONSOLATION FINAL ROUND

Place	Nation	Won	Lost	Points
6	**Costa Rica	2	1	4
7	**Nicaragua	1	2	2
8	**Dominican Republic	1	1	2
9	**Brazil	0	2	0

**Awarded 6th place over Nicaragua by virtue of game victory.
***Neither Brazil and Dominican Republic played their consolation round game.

FINAL STANDINGS
GROUP "A" PRELIMINARY ROUND

Place	Nation	Won	Lost	Points
1	Puerto Rico	3	0	6
2	Cuba	2	1	4
3	Dominican Republic	1	2	2
4	Nicaragua	0	3	0

FINAL STANDINGS
GROUP "B" PRELIMINARY ROUND

Place	Nation	Won	Lost	Points
1****	Venezuela	3	1	6
2***	UNITED STATES	3	1	6
3***	Mexico	3	1	6
4	Costa Rica	1	3	2
5	Brazil	0	4	0

***Is drawing for place in championship final round, Venezuela won while United States and Mexico had to engage in special playoff round.

GROUP "A" PRELIMINARY ROUND
At Comiskey Park
Friday, August 28

Puerto Rico—14 Nicaragua—4

Saturday, August 29

Cuba—9 Dominican Republic—3

At Wrigley Field
Monday, August 31

Puerto Rico—6 Cuba—1

Tuesday, September 1

Dominican Republic—9 Nicaragua—3

Wednesday, September 2

Puerto Rico—5 Dominican Republic—4*

Thursday, September 3

Cuba—5 Nicaragua—4

*10 innings.

GROUP "B" PRELIMINARY ROUND
At Comiskey Park
Friday, August 28

Venezuela—11 United States—6

Saturday, August 29

Costa Rica—1 Mexico—1

Sunday, August 30

Costa Rica—2 Brazil—0
United States—2 Mexico—1

At Wrigley Field
Monday, August 31

Mexico—3 Venezuela—0

Tuesday, September 1

United States—9 Brazil—2

Wednesday, September 2

Venezuela—14 Brazil—1
United States—28 Costa Rica—0

Thursday, September 3

Venezuela—14 Costa Rica—2
Mexico—5 Brazil—2

CHAMPIONSHIP FINAL ROUND
At Wrigley Field
Friday, September 4

Venezuela—6 Cuba—2

Saturday, September 5

Puerto Rico—6 Cuba—3
Venezuela—3 United States—2

Sunday, September 6

Venezuela—6 Puerto Rico—2
United States—5 Puerto Rico—3
United States—3 Cuba—2

SPECIAL GROUP "B" PLAYOFF
At Wrigley Field
Friday, September 4

United States—5 Mexico—5
Game called in 8th, darkness, scheduled for replay September 5.

Saturday, September 5

United States—7 Mexico—6

CONSOLATION FINAL ROUND
At Bessemer Park
Friday, September 4

Costa Rica defeated Nicaragua (no score available).
Dominican Republic-Brazil game not played.

Saturday, September 5

Nicaragua—7 Dominican Republic—6
Costa Rica—13 Brazil—8

Sunday, September 6

Dominican Republic—9 Costa Rica—5
Nicaragua—4 Brazil—3

UNITED STATES BOX SCORES

Preliminary Game No. 1 — Group B
August 28, 1959
At Comiskey Park

UNITED STATES	AB	R	H	RBI
Cowston, RF	5	0	1	2
McGriff, 1st B	3	0	0	0
Mersch, 1st B	2	0	0	0
Cline, LF & CF	4	0	0	0
McCarton, 3rd B	4	2	3	1
Kangas, LF	2	0	0	0
Brack, CF	1	1	0	0
Hochgrebe, 2nd B	3	0	0	0
Hoover, SS	3	2	0	0
Hall, C	3	2	2	3
Mansfield, P	2	0	1	0
Rudeen, P	1	0	0	0
A—Orton	1	0	0	0
B—Droscher	1	0	1	0
U. S. TOTALS	35	6	8	5
VENEZUELA				
Millan, 2nd B	4	2	3	0
Lopez, CF	4	2	2	1
Trasonis, C	4	0	0	0
Amaya, RF	5	2	1	0
Giron, RF	0	0	0	0
Flores, 1st B	4	2	3	4
Landaeta, LF	4	0	0	0
Blanca, 3rd B	4	0	1	0
Martin, SS	4	0	0	0
Perez, P	3	1	1	0
VENEZUELA TOTALS	36	11	16	9

A—Orton batted for Hochgrebe in the 9th and grounded out.
B—Droscher batted for Rudeen in the 9th and singled.

United States	010	201	002	–6
Venezuela	013	120	04X	–11

E: Landaeta; 2nd Base: Millan, Amaya; 3rd Base: Flores; HR: Flores, McCarton; WP: Perez, Rudeen.
Umpires: George Grimes, Sr., Plate; Ed Tipping, 1st Base; Joseph Rise, 2nd Base; Otto Kuehn, 3rd Base.
Time of Game: 2 hours, 40 minutes.

Preliminary Game No. 4 — Group B
August 30, 1959
At Comiskey Park

MEXICO	AB	R	H	RBI
Cota, RF	3	0	0	0
Chavez, 2nd B	4	0	1	0
Beltran, SS	3	0	1	0
Arce, LF	4	0	0	0
Lopez, 1st B	4	0	0	0
Riveron, 1st B	0	0	0	0
Martinez, CF	3	0	1	0
Preciado, 3rd B	2	0	0	0
Talamantes, C	3	1	2	0
Soto, P	3	0	1	0
B—Perez				
C—Garcia				
MEXICO TOTALS	31	1	6	0

UNITED STATES	AB	R	H	RBI
Kangas, LF	4	0	1	0
Droscher, RF	4	0	0	0
Cline, CF	4	1	1	0
McCarton, 3rd B	4	0	1	0
Hochgrebe, 2nd B	4	0	1	0
Hoover, SS	2	1	2	2
McGriff, 1st B	3	0	0	0
Mersch, 1st B	0	0	0	0
Hall, C	3	0	2	0
Gallinger, P	2	0	0	0
A—Mansfield				
U. S. TOTALS	30	2	8	2

Mexico	000	010	000		1	
United States	000	200	00		2	
	IP	H	R	ER	BB	SO
Gallinger	9	6	1	1	2	6
Soto	8	8	2	2	2	3

E—Chavez; PO—Mexico 24-9, PO—United States 27-15; LOB—Mexico 7, United States 6; 2B—Cline, McCarton; 3B—Talamantes; S—Cota, Gallinger; HR—Hoover; SB—Hoover, Cline; HBP—By Gallinger, Beltran, Martinez; WP—Gallinger.
Umpires: McVey, Kernan, Gardner, Jackson.
Time of Game: 2 hours, 10 minutes.

Preliminary Game No. 6 — Group B
September 1, 1959
At Wrigley Field

UNITED STATES	AB	R	H	RBI
Cline, LF	4	1	2	0
Kennedy, 2nd B	4	2	2	0
Orton, RF	4	1	2	1
McCarton, 3rd B	3	2	1	0
Hoover, SS	4	1	1	2
Brack, CF	3	0	0	0
Mersch, 1st B	3	1	0	0
Hall, C	3	1	1	3
Klepfer, P	2	0	0	0
U. S. TOTALS	32	9	9	7
BRAZIL				
M. Sugeta, SS	4	0	1	0
Abujondra, 3rd B	4	0	2	1
Soheki, LF B	4	0	0	0
Hayashi, CF	3	0	0	0
Sato, RF	3	0	0	0
Iwasaki, 2nd B	3	0	0	0
Ito, C	2	0	0	0
H. Sugeta, P	2	0	0	0
Miyagusi, LF	2	1	0	0
—Mashilde, P	1	0	0	0
BRAZIL TOTALS	29	2	3	1

A—Came in to pitch for Sugeta in final.
United States . . . 7 0 0 0 0 1 0 0 1 —9
Brazil . . . 0 0 0 0 0 1 1 0 0 —2
Sugeta, H. L., D-1 . . . 9 4 5 5 1 0
Mashilde . . . 9 5 4 3 5 0
Klepfer W., 1-0 . . . 9 4 3 2 2 7
E—Iwasaki 2, Mersch, Hoover; PO-A—United States 27-12, Brazil 27-10; LOB—United States 8, Brazil 6; 2B—Cline; 3B—Cline; HR—Hall; SB—McCarton, Hoover, Cline, Miyagusi; S—Klepfer; HBP—by Mashilde, Hoover; UU—Tipping, Rys, Rann, Gardner.
Time of Game: 2 hours, 20 minutes.

Preliminary Game No. 8 — Group B
September 2, 1959
At Wrigley Field

COSTA RICA	AB	R	H	RBI
Monzanares, LF	3	0	0	0
Masis, SS	4	0	1	0
Ivaberia, RF	4	0	1	0
Nicholson, 3rd B	4	0	1	0
Rozes, 1st B	4	0	2	0
Joen, C	3	0	0	0
Howden, CF, P	3	0	0	0
Salazar, P	0	0	0	0
Contreras, P	0	0	0	0
McDonald, P	0	0	0	0
Segura, P	0	0	0	0
Simes, LF	1	0	0	0
Cruz, P	0	0	0	0
Flores, C	0	0	0	0
Barrantes, P	2	0	0	0
TOTALS	28	0	5	0

Continued on page 244


Hoover


Kangas


Kennedy


Klepfer


McCarton


McGriff


Mansfield


Mersch


Orton

BASEBALL SUMMARIES

Continued from page 243

UNITED STATES	IP	H	R	ER	BB	SO
Kangas, LF	5	2	1	3		
Kennedy, 2nd B	2	2	1	1		
Cline, CF	4	3	1	0		
McCarton, 3rd B	6	4	3	3		
Hoover, SS	7	2	4	2		
Orton, RF, C	5	4	1	1		
McGriff, 1st B	4	2	2	2		
Hall, C	3	2	2	3		
Rudeen, P	2	1	1	1		
Brack, RF	1	1	0	0		
A—Davis, P	1	1	0	0		
Hachgrabe, 2nd B	1	1	1	1		
Mersch, 1st B	1	0	0	0		
B—Drescher, CF	1	0	0	0		
TOTALS	42	28	18	23		

A—Hit sacrifice fly for Rudeen in sixth.
B—Walked for Cline in eighth.

Costa Rica	0	0	0	0	0	0	0	0	0	—0
United States	1	0	1	6	4	0	2	0	5	X—28

E—Nicholson 2, Maola 2, McDonald, McCarton, Howden 2, Pozas; PO—A—Costa Rica 24-7, United States 27-11; LOB—Costa Rica, 3; U. S. A., 6; 2B—Hoover, Merrill, McGriff, 3B—Cline, Hachgrabe, Hoover, HR—Holt, SB—Mc-Grift, Kennedy, Brack, S—Rudeen, Kangas; SF—Davis.

	IP	H	R	ER	BB	SO
Salazar, L, 0-1	1/3	3	5	5	2	1
Contreras	0	0	3	2	0	0
McDonald	0	1	2	1	2	0
Segura	1	3	1	1	0	0
Howden	2/3	2	4	4	1	0
Cruz	11/3	4	5	5	0	0
Rudeen, W, 1-0	4	2	0	0	3	3
Barrantes	42/3	3	7	0	3	2
Davis	3	0	0	1	6	

HBP—By Barrantes, Kennedy.
WP—Barrantes.
Umpires: Kruger, Grimes, Kernan, Carey.
Time of Game: 2 hours, 50 minutes.

Preliminary Game No. 11
(Special Playoff) — Group B
September 5, 1959 At Wrigley Field

UNITED STATES	AB	R	H	RBI
Cline, CF	4	2	2	0
Counton, LF	4	2	2	1
Orton, RF	5	1	5	3
McCarton, 3rd B	5	0	0	0
Hoover, SS	4	1	1	1
Hachgrabe, 2nd B	4	0	0	0
McGriff, 1st B	4	1	3	2
Hall, C	4	0	0	1
Gallinger, P	3	0	0	1
Mandzik, P	1	0	0	0
Rudeen, P	1	0	0	0
TOTALS	38	7	13	9

MEXICO				
Cato, LF	4	2	2	0
Chavez, 2nd B	4	1	1	0
Beltran, SS	5	0	3	2
Arce, LF	3	0	1	0
A—Soto, J, RF	1	1	0	0
Lopez, 1st B	1	0	0	0
Rivaron, 1st B	2	0	0	0
Ruiz	0	0	0	0
Martinez, CF	2	0	0	0
Perez, CF	2	0	1	0
Talamentes, C	2	0	1	0
Cruz, C	2	0	0	0
Preciado, 3rd B	2	0	0	0
B—Garcia, L	1	0	0	0
Garcia, J, P	2	0	0	0
Soto, C, P	0	0	0	0
Gonzalez, P	0	0	0	0
Leyva, P	1	1	1	0
TOTALS	35	6	10	2

A—Ran for Arce in the 8th.
B—Batted for Preciado in the 8th, flied to second.

United States	000	013	102	—7
Mexico	001	000	041	—6

E—Garcia, J; PO—United States 27-5, Mexico 27-6; LOB—United States 6, Mexico 7; 2B—Orton 2, 3B Chavez, McGriff, Orton; SB—Soto, C.

	IP	H	R	ER	BB	SO
Gallinger	72/3	7	5	5	4	9
Rudeen	2/3	8	0	0	0	0
Mansfield, W 1-0	2/3	3	1	1	0	0
Garcia	51/3	8	4	4	0	5
Soto, C	11/3	3	1	1	0	0
Gonzales, L 0-1	12/3	2	2	2	2	4
Leyva	2/3	0	0	0	0	0

WP—Gallinger

Umpires: Jackson, Krajcek, Carey, Kernan.
Time of Game: 2 hours, 48 minutes.

Final Round Game No. 3
September 5, 1959
At Wrigley Field

UNITED STATES	AB	R	H	RBI
Counton, LF	4	1	1	0
Kennedy, 2B	4	0	1	1
Cline, CF	4	0	0	0
Orton, RF	1	0	0	0
Brack, RF	1	1	1	0
A—Kangas	0	0	0	0
McCarton, 3B	4	0	1	0
Hoover, SS	4	0	0	0
McGriff, 1B	2	0	0	1
Hall, C	1	0	0	0
Klepfer, P	3	0	0	0
TOTALS	28	2	4	2

VENEZUELA				
Milton, 2B	4	0	0	0
Blanco, 3B	4	1	0	0
Trocania, C	4	2	2	1
Amaya, RF	4	0	1	0
Flores, 1B	3	0	2	0
Landauta, LF	2	0	0	0
Fereira, LF	0	0	0	0
Gonzalez, CF	3	0	0	0
Martin, SS	3	0	0	0
Capecchi, P	2	0	0	0
B—Giron	0	0	0	0
Perez, J, P	0	0	0	0
TOTALS	29	3	5	1

A—Batted for Brack in 9th—walked.
B—Ran for Capecchi in 8th.

United States	100	000	100	—2
Venezuela	100	000	002	—3

E—Cline; PO—A—U. S. A. 24-10, Venezuela 27-14; 2B—Martin, Milton, Flores, McCarton, McGriff, LOB—U. S. A. 4, Venezuela 4; 2B—Counton, 3B—Trocania; HR—Trocania, S—McGriff.

	IP	H	R	ER	BB	SO
Klepfer, L 0-1	8	5	3	1	0	5
Capecchi, W-1-0	8	4	2	2	3	1
Perez, J	1	0	0	0	1	1

HBP—By Klepfer, Landauta, Capecchi.
Umpires: Kosha, Raha, Tipping, Pye.
Time of Game: 2 hours, 6 minutes.

Final Round Game No. 5
September 6, 1959
At Wrigley Field

UNITED STATES	AB	R	H	RBI
Kangas, RF-LF	4	0	1	0
Kennedy, 2B	4	0	1	0
Perez, CF	3	0	1	1
McCarton, 3B	4	1	1	0
Hoover, SS	3	0	0	0
Drescher, LF-RF	3	2	1	0
A—Brack, RF	2	0	0	0
Mersch, 1B	1	0	0	0
Hall, C	3	0	1	0
Rudeen, P	2	0	0	0
Gallinger, P	0	0	0	0
Mandzik, P	0	0	0	0
A—Mansfield, P	2	0	0	0
TOTALS	34	5	9	2

PUERTO RICO				
Pizarro, 2B	5	1	1	0
Rosario, 1B	3	2	2	0
D—Fuentes	0	0	0	0
Vasquez, CF	5	1	2	4
Figueroa, RF	3	0	1	0
S—Calderon	0	0	0	0
Rodriguez, RF	0	0	0	0
Herrero, L, LF	4	1	1	1
Melendez, Ja, 3B	4	2	3	1
Lopez, C	4	0	1	2
Recchece, SS	4	2	2	0
Herrero, J, P	2	0	1	0
Rios, P	2	0	0	0
TOTALS	36	9	15	8

A—Batted for Gallinger 4th—Fulcher's choice.
B—Ran for Figueroa 5th.
C—Batted for Brack 7th—struck out.
D—Batted for Rosario 9th—HBP.

United States	012	020	000	—5
Puerto Rico	023	000	004	—9

E—Lopez 2, Figueroa, Pizzaro, Herrero; PO—A—United States 25-9, Puerto Rico 27-10; DP—Hoover-Kennedy-Mersch, Mersch-Kennedy, Hoover-Mersch, Lopez-Pizarro; LOB —United States 9, Puerto Rico 5; 2B—McCarton, Drescher, Mersch, Rosario, Melendez, Rios; 3B—Cline, Hall; HR—Melendez, Vasquez; S—Cline, Rios.

	IP	H	R	ER	BB	SO
Rudeen	2/3	7	5	5	0	1
Gallinger	1/3	1	0	0	0	0
Mansfield, L 0-1	51/3	6	4	4	1	2
Davis	0	1	2	2	0	0
Herrero, J	32/3	7	3	2	2	
Rios, W 1-0						

HBP—By Rios-Kennedy, By Davis-Fuentes.
WP—Rudeen.
Balk—Herrero, J.
Umpires: Kuhn, Gordon, Spanncraft, Krajcik.
Time of Game: 3 hours, 1 minute.

Final Round Game No. 6
September 6, 1959
At Wrigley Field

CUBA	AB	R	H	RBI
Bringas, CF	2	1	0	0
Castilla, LF	3	0	0	0
Jiminez, LF-CF	4	0	0	0
B—Flores, A	0	0	0	0
Merel, CF	0	0	0	0
Gonzales, M, RF	3	0	0	0
Gomez, 1B, LF	4	0	2	1
Gonzales, U, 3B	5	1	2	0
Crespo, SS	5	0	1	0
Carvajal, 2B	5	0	3	1
Diaz, C	4	0	0	0
A—Street	1	0	0	0
Torres, C	0	0	0	0
Albelo, P	5	0	2	0
Perez, P	0	0	0	0
Rodriguez, P	0	0	0	0
TOTALS	40	2	10	2

UNITED STATES				
Counton, LF	4	1	3	0
Kennedy, 2B	3	1	1	0
Cline, CF	2	0	1	0
McCarton, 3B	4	0	0	0
Hoover, SS	3	0	0	0
C—Hachgrabe	0	0	0	0
Kangas, C	4	1	0	0
McGriff, 1B	4	0	0	0
Drescher, RF	3	0	0	0
D—Hall	1	0	0	0
Davis, P	4	0	0	0
Brack	1	1	0	1
TOTALS	37	3	5	2

A—Batting for Diaz—out second to first.
B—Batted Jiminez 9th—walked.
C—Batting for Hoover in 10th—walked.
D—Batted for Drescher in 10th—single.
E—Batting for Davis in 10th—out to second.

Cuba	001	000	000	1—2
United States	100	000	000	2—3

E—Hoover, Carvajal, Kangas; PO—A—United States 30-15, Cuba 29-9; DP—Diaz-Carvajal; LOB—United States 4, Cuba 13; 2B—Carvajal; 3B—Counton; S—Crespo; SF—Kennedy.

	IP	H	R	ER	BB	SO
Albelo, LO-1	91/3	4	2	2	3	5
Perez	0	1	0	0	0	0
Rodriguez	1/3	0	0	0	0	0
Davis, W 1-0	10	10	2	1	5	10

HBP—By Albelo-Cline.
Balk—Albelo.
Umpires: Tipping, Jackson, Grimes, Kruger.
WP—Davis.
Time of Game: 2 hours, 50 minutes.



THE UNITED STATES 1959 PAN AMERICAN BASKETBALL TEAM—front row, kneeling, left to right—Robert Jeangerard, William Evans, Gary Thompson, Oscar Robertson, Adrian Smith, Lee Byrd, and Jerry West. Standing, left to right—Jack Adams, George BonSalle, Burdette Haldorson, Richard Boushka, Robert Boezer, Donald Goldstein, and Dan Swartz.

1959 Pan American Basketball Crown Won By U. S. Men's Team With Unbeaten Mark

THE US Men's basketball team was a team with a mission in 1959—to restore its prestige in the American-invented sport.

Earlier in 1959 at a world tournament in Santiago, Chile, a hastily-formed US Air Force team was defeated by Brazil and Russia.

Brazil was declared the winner when Russia withdrew from the tournament. Due to the regular schedule and post-season championships in the US, neither the colleges nor the Amateur Athletic Union could send a representative team to Chile.

At Chicago, the US team accomplished its mission handily, easily sweeping the seven-nation field. Led by the incomparable Oscar Robertson of Cincinnati, the 14-man squad won all six of its games by double-figure margins, including a windup 93-79 victory over Brazil. This 14-point spread was the closest contest the US squad had in the Games.

The USA victories, in order, were by the following scores: 93-73 over Canada; 89-47 over Puerto Rico; 114-46 over Cuba; 101-42 over El Salvador; 101-57 over Mexico, and 93-79 over Brazil.

Puerto Rico (4-2) was second followed by Brazil (4-2), Mexico (4-2), Canada (2-4), Cuba (1-5) and El Salvador (0-6). The 2-3-4 places were decided on point differential.

* * *

The victories were the most convincing scored by any US team in Pan American competition and clearly demonstrated the US's power on the court.

With the Pan American Games being held in the same competitive period as the Olympics, the U. S. Olympic Basketball Committee, headed by A. C. (Dutch) Lonberg of Kansas U., decided to use the 1956 Olympic tryout method of selecting the team.

Two all-star teams—one of college players picked by a special committee at the end of the NCAA championship tournament, and a service squad, chosen after the inter-service meet—plus the first two teams in the National AAU tournament, met in a three-night round robin. The College All-Stars topped the competition with a 3-0 record followed by Phillips 66ers (2-1), Wichita Vickers (1-2) and the Armed Forces (0-3). The two AAU teams had been augmented by top players from other teams in that tournament.

* * *

From this vast pool of talent, the following were selected for the Pan American team: Oscar Robertson, Cincinnati; Jerry West, West Virginia; Bob Boozer, Kansas State; Leo Byrd, Marshall College; Don Goldstein, Louisville U.; Jack Adams, U. S. Army (formerly Eastern Kentucky); Bob Jeangerard, Air Force (formerly Colorado U.); Adrian Smith, Army (formerly Kentucky); George BonSalle, Denver Truckers; Dick Boushka, Wichita Vickers; Bill Evans, Phillips 66ers; Burdette Haldorson, Phillips 66ers; Jerry Sunvold, Wichita Vickers, and Gary Thompson, Phillips 66ers.

Fred Schaus, the West Virginia U. Continued on page 246



Schaus Adams Bon Salle Boozer Boushka Byrd Evans

MEN'S BASKETBALL

Continued from page 245

coach who piloted the College All-Stars, was named head coach. He was assisted by Warren Womble of the Peoria Caterpillars, who coached the successful U. S. Olympic team in 1952. Dyre Dye of the U. of Washington was named manager.

The US broke its clash with Brazil wide open in the first four minutes by taking an 11-4 lead. After 10 minutes it was 27-11 and by half-time, 51-35. With Robertson setting the pace with 18 points, the US hit on 18 of 34 floor shots. The Big O, playing only about three-quarters of the game, topped the scorers with 29 points. BonSalle had 19 and West and Thompson 11 each.

The US clicked on 35 of 73 field goal tries and captured 43 rebounds. Brazil made 27 of 77 attempts and grabbed only 27 rebounds. High man for Brazil was Wlamir Marques, a fine jump shooter, with 23 points.

Robertson, the college's top scorer, led the US in the six games with 99 points. West was next with 68 followed by Swartz 61, BonSalle 52, Adams 51, and Haldorson 50.

The US team had the advantage of being together for 19 days before it opened competition on Aug. 28. The players assembled on Aug. 9 at the Glenview Naval Air Station, Ill., and practiced there until moving into the Pan American Village at Chicago on Aug. 17.

1959 U. S. PAN AMERICAN MEN'S BASKETBALL TRIALS

Freedom Hall
State Fair & Exposition Center
April 2-3-4, 1959, Louisville, Ky.

FINAL STANDINGS
ROUND ROBIN SCHEDULE

	Won	Lost	Pts.	Oppn.
College All Stars	7	2	270	240
Phillips 66ers	6	3	280	247
Wichita Vickers	5	4	263	262
Armed Forces	4	5	272	256
Wichita Vickers-B	3	6	254	277
Phillips 66ers-B	2	7	247	270
Armed Forces-B	1	8	241	279
College All Stars-B	0	9	227	298

Results Thursday, Apr. 2

Wichita Vickers—89	Armed Forces—73
College All Stars—89	Phillips 66ers—83

Results Friday, Apr. 3

Phillips 66ers—B	Wichita Vickers—61
College All Stars—93	Armed Forces—B—72

Results Saturday, Apr. 4

College All Stars—88	Wichita Vickers—80
Phillips 66ers—74	Armed Forces—72

Attendance Figures

2-game sessions	Thurs.	Fri.	Sat.	Total
Evenings	2500	2995	2841	8901

Team Personnel Selected

From College All-Stars—Robert Boozer (Kansas State), Donald Goldstein (Louisville), Oscar Robertson (Cincinnati), John Green (Michigan State), Lee Byrd (Marshall), Walter Torrence (UCLA), and Jerry West (West Virginia).

From Phillips 66ers—George Bon Salle (Denver-Tex), Charles Tyra Hallaran, and William Evans.

From Wichita Vickers—Richard Boushka, Dan Swartz.

From Armed Forces—Jack Adams (Army), Robert Jeangerard (Air Force).

Alternates

John Cox (Kentucky), College All Starts; Phil Mahaffey (Indiana), and Terry Rand (Denver-Truskey), Phillips 66ers; Adrian Smith (Army) and John Sullivan (Marine), Armed Forces.

NOTE—Gary Thompson replaced Walt Torrence on Pan American team when latter withdrew.

PAN AMERICAN BASKETBALL SUMMARIES

FINAL TEAM STANDINGS

Place and Team	W	L	Pct.	TP	OP
1 UNITED STATES	6	0	12	591	344
2 Puerto Rico*	4	2	8	474	410
3 Brazil*	4	2	8	443	388
4 Mexico*	4	2	8	383	406
5 Canada	2	4	4	398	424
6 Cuba	1	5	2	333	532
7 El Salvador	0	6	0	328	476

* Final rankings based on point differential in games involving these three teams, according to International Rules.

SCORING STATISTICS FOR UNITED STATES PLAYERS

	G	FGA	FGM	FTA	FTM	PF	PTS
O. Robertson	6	66	38	33	22	10	99
Jerry West	6	59	25	26	18	9	68
Dan Swartz	6	47	22	22	17	14	61
G. BonSalle	6	43	20	15	12	11	52
Jack Adams	6	36	19	19	13	14	51
B. Haldorson	6	47	18	20	14	15	50
Robert Boozer	6	43	20	15	6	16	46
Gary Thompson	6	28	13	9	7	17	43
R. Boushka	5	28	12	15	9	6	33
Adrian Smith	5	17	12	8	7	8	31
William Evans	5	18	10	9	3	10	23
R. Jeangerard	4	17	7	4	3	5	17
Lee Byrd	4	9	4	4	2	2	10
D. Goldstein	4	20	3	3	1	7	7
		488	228	202	135	144	591

USA had field goal shooting average of .590; free throw average of .668.

LEADING SCORERS IN ROUND ROBIN SERIES

Player:	FGM	FTM.	Pts.
Juan Borz, PR	52	42	146
Roberto Salvo, ES	46	37	129
Bill Ingoldson, CAN	43	16	102
OSCAR ROBERTSON, USA	38	23	99
Wlamir Marques, BR	41	17	99
Armando Herrera, MEX	36	27	99
Juan Vicens, PR	35	18	88
E. & dos Santos, BR	35	18	88
Rafael de las Reyes, CU	35	16	86
Alberto Almanza, MEX	32	21	85
Ignacio Chavira, MEX	29	13	71
Bernard Pickel, CAN	28	23	79
JERRY WEST, USA	25	18	68

SINGLE GAME SCORING HIGHS

	Pts.
Juan Borz, Puerto Rico (13 fg 10 ft)	36
Field Goals	
Juan Borz, Puerto Rico	13
Fred Ingoldson, Canada	13

Free Throws

Ignacio Chavira, Mexico	13

SCORES OF ALL GAMES IN ROUND ROBIN SCHEDULE

August 28

Puerto Rico—103	Cuba—58
United States—93	Canada—73
Mexico—66	El Salvador—51

August 29

United States—89	Puerto Rico—47
Brazil—87	Cuba—48

August 30

Mexico—50	Brazil—49
Canada—68	El Salvador—49

August 31

Puerto Rico—76	El Salvador—55
United States—114	Cuba—46

September 1

Brazil—60	Canada—53
Mexico—79	Cuba—54

September 2

Puerto Rico—83	Canada—66
United States—101	El Salvador—42

September 3

Brazil—89	El Salvador—66
Puerto Rico—87	Mexico—63

September 4

United States—101	Mexico—57
Canada—74	Cuba—51

September 5

Cuba—76*	El Salvador—75
Brazil—79	Puerto Rico—78

September 6

Mexico—68	Canada—64
United States—92	Brazil—79

* Two overtime periods.

UNITED STATES BOX SCORES

All Games played at Alumni Hall, DePaul University

Box Score — Game No. 2
August 28

UNITED STATES	FGA	FGM	FTA	FTM	PF	TP
G. BonSalle	4	0	3	2	4	2
B. Boozer	14	4	4	2	1	10
C. Robertson	14	8	7	5	1	21
J. West	11	6	3	2	3	15
G. Thompson	5	1	0	0	2	2
J. Adams	3	1	1	1	2	3
W. Evans	5	1	2	2	0	4
B. Haldorson	8	4	2	2	1	10
D. Swartz	9	4	1	1	1	8
D. Goldstein	6	0	0	0	1	0
R. Boushka	10	6	2	1	1	13
A. Smith	1	0	0	0	0	0
R. Jeangerard	2	1	0	0	0	2
TOTALS	93	37	25	19	17	92

CANADA	FGA	FGM	FTA	FTM	PF	TP
L. Tait	3	2	2	2	0	2
W. Reynolds	16	5	2	2	4	12
F. Ingoldejan	23	13	1	1	2	27
E. Laschuk						
R. Pickel						
M. Olofson	13	4	4	3	5	11
M. Triano	5	1	3	1	2	3
J. McKibbon	8	4	4	3	2	11
D. McRae	0	0	1	1	1	1
R. McKenzie	7	2	1	1	3	5
TOTALS	2	0	1	0	2	0
	76	29	22	15	21	73

OFFICIALS: Diaz Mercado and H. Y. Marsh.

Box Score — Game No. 4
August 29

UNITED STATES	FGA	FGM	FTA	FTM	PF	TP
BonSalle	5	1	8	7	2	9
Boozer	5	1	2	1	3	3
Robertson	10	4	4	4	4	12
West	11	2	5	4	4	8
Thompson	7	3	5	4	2	10
Adams	7	4	5	4	2	12
Evans	1	1	0	0	2	2
Haldorson	4	1	5	4	1	6
Swartz	5	3	3	1	3	7
Goldstein	1	0	0	0	0	0
Boushka	6	1	6	3	2	5
Smith	4	3	1	1	1	7
Jeangerard	3	2	0	0	1	4
Byrd	4	2	0	0	1	4
TOTALS	77	28	44	33	28	89

OFFICIALS: K. MacPherson and D. Mercado. HALFTIME SCORE: USA 58; EL SALVADOR 23

PUERTO RICO	FGA	FGM	FTA	FTM	PF	TP
Bosc	11	6	5	4	5	12
Cruz	3	0	2	1	5	1
Casillo	6	0	0	0	0	0
Droz	6	1	0	0	5	2
Vicens	28	6	2	1	2	13
Jimenez	1	0	0	0	0	0
Sinagua	6	1	7	5	0	7
Frontera	9	4	4	3	0	11
Castero	10	3	2	1	2	7
Navedo	7	2	1	1	0	5
Rodriguez						
Meises	6	2	4	4	3	8
TOTALS	83	20	25	17	25	57

HALFTIME SCORE: USA 42; PUERTO RICO 20

Box Score — Game No. 9
August 31

UNITED STATES	FGA	FGM	FTA	FTM	PF	TP
BonSalle	10	5	0	0	1	10
Boozer	4	2	1	0	3	4
West	9	5	3	3	3	13
Robertson	11	7	2	2	3	16
Thompson	4	1	1	1	5	3
Adams	5	3	1	1	2	7
Goldstein	5	1	1	0	1	2
Evans	8	5	2	0	3	10
Haldorson	10	4	0	0	2	8
Swartz	11	8	3	3	3	19
Boushka	6	2	2	2	3	6
Smith	9	6	3	2	3	14
TOTALS	93	49	22	16	34	118

CUBA	FGA	FGM	FTA	FTM	PF	TP
Benedict	3	0	0	0	1	0
Reyes	16	4	8	6	4	14
Alfonso	7	2	1	0	2	4
Camejo	11	2	3	1	4	5
De los Pozos	2	1	1	1	5	3
Mesley	3	1	2	0	2	2
Andino	2	0	0	0	5	0
Ferrer	7	3	4	3	2	9
Garcia	5	2	3	3	3	7
Diaz	5	1	4	3	3	5
TOTALS	54	14	26	18	37	46

OFFICIALS: H. Y. Marsh and D. Juarez. HALFTIME SCORE: USA 58; CUBA 20

Box Score — Game No. 13
September 2

UNITED STATES	FGA	FGM	FTA	FTM	PF	TP
BonSalle	4	3	0	0	0	6
Boozer	5	1	3	0	3	10
West	9	4	6	5	0	13
Robertson	9	6	4	1	1	13
Thompson	6	3	0	0	1	6
Adams	5	2	0	0	1	4
Boushka	4	3	2	1	1	7
Goldstein	2	1	2	1	0	3
Haldorson	10	4	6	6	1	14
Jeangerard	11	4	1	1	2	9
Swartz	7	2	9	7	1	11
TOTALS	76	38	36	25	11	101

EL SALVADOR	FGA	FGM	FTA	FTM	PF	TP
Escalante	10	4	0	0	3	8
Pinedo	7	2	0	0	5	0
Rosales	8	1	1	0	5	2
Guzman	16	4	3	0	2	8
Salvo	21	7	5	4	1	18
Perrone	7	2	0	0	3	4
Canas	1	0	0	0	1	0
Mathieu	2	0	1	1	4	1
Rusconi	2	1	2	1	1	3
Sierra	1	0	0	0	1	0
Lemus	1	1	0	0	2	2
TOTALS	63	18	12	6	29	49

OFFICIALS: K. MacPherson and D. Mercado. HALFTIME SCORE: USA 58; EL SALVADOR 23

Box Score — Game No. 16
September 4

UNITED STATES	FGA	FGM	FTA	FTM	PF	TP
Adams	10	4	2	2	3	10
BonSalle	8	3	0	0	0	6
Robertson	9	3	4	4	2	10
West	10	4	2	0	0	8
Thompson	8	4	1	1	4	11
Evans	3	2	3	1	2	5
Boozer	7	5	2	2	3	12
Haldorson	9	4	1	1	2	9
Swartz	11	5	4	4	2	14
Boushka	2	1	2	1	0	3
Jeangerard	1	0	3	2	1	2
Byrd	3	2	2	2	0	6
TOTALS	80	41	33	19	25	101

MEXICO	FGA	FGM	FTA	FTM	PF	TP
Almanza	6	3	0	0	3	7
Quintanar	11	2	1	0	5	4
Marques	12	6	3	3	3	15
Bluth	2	2	1	0	5	4
A. Herrera	8	2	2	2	3	6
Obregon	6	3	1	1	4	7
Torres	1	1	2	2	1	4
Mendes	4	2	1	1	0	5
Orejuela	3	1	0	0	2	2
Gonzalez	1	0	1	0	0	0
Marquez	1	0	0	0	0	0
TOTALS	62	24	22	9	30	57

OFFICIALS: Hector Marin and K. MacPherson. HALFTIME SCORE: USA 51; MEXICO 27

Box Score — Game No. 21
September 6

UNITED STATES	FGA	FGM	FTA	FTM	PF	TP
BonSalle	12	8	4	3	4	19
Boozer	8	3	2	2	4	8
Robertson	14	10	10	9	4	29
West	9	4	7	3	4	11
Thompson	8	5	2	1	3	11
Adams	7	3	4	3	2	9
Boushka	2	0	0	0	0	0
Haldorson	6	1	4	3	3	5
Evans	1	1	2	0	3	2
Swartz	4	3	3	1	1	7
Smith	1	0	3	2	2	2
Byrd	1	0	1	0	2	0
TOTALS	73	35	43	23	34	93

BRAZIL	FGA	FGM	FTA	FTM	PF	TP
Marques	22	9	9	5	2	23
De Souza	4	0	0	0	5	0
Dos Santos	16	5	6	4	5	14
Ferreira	6	1	4	4	5	6
Blatkauskas	7	3	7	4	5	10
Vanossi	8	4	1	0	5	8
Baccardo	10	3	6	3	4	9
Schell	4	2	1	1	4	5
Massani	0	0	4	4	4	4
TOTALS	77	27	39	25	39	79

OFFICIALS: K. MacPherson and Diaz Mercado. HALFTIME SCORE: USA 51; BRAZIL 35

Legend

G—games played
FGA—field goals attempted
FGM—field goals made
FTA—free throws attempted
FTM—free throws made
PF—personal fouls
PTS—total points scored
W—won L—lost
TP—total team points
OP—total opponent team points



Womble, Asst. Coach Dye, Manager



Goldstein Haldorson



Jeangerard Robertson



Smith Swartz



Thompson

U. S. Women Cagers Started Slowly But Finished Strongly For Pan American Title

THE US women's basketball team got off to a shaky victory in its opening game against Brazil but went on to score a second straight sweep in Pan American competition.

Although the girls captured all eight of their games in the double round robin, just as they did in 1955, coach Harley J. Redin of Wayland Baptist College, Plainview, Texas, was not entirely satisfied.

Pointing out that competition from South America undoubtedly will be more rugged in the future, Redin suggested longer training periods and a change to international rules for future play.

* * *

"The athletes performed very well considering the short training period of 10 days and the heat of 90 degrees and up," said Redin. "Teamwork was not real good but it improved with each game."

"Three weeks should be a minimum amount of time to get a team ready. Also some actual outside competition would benefit the training program.

Redin's team from Wayland Baptist College, operating as the Hutcherson Flying Queens, furnished the nucleus of the squad of 14 selected on the basis of the National AAU championship.

The 14 selected were: from Wayland-Hutcherson, Joyce Kite, 5 feet 3 inches; Carla Lowry, 5 feet 8 inches; Carolyn Miller, 5 feet 11 inches; Patsy Neal, 5 feet 10 inches; Marsha Scoggin, 6 feet; Evelyn Searles, 5 feet 9 inches; Barbara Stewart, 5 feet 7 inches, and Katherine Washington, 5 feet 9 inches; from Nashville Business College, Joan Crawford, 6 feet, and Nera White, 6 feet (she did not report, however); from Iowa Wesleyan, Rita Horky, 5 feet 11 inches; Glenda Nicholson, 5 feet 11 inches; from Roy Smith Ford, Lucile Davidson, 5 feet 6½ inches, and from Clarendon J. C., Thelma Ivey, 5 feet 10 inches.

* * *

The girls operated on a "learn as you play" policy as far as the international rules were concerned in the Aug. 28-Sept. 6 tournament at Oak Park High School, Chicago. With each game they became more familiar with the rules and their margins of victory increased.

Against Brazil in the opening game, the US barely squeezed by, 45-43. The next time the US played Brazil five nights later, it was an easy 64-48 triumph. After the opener, the tightest game was the 53-39 conquest of Canada.

In order, the US won by the following scores: 45-43 over Brazil; 70-36 over Mexico; 55-38 over Chile; 53-39 over Canada; 64-48 over Brazil; 64-32 over Mexico; 66-41 over Chile, and 65-28 over Canada.

Against every team but Brazil, the American girls rolled up big margins in the first half and coasted to easy victories.

In the first game against Brazil the US led 20-19, at the half. The Brazilians went ahead in the second half and a strong rally in the closing minutes was required to gain the triumph. Joan Crawford, with 11 points, Joyce Kite with 10, and Carolyn Miller, with 8, were the high scorers for the US.

When the US faced Brazil again, it had a 27-23 lead at the half. Then Miss Crawford sparked a second half surge that broke the game open. Joan was high again with 15 points. Five others figured prominently in the victory, Miss Miller with 11, Katherine Washington with 9, and Rita Horky, Joyce Kite and Carla Lowry with 8 each.

* * *

Miss Horky of Blissfield, Mich., was the leading American scorer with 95 points in the eight games, Miss Crawford of Nashville, Tenn., was second with 91, followed by Miss Kite of St. Joseph, Mo., 59. Miss Lowry of New-

Continued on page 257

BASKETBALL, WOMEN





GEORGE WORTH, member of four U. S. Olympic and three Pan American fencing teams (left) gives amateur oath for all athletes during opening ceremonies for the 1959 Pan American Games in Chicago. What's more, he did it both in English and Spanish. (Above), Illinois state automobile licenses did their bit in publicizing the Pan American Games. (Below) A Mexican visitor is treated to a triple-header ice cream cone by hostess at American Dairy Association hospitality center on University of Chicago campus.



PICTURE





CHICAGO CITATIONS: *(1) The marathon run was staged on a Wednesday morning over the outer drive, with incoming auto traffic confined to inner lanes. Runners shown are Alfred Confalone (left), and James Green, both of the USA. (2) USA's Bob Gardner high jumps 6'8½" for second place. (3) Barbara Jones, USA sprinter, wins 60 meter dash trial in fast time of 7.3 seconds but record is not allowed because of following wind. (4) Bill Dellinger, USA, beats Argentine's defending champion, Osvalda Suarez, to the tape in the 5000 meter finals. (5) Richard Howard (left), and Josh Culbreath, both of USA, drive for the tape in the 400 meter hurdle finals, the former winning.*















OPENING CEREMONIES for the 1959 Pan American Games (1) brought thousands to Soldier Field. Here athletes from competing nations stand at attention in infield. (2) Ron Morris, USA pole vaulter. (3) Baseball Coach John Kobs (right) contemplates starting lineup for USA team. (4) Judy Jenkins (left) stops short when Canadian teammate, Shirley Topley (No. 5) crashes into Chile's Maria Villarreal during a women's basketball game. (5) Action at third base in Wrigley Field. (6) Puerto Rico's Blanca Cotran made the shot and an engaging sight on floor during volleyball match won by Peru.





EIGHT MEMBERS of the 1959 U. S. Pan American cycling team (above) drill on the 250 meter board track at Gately Stadium. (Left center) The championship U. S. 4000 meter pursuit team in action, left to right, James Rossi, Richard Corbright, Robert Pforr, and Charles Hewitt. (Lower left) The pursuit team (center) receives the gold medals from N. R. Clark, president of the Bicycle Institute of America. Second place team was Uruguay, third place team was Argentine. (Lower right) Pat deCallibus USA, defeats Joan Canto in first heat of 1000 meter match race semi-finals before losing the next two to the Argentine.







THE UNITED STATES 1959 WOMEN'S PAN AMERICAN BASKETBALL TEAM—front row, kneeling, left to right—Katherine Washington, Carla Lowry, June Stewart, Lucille Davidson, Joyce Kite, and Patsy Neal. Standing, left to right—Manager Mickie Mickelsen, Evelyn Searles, Rita Harky, Glenda Nicholson, Joan Crawford, Carolyn Miller, Marsha Scaggin, and Coach Harley Redin. (Not on picture—Thelma Ivey.)

WOMEN'S BASKETBALL

Continued from page 248

ton, Miss., 58; Miss Miller of Palestine, Texas, 41, and Miss Washington, of Plainview, Texas, 38.

Trailing the US (8-0) in the tournament were Brazil (6-2), Chile (4-4), Canada (1-7) and Mexico (1-7).

Tennie McGhee of Nashville Business College, and the Chairman of the U. S. Olympic Women's Basketball Committee, and Laurine M. Mickelsen of Murray, Utah, were in charge of arrangements for the US team.

***1959 NATIONAL AAU WOMEN'S BASKETBALL CHAMPIONSHIPS**

Mar. 29—Apr. 3, St. Joseph, Mo.

*Designated as official U. S. Pan American Team Trials.

Championship Game Results

Wayland, Tex., Flying Queens	42
Nashville Business College	39

Third Place Playoff

Iowa Wesleyan	51
Omaha Conoco Oil Enterprises	34

Consolation Final

Northwestern A. & M.	54
Atlanta Sports Arena Blues	34

Team Personnel Selected

From Wayland, Tex. (Baptist College)—Hutchinson Flying Queens—Joyce Ann Kite, Carla Lowry, Carolyn Joyce Miller, Patsy Elizabeth Neal, Barbara Joan Searles, Marsha Lynn Scaggin, and Katherine Washington.

From Nashville Business College—Joan Audrey Crawford, and Nera Dyson White.

From Iowa Wesleyan College—Sandra Jeanne Fisher, and Thelma Ivey.

From Texas Drexell Quilts—Evelyn Mary Searles.

Alternates

Alberta Lee Cox, Kansas City Guy's Gals; Lucille Davidson and Edith Marie Keaton, Raytown, Mo. Smith Pants; Glenda D. Nicholson, Iowa Wesleyan; Thelma Guy Ivey, Clarendon Junior College.

Miss Cox was forced to withdraw from competition, replaced by Miss Ivey, Miss Nicholson, and Miss Davidson to complete 14-member squad at Pan American Games; Later, Miss White did not report for the Games.

PAN AMERICAN GAMES BASKETBALL SUMMARIES

FINAL TEAM STANDINGS IN WOMEN'S BASKETBALL

Place and Team	W	L	Pts	TP	OP
1 UNITED STATES	8	0	16	482	305
2 Brazil	6	2	12	510	391
3 Chile	4	4	8	388	386
4 Canada*	1	7	2	299	437
5 Mexico*	1	7	2	316	476

* Final ranking based on point differential in games involving those teams.

SCORES OF ALL GAMES PLAYED IN DOUBLE ROUND ROBIN

First Round

August 28

United States—45	Brazil—43
Canada—46	Mexico—43

August 29

Chile—57	Canada—28
Brazil—78	Mexico—40

August 30

United States—70	Mexico—36
Brazil—58	Chile—56

August 31

Brazil—78	Canada—50
United States—55	Chile—38

September 1

Chile—39	Mexico—34
United States—53	Canada—39

Second Round

September 2

United States—64	Brazil—48
Mexico—37	Canada—35

September 3

Chile—47	Canada—30
Brazil—81	Mexico—46

September 4

United States—64	Mexico—32
Brazil—67	Chile—47

September 5

Brazil—57	Canada—43
United States—66	Chile—41

September 6

Chile—63	Mexico—48
United States—65	Canada—28

Official Box Scores on Following Page

LEADING SCORES IN DOUBLE ROUND ROBIN

Players	FGM	FTM	PTS
Irene Velasquez, CHI	50	47	147
Ismenia Pouchard, CHI	38	38	114
Maria de Campos, BR	38	21	97
RITA J. HORKY, USA	39	17	95
JOAN A. CRAWFORD, USA	32	27	91
J. Bonton, BR	24	27	79
JOYCE A. KITE, USA	22	15	59
CARLA LOWRY, USA	26	6	58
Maria Cardoso, BR	24	7	55
Mary Currie, CAN	14	23	51
Zoe Shephard, CAN	17	16	50
Delfina Lorenzo, MEX	18	7	43
Nesci Ramos, BR	16	11	43

SINGLE GAME SCORING HIGHS

	Pts.
Ismenia Pouchard, Chile (11 fg, 7 ft.)	29
Field Goals	
Ismenia Pouchard, Chile	11
Free Throws	
Irene Velasquez, Chile	12

SCORING STATISTICS FOR UNITED STATES PLAYERS

	G	*FGA	FGM	FTA	FTM	PF	PTS
Rita Jean Horky	8	39	24	17	5	95	
J. A. Crawford	8	32	45	27	13	91	
J. Ann Kite	8	22	19	15	11	59	
Carla Lowry	8	26	12	6	12	58	
C. Joyce Miller	8	16	18	9	13	41	
J.K. Washington	8	15	15	8	19	38	
G. D. Nicholson	8	11	9	4	9	28	
Patsy E. Neal	8	9	10	4	6	26	
Lucille Davidson	8	7	8	4	7	20	
B. June Stewart	5	5	4	4	1	12	
M. L. Scaggin	6	3	2	1	4	5	
E. May Searles	7	2	1	2	4	4	
Thelma G. Ivey	0	0	0	0	0	0	
Nera D. White (did not play)	0	0	0	0	0	0	

* No statistics available

UNITED STATES BOX SCORES
1959 PAN AMERICAN GAMES

Legend

G—games played
FGA—field goals attempted
FGM—field goals made
FTA—free throws attempted
FTM—free throws made
PF—personal fouls
PTS—total points scored
W—won L—lost
TP—total team points
OP—total opponent team points

(All games played at Oak Park High School, Chicago)

Box Score — Game No. 1
August 28

UNITED STATES	FGM	FTA	FTM	PF	PTS
Miller	2	4	3	4	8
Neal	1	2	2	3	4
Crawford	2	14	7	4	11
Kite	3	5	4	1	10
Harky	1	0	0	2	2
Washington	1	3	2	4	4
Lowry	2	2	1	1	5
Scaggin	0	0	0	2	0
Davidson	0	1	1	1	1
Nicholson	0	0	1	1	0
Stewart	0	0	0	0	0
Searles	0	0	0	0	0
TOTALS	12	31	21	21	45
BRAZIL	FGM	FTA	FTM	PF	PTS
Campos	8	2	1	5	17
Alvarez	3	1	0	3	7
Benton	1	8	3	4	5
Bizzaro	1	1	1	2	3
Nepomuceno	1	0	0	2	2
Kompanon	0	3	2	5	2
Cardoso M.	1	0	0	0	2
Ramos	1	0	0	0	2
Kanawati	0	0	0	0	0
Ulbrich	2	2	2	3	6
Cardoso, G.	1	0	0	2	2
Bezani	0	0	0	0	0
TOTALS	17	16	9	25	43

OFFICIALS: K. MacPherson and E. Alvarez.
HALFTIME SCORE: USA 20, BRAZIL 19

Box Score — Game No. 5
August 30

UNITED STATES	FGM	FTA	FTM	PF	PTS
Miller	4	2	1	2	9
Neal	1	0	0	1	2
Crawford	8	0	0	3	16
Kite	3	0	0	2	6
Harky	6	4	2	0	14
Washington	0	2	1	1	1
Lowry	4	0	0	0	8
Scaggin	0	1	1	0	1
Davidson	3	2	2	3	8
Nicholson	1	0	0	0	2
Stewart	0	0	0	1	0
Searles	1	1	1	2	3
TOTALS	31	12	8	14	70
MEXICO	FGM	FTA	FTM	PF	PTS
Nolasco	1	0	0	1	2
Lorenzo	4	2	1	3	9
Gonzalez	1	2	1	5	3
Almanza	0	0	0	0	0
Rodriguez	2	0	0	1	4
Chio	1	2	2	1	4
Rios	0	3	1	0	1
Zavala	1	2	0	1	2
Garcia	1	0	0	2	2
Patino	0	1	1	1	1
Guzman	2	2	2	2	6
Vazquez	0	0	0	0	0
TOTALS	13	18	10	14	36

HALFTIME SCORE: USA 32, MEXICO 16

Box Score — Game No. 8
August 31

UNITED STATES	FGM	FTA	FTM	PF	PTS
Kite	2	7	4	1	8
Harky	3	5	5	2	11
Washington	1	2	2	3	4
Lowry	3	3	3	2	9
Miller	0	1	0	3	0
Neal	0	1	1	3	1
Crawford	5	3	2	1	12
Scaggin	0	0	0	0	0
Davidson	1	0	0	0	2
Nicholson	2	2	2	0	6
Stewart	0	3	2	4	2
Searles	0	2	0	1	0
TOTALS	17	29	21	20	55
CHILE	FGM	FTA	FTM	PF	PTS
Pouchard	4	5	5	3	13
Velosquez	4	10	6	5	14
Clavaria	1	4	2	4	4
Silva	0	0	0	0	0
Currenta	0	1	0	0	0
Valenzuia	1	4	2	4	4
Villalobos	0	0	0	2	0
Boisset	0	3	1	2	1
TOTALS	11	27	16	21	36

OFFICIALS: MacPherson and Mercado.
HALFTIME SCORE: USA 37, CHILE 14

Box Score — Game No. 10
September 1

UNITED STATES	FGM	FTA	FTM	PF	PTS
Miller	3	2	0	0	6
Harky	10	3	1	1	21
Kite	4	1	1	4	9
Lowry	1	3	1	2	3
Washington	3	1	0	1	6
Neal	2	0	0	1	4
Crawford	0	4	3	1	3
Davidson	0	1	1	4	1
Nicholson	0	0	0	2	0
TOTALS	23	15	7	17	53
CANADA	FGM	FTA	FTM	PF	PTS
Hall	1	0	0	2	2
Shephard	0	2	2	1	2
Waddell	3	3	3	4	9
Jenkin	0	0	0	1	0
Tapley	1	2	0	1	2
Lawson	3	4	4	1	10
Fier	1	0	0	1	2
McDonald	0	1	0	0	0
McDermott	0	0	0	0	0
Currie	4	4	2	3	10
TOTALS	14	16	11	14	39

OFFICIALS: Alvarez and Mercado.
HALFTIME SCORE: USA 26; CANADA 14

Box Score — Game No. 11
September 5

UNITED STATES	FGM	FTA	FTM	PF	PTS
Miller	4	5	3	1	11
Kite	2	4	4	1	8
Harky	4	0	0	0	8
Washington	4	1	1	4	9
Lowry	4	2	0	3	8
Neal	1	2	1	0	3
Crawford	6	6	3	2	15
Davidson	0	3	2	0	2
Nicholson	0	0	0	1	0
Searles	0	2	0	0	0
TOTALS	25	25	14	12	66
BRAZIL	FGM	FTA	FTM	PF	PTS
Alvarez	1	0	0	4	2
Benton	2	1	1	4	5
Campos	6	4	4	3	16
Cardoso, M.	4	1	0	4	8
Ulbrich	1	1	0	2	2
Marques	0	0	0	0	0
Kanawati	4	0	0	0	8
Nepomuceno	0	0	0	3	0
Cardoso, G.	2	0	0	2	4
Ramos	0	0	0	1	0
TOTALS	20	10	8	23	48

OFFICIALS: Moran and Alvarez.
HALFTIME SCORE: USA 27, BRAZIL 23

Box Score — Game No. 15
September 4, 1959

UNITED STATES	FGM	FTA	FTM	PF	PTS
Miller	1	3	2	0	4
Lowry	4	0	0	1	8
Kite	2	1	1	2	5
Harky	7	0	0	0	14
Washington	0	0	0	0	0
Neal	1	0	0	0	2
Crawford	4	6	5	0	13
Scaggin	0	2	2	0	2
Davidson	0	4	2	0	1
Nicholson	3	3	2	2	8
Stewart	0	2	2	0	2
Searles	0	0	0	0	0
TOTALS	24	24	16	5	64
MEXICO	FGM	FTA	FTM	PF	PTS
Lorenzo	1	0	0	0	2
Rios	2	0	0	2	4
Gonzalez	3	5	4	4	10
Patino	1	1	1	1	3
Guzman	0	0	0	2	0
Nolasco	0	0	0	2	0
Almanza	1	0	0	0	2
Garcia	0	0	0	0	0
Rodriquez	0	2	0	3	0
Zavala	0	0	0	0	0
Vazquez	0	0	0	1	0
Chio	1	2	1	3	11
TOTALS	13	10	6	18	32

HALFTIME SCORE: USA 42; MEXICO 13

Box Score — Game No. 18
September 5

UNITED STATES	FGM	FTA	FTM	PF	PTS
Miller	2	2	1	2	4
Kite	4	0	0	2	8
Harky	7	5	5	2	17
Washington	3	2	1	3	7
Lowry	3	0	0	0	10
Crawford	5	5	3	2	13
Davidson	0	3	2	0	2
Scaggin	0	1	0	1	0
Nicholson	2	0	0	3	4
Searles	0	0	0	0	0
TOTALS	26	23	14	14	66
CHILE	FGM	FTA	FTM	PF	PTS
Velasquez	9	2	1	2	19
Currenta	1	0	0	2	2
Villalobos	1	0	0	4	2
Boisset	0	0	0	3	0
Breitenstein	1	0	0	4	1
Pouchard	5	6	6	3	16
Clavaria	0	2	1	2	1
TOTALS	16	14	9	18	41

OFFICIALS: Moran and Alvarez.
HALFTIME SCORE: USA 36; CHILE 20

Box Score — Game No. 20
September 6

UNITED STATES	FGM	FTA	FTM	PF	PTS
Miller	0	0	0	0	0
Kite	2	1	0	2	5
Harky	3	3	2	0	8
Crawford	3	7	4	1	8
Washington	3	2	1	2	7
Neal	3	2	2	1	10
Lowry	3	2	1	2	7
Davidson	1	2	2	1	4
Scaggin	2	2	1	1	5
Nicholson	3	2	1	0	7
Stewart	1	1	1	4	3
Searles	1	2	2	0	4
TOTALS	23	28	19	12	65
CANADA	FGM	FTA	FTM	PF	PTS
Hall	1	0	0	0	2
Lawson	3	2	1	0	7
Shephard	0	0	0	0	0
Tapley	2	1	1	4	5
Currie	0	3	3	5	3
McDermott	2	6	4	3	8
McDonald	1	0	0	2	2
Campbell	0	0	0	0	0
Fier	0	1	1	0	1
Jenkin	0	0	0	0	0
TOTALS	9	13	10	22	28

HALFTIME SCORE: USA 29; CANADA 15

Four Gold Medals Best Showing Ever For U. S. A. In Pan American Boxing Competition

BOXING provided one of the closest competitions in the Pan American Games with the United States reaping a greater harvest of gold medals than ever before.

Led by Vince Shomo, a hard-hitting New York light welterweight, the US won four of the 10 championships and took two seconds and one third in the five-day tournament in Chicago's Northwest Armory. The favored Argentines proved as tough as usual, earning three gold medals and five silver.

BOXING

Brazil, Chile and Venezuela, also noted for their pugilistic prowess, fared well in the exciting tournament. Brazil captured two gold medals, one silver and three bronze prizes. Chile scored a first and two thirds. Venezuela came up with one runner-up and two third-placers.

There were 81 entries from 15 countries with the USA, Argentina and Brazil the only nations with full 10-man squads.

* * *

The US maintained its steady improvement in the third of the hemispheric Games. In the inaugural tournament at Buenos Aires, the Argentines swept eight championships. The best the USA could do was four bronze medals.

In 1955 at Mexico City, the US stepped up the pace, winning three of the 10 titles and earning two seconds and two thirds. Argentina, however, continued to dominate boxing by annexing four gold medals, two silvers and one bronze.

The pendulum finally swung over to the US in the last two fights of the program at Chicago. Victories over Argentina in the light heavyweight and heavyweight finals gave the Americans a three-to-one margin over the Argentines in the face-to-face combat in the finals. That was the decisive factor.

But for a controversial decision in the featherweight windup, coach Ed McGinn's team might have captured five titles to equal the record of the fabulous 1952 Olympic squad.

* * *

In that one, Charley Brawn, a 20-year-old marine from Cincinnati, piled up a good margin in the first two rounds, only to lose by split decision to Argentine's Carlos Aro in the 125-pound final. A storm of boos greeted the verdict.

"I don't know how they took it away from Brawn," said coach McGinn of Philadelphia.

* * *

The US winners were Shomo, a kayo conqueror in all of his bouts, in the 139-pound class; Wilbert McClure of Toledo University, in the 156-pound light middleweight division; light heavyweight (178 pounds) Amos Johnson, a marine from Stockton, Calif., and heavyweight Allen Hudson, a soldier from Glen Cove, N. Y.

Bobby Foster, an Airman 2/C from York, Pa., was outpointed by Abrao de Souza of Brazil in the middleweight (165 pound) final. Pete Spanakos of Brooklyn took third in the bantamweight division (119 pounds).

The other winners were flyweight (112 pounds) Miguel Botta of Argentina; bantamweight (119 pounds) Waldo Claudiano of Brazil; lightweight (132 pounds) Abel Laudonio of Argentina, and Alfredo Cornejo of Chile, in the welterweight (148 pounds) class.

Shomo completed his knockout parade by stopping Luis Aranda of Argentina in 2:38 of the first round. The ringside physician ordered the bout halted after the Argentine suffered a deep cut over his left eye.

McClure, a slender six-footer, relied on stiff jabs and fast combinations to outpoint stocky Jose Burgos of Venezuela in a close bout.

Johnson, a left-hander, led all the way to outpoint Argentina's Rafael Gargiulo in a lively scrap for the light heavyweight crown.

* * *

In the big windup of the two nights of championship finals, Hudson, a 6-foot-2, 183-pounder, clinched the heavyweight title with a slashing body attack in the final round against Argentina's 17-year-old Eduardo Corletti.

Flyweight Heiji Shimabakura of Honolulu and Idaho College finished fourth in the 112-pound division. He was forced to default the fight-off for third place because of medical reasons. Pete Spanakos took third in the

Continued on page 260


Campbell


Brown


Foster


Harrison


Hudson


Johnson


McClure


Shimabakura


Shomo





Swift McGinn

BOXING

Continued from page 259

bantamweight class when his opponent was unable to appear for similar reasons.

Lightweight Harry Campbell, a soldier from Detroit, drew a first-round bye and then was outpointed in the quarter-final by the eventual champion, Argentina's Abel Loudonio.

Welterweight Dean Harrison, an Airman 1/C from Aberdeen, Wash., also drew a first-round bye and then was stopped by Venezuela's Enrique Tovar, a stiff puncher, in 1:40 of the first round.

* * *

The team was picked on the basis of tryouts at the University of Wisconsin, April 28-30. The boxers assembled at the Great Lakes Naval Training Center on Aug. 1 for conditioning and workouts under McGinn and manager Charles Swift of the Air Force.

THE UNITED STATES 1959 PAN AMERICAN BOXING TEAM—front row, kneeling, left to right—Dean Harrison (148); Vince Shoma (139), Brian O'Shea (132), Pedro Spanakos (119), and Heiji Shimabakura (112). Standing, left to right—Manager Charles Swift, Wilbert McClure (156), Bobby Foster (165), Ames Johnson (178), and Allen Hudson (heavyweight). Coach Ed McGinn.

SUMMARIES—1959 U. S. PAN AMERICAN BOXING TRIALS

Held in University of Wisconsin Fieldhouse, Apr. 28-29-30
Madison, Wisconsin

112.2 Lbs. Flyweight Division

Quarter Finals—Ramon Rosales, El Paso, Tex. (Marines) drew bye. Heiji Shimabakura, Norwalk, Calif. (NCAA—College of Idaho) won over Thomas Mollo, Brooklyn, N.Y. (Eastern regional) by TKO (2) 2-1. Jerry Hernandez, Albuquerque, N.M. (Air Force) defeated Antonio Salazar, Chicago, Ill. (Chicago CYO) 3-0. James Jackson, Minneapolis, Minn. (Western regional) drew bye.

Semi-Finals—Shimabakura defeated Rosales 3-0. Smith decisioned Jackson 2-1.

Finals—Shimabakura decisioned Smith 3-0. Third place awarded to Rosales (defeated by champion in semi-finals).

118.8 Lbs. Bantamweight Division

Quarter-Finals—Jesus C. Jaimes, Memphis, Tenn. (Navy) decisioned Frederick Griffin, Toledo, Ohio (Air Force) 3-0. Pedro Spanakos, Bayonne, N.J. (Eastern regional) decisioned John Carnglia, Sonoma, Ohio (Air Force) 3-0. Norman Chambers, Satsuma, Fla. (Army) decisioned Alexander Gomez, Chicago, Ill. (Chicago CYO) 3-0. Robert Tisell, Philadelphia, Pa. (Army) decisioned Ronald Hoffmann, Northfield, Minneapolis, Minn. (Western regional) 3-1.

Semi-Finals—Spanakos won over James by TKO 2:27 of second round. Chambers decisioned Tisell 3-0.

Finals—Spanakos decisioned Chambers 3-0. Third place awarded to James (defeated by champion in semi-finals.)

125.4 Lbs. Featherweight Division

Quarter Finals—Ray Hayne, Columbus, Ohio (AAU) won over Nick Spanakos, New York, N.Y. (Eastern regional), bout stopped 0:36 of second round. Jerry Cooper, Fort Worth, Tex. (Air Force) defeated Philadelphia, Pa. (Army) decisioned Bill E. Dixon, Fort Mills, S.C. (Navy) 3-0. Ernest Watson, Salt Lake City, Utah (Western regional) won over Willie Thomas, San Antonio, Tex. (Air Force) by referee's decision 2:00 of third round. Those advancing out were Charles Brown, Cincinnati, Ohio (Marines) decisioned Mel Gonzales, Chicago, Ill. (Chicago CYO) 3-0.

Semi-Finals—Hayne decisioned Littles, 2-1. Brown won over Cooper by TKO (2) 2:00.

Finals—Brown decisioned Hayne 2-1. Third place awarded to McEwen (defeated by champion in semi-finals).

132 Lbs. Lightweight Division

Quarter-Finals—Harry Campbell, Detroit, Mich. (Army) drew bye. Woody Marcos, Philadelphia, Pa. (Navy) won over Jim Lee, Navy TKO over Nelson Vega, Jr., Brooklyn, N.Y. (AAU Parade), 2:36, first round. Carl Cash, New York, N.Y. (Eastern regional) won over O'Shea, East Chicago, Ill. (AAU), decisioned Carmen Sciabbiba, Butler, Pa. (Marines) 3-0.

Semi-Finals—Campbell decisioned Marcos, 2-1. O'Shea decisioned Cash 3-0.

Finals—O'Shea won by default when Campbell's cut eye in semi-finals prevented further advancement. Third place awarded to Cash (defeated by champion in semi-finals).

139.7 Lbs. Light Welterweight Division

Quarter-Finals—Vince Shoma, Baltimore, Md. (Navy) decisioned Thomas Cooper, Baltimore, Md. (Western regional) 3-0. Ed Sanchez, Chicago, Ill. (Chicago CYO) won over Ralph Tortorello, Jr., Niagara Falls, N.Y. (Navy) decisioned Alexander Lee, Buffalo, N.Y. (Marines) 2-1. Vincent Shoma, New York, N.Y. (Eastern regional) decisioned Leslie Jones, Detroit, Baltimore, Md. (Navy) 3-0. Alfred Santiago, Waialua, Oahu, T.H. (Air Force) won over Richard Richardson, Jr., Richmond, Richardson 2-1. Vince Shoma was won Santiago by TKO, 0:36 of first round.

Finals—Shoma won over Carlo by TKO, 1:00 of second round. Third place awarded to Santiago (defeated by champion in semi-finals).

147.4 Lbs. Welterweight Division

Quarter-Finals—Richard Gilford, Youngstown, Ohio (Marines) decisioned Leon Hall, St. Thomasville, Georgia (Air Force) 3-0. Dean Harrison, Aberdeen, Wash. (Navy) drew bye. Dean Harrison, Aberdeen, Wash. (Air Force) won over Ernest Lee, Chicago, Ill. (Chicago CYO) by TKO in 2:45 of second round. Harold Richardson, New York, N.Y. (Eastern regional) drew bye.

Semi-Finals—Gilford won over Weiner by TKO, 1:06 of second round. Harrison won over Richardson by TKO in 2:40 of third round.

Finals—Harrison decisioned Gilford 3-1. Third place awarded to Richardson (defeated by champion in semi-finals).

156.2 Lbs. Light Middleweight Division

Quarter-Finals—Wilbert McClure, Toledo, Ohio (Air Force) won over Jerry Hernandez, Albuquerque, N.M. (Air Force) 3-0. George Mendez, Washington, D.C. (Air Force) drew bye. Deloach Grant, Seattle, Wash. (Navy) decisioned Jerry Cooper, Fort Worth, Jamaica, N.Y. (Marines) 3-0. Terence Smith, Jamaica, N.Y. (Eastern regional) drew bye. Deloach Grant, Jamaica, N.Y. (Marines) 3-0. Terence Smith, Jamaica, N.Y. (Eastern regional) drew bye. Deloach Grant, Jamaica, N.Y. (Marines) 3-0. Terence Smith, Jamaica, N.Y. (Eastern regional) drew bye.

Semi-Finals—McClure won over McCarkle by TKO 0:52 of second round. Smith decisioned Grant 3-0.

Finals—McClure decisioned Smith 3-0. Third place awarded McCarkle (defeated by champion in semi-finals).

165 Lbs. Middleweight Division

Quarter-Finals—Bobby Foster, York, Pa. (Air Force won over Jimmy McQueen, Elyria, Ohio (AAU) TKO 1:04 of third round. James Floyd, Sacramento, Calif. (NCAA—Sacramento State) decisioned Sergeant Lewis, Marines 3-0. Lewis Mason, Detroit, Mich. (Marines) won over Robert Conard, Dallas, Tex. (Army) by TKO 1:50 of second round. Bob Christopherson, Minneapolis, Minn. (Western regional) decisioned Carl Miner (New York, N.Y.) (Eastern regional) 3-0.

Semi-Finals—Foster won by default from Floyd when latter's cut eye prevented further advancement in bouts. Christopherson decisioned Mason 3-1.

Finals—Foster won over Christopherson by TKO 2:08 of second round. Third place awarded to Mason (Floyd's default effected change).

178.2 Lbs. Light Heavyweight Division

Quarter-Finals—James Jackson, Baltimore, Md. (Navy) decisioned Ronald Williams, Milwaukee, Wisconsin, (Chicago CYO) 3-0. Stanley Cary, Louisville, Ky. (AAU) won over LeRoy Jones, Jr., Memphis, Tenn. (Marines) by TKO, 1:42 of second round. Ames Johnson, Stockton, Calif. (Air Force) won over Lee Bartel, Brooklyn, N.Y. (NCAA—Long Island). Jose Stella decisioned Richard Allen, Little Rock, Ark. (Navy) 3-0.

Semi-Finals—Cary decisioned Jackson 3-0. A. Johnson won over Bartel by TKO 2:39 of first round. Stella decisioned Clay 2-1. Third place awarded to Bartel (defeated by champion in semi-finals).

Heavyweight (over 178 Lbs.) Division

Quarter-Finals—All entrants drew bye.

Semi-Finals—James Jones, Gary, Ind. (Western regional) won over Jones, Stocker, Flint, Mich. (Marines) decisioned by TKO 0:56 of first round. Allen Hudson, Syracuse, N.Y. (Army) won over Ray Loosen, Alexandria, La. (Navy) by TKO, 0:22 of second round.

Finals—Hudson won over Jones by TKO 2:55 of second round. Third place awarded Loosen (defeated by champion in semi-finals).

Entries

Qualifying group	Total
National Collegiate 4	U. S. Navy 9
National Collegiate 4	Eastern Regional ... 8
United States Army 7	Western Regional ... 8
U. S. Air Force 8	Chicago CYO 8
U. S. Marine Corps 10	
Totals	66

Placement on Squad

Qualifying Group	Ch	Al.	T
Army	2	1	3
National Coll.	2	1	3
U. S. Navy	1	1	2
U. S. Air Force	1	1	2
U. S. Marine Corps	2	2	4
U. S. Navy	1	1	2
Eastern regional	2	0	2
Western regional	1	1	2
Chicago CYO	0	0	0
	10	10	20

Attendance at Eliminations

		Total
Apr. 28 afternoon	12 boots	525
Apr. 28 evening	14 boots	2,314
Apr. 29 evening	*19 boots	2,732
Apr. 30 evening	* 9 boots	1,758
Totals		7,329

*One bout cancelled because injury forced competitor to default.

OFFICIAL SUMMARIES — BOXING — 1959 PAN AMERICAN GAMES

FINAL RANKINGS
FLYWEIGHT CLASS — 112 LBS.

Place	Name of Contestant	Representing
1	Miguel A. Botto	Argentina
2	Jose Neves	Brazil
3	Tito Blanco	Venezuela
4	HEIJI SHIMABAKURA	UNITED STATES

Summaries of Bouts at Northwest Armory
Preliminary Round, Monday, Aug. 31

Heiji Shimabakura, USA, stopped Jon Ramon Arroyo, Puerto Rico, by TKO (2:43 of 2nd round), Jose Neves, Brazil, stopped Fabian Esquivel, Mexico, by TKO (2:00 of 1st round), Tito Armando, Blanco, Venezuela, knocked out Reinaldo Sequel, Chile (0:56 of 1st round), Miguel Angel Botto, Argentine, decisioned Reinaldo Julius Martinillo, Dominican Republic, NOTE—F. Celpi of Cuba was entered but withdrew.

Semi-Finals, Wednesday, Sept. 2

Neves decisioned Shimabakura. Botto decisioned Blanco.

Finals, Thursday, Sept. 3

Botto decisioned Neves. Third place awarded to Blanco when Shimabakura defaulted an order of medical authorities.

FINAL RANKINGS
BANTAMWEIGHT CLASS — 118.8 LBS.

Place	Name of Contestant	Representing
1	Waldo Claudiano	Brazil
2	Carlos Canete	Argentine
3	PETROS SPANAKOS	UNITED STATES
4	Luis Moreno	Venezuela

Summaries of Bouts at Northwest Armory
Preliminary Round, Monday, Aug. 31

Hector Diaz, Dominican Republic, decisioned Antion Perez, Nicaragua, Byes drawn by Sergio Bustos, Chile; Luis Moreno, Venezuela; Carlos Carnete, Argentina; Waldemire Claudiano, Brazil; Alphonse Chabot, Canada; Lorenzo Palacios, Mexico; Petros Spanakos, United States. NOTE—Bengaga of Cuba and L. Figueroa of Puerto Rico were entered but withdrew.

Quarter-Finals, Tuesday, Sept. 1

Canete decisioned Moreno. Claudiano knocked out Robles (2:11 of 1st round), Claudiano decisioned Chabot, Spanakos stopped Palacios by TKO (2:44 of 2nd round).

Semi-Finals, Wednesday, Sept. 2

Canete decisioned Spanakos. Claudiano decisioned Spanakos.

Finals, Friday, Sept. 4

Claudiano decisioned Carnete. Third place —awarded to Spanakos when latter was injured by Moreno.

FINAL RANKINGS
FEATHERWEIGHT CLASS — 125.4 LBS.

Place	Name of Contestant	Representing
1	Carlos Ares	Argentine
2	CHARLES BROWN	UNITED STATES
3	Mario Gaviria	Chile
4	Enrique Garmary	Cuba

Summaries of Bouts at Northwest Armory
Preliminary Round, Monday, Aug. 31

Rafael Navarro, Puerto Rico, decisioned Jean Rodriguez, Mexico, Byes drawn by Mario Gaviria, Chile; Epifano Fana, Dominican Republic; Carlos Alberto Ares, Argentine; Enrique Garmary, Cuba; Gabriela Mancini, Canada; Jose DeCruz, Brazil; Charles Brown, United States. NOTE—H. Lasso, Panama, entered but did not compete.

Quarter-Finals, Tuesday, Sept. 1

Garate decisioned Navarro. Ares knocked out Fana (2:44 of 1st round), Garmary decisioned Mancini, Brown decisioned DeCruz.

Semi-Finals, Wednesday, Sept. 2

Ares decisioned Garate. Brown stopped Garmary by TKO (2nd round).

Finals, Thursday, Sept. 3

Ares decisioned Brown. Third place awarded to Garate on default by Garmary through medical rejection.

FINAL RANKINGS
LIGHTWEIGHT CLASS — 132 LBS.

Place	Name of Contestant	Representing
1	Abel Loudonio	Argentine
2	Gualberto Gutierrez	Uruguay
3	Mario Romero	Venezuela
4	Julio Blanco	Nicaragua

Summaries of Bouts at Northwest Armory
Preliminary Round, Monday, Aug. 31

Luis Silva, Chile, decisioned Ruben Munoz, Mexico, Gualberto Gutierrez, Uruguay, decisioned Raoul Sanrizon, Canada, Byes drawn by Julio Blanco, Nicaragua; Luis Rivera, Puerto Rico; Mario Romero, Venezuela; Emilio de Lima, Brazil; Abel Loudonio, Argentine; Harry Campbell, United States.

Quarter-Finals, Monday, Aug. 31

Blanco decisioned Rivera. Romero decisioned De Lima. Loudonio decisioned Campbell. Gualberto Gutierrez, Uruguay, decisioned Silva.

Semi-Finals, Wednesday, Sept. 2

Gutierrez decisioned Blanco. Laudonio decisioned Romero.

Finals, Friday, Sept. 4

Laudonio decisioned Gutierrez. Third place —Romero decisioned Blanco.

FINAL RANKINGS
LIGHT WELTERWEIGHT CLASS — 140 LBS.

Place	Name of Contestant	Representing
1	VINCENT J. SHOMO	UNITED STATES
2	Luis Aranda	Argentine
3	Humberto Dip	Mexico
4	Francisco Sanchez	Dominican Repub.

Summaries of Bouts at Northwest Armory
Preliminary Round, Monday, Aug. 31

Vincent Shomo, United States, knocked out Reginaldo Correia, Chile (2:10 1st round), Jorge Salomao, Brazil, decisioned Benita Lasso, Panama, Byes drawn by Humberto Dip, Mexico; Daniel Berrios, Puerto Rico; Francisco Sanchez, Dominican Republic; Luis Aranda, Venezuela; Luis Ramon Aranda, Argentine; Roberto Alphonso, Cuba.

Quarter-Finals, Monday, Aug. 31

Shomo won over Berrios by TKO, referee when latter was rejected by medical examiner. Dip decisioned Ramon. Sanchez decisioned Bravo. Aranda decisioned Alphonso.

Semi-Finals, Wednesday, Sept. 2

Shomo stopped Dip by TKO (1:26 1st round), Aranda decisioned Sanchez.

Finals, Thursday, Sept. 3

Shomo stopped Aranda by TKO (2:28 of 1st round). Third place—Dip won by default over Sanchez when latter was rejected by medical examiner.

FINAL RANKINGS
WELTERWEIGHT CLASS — 147.4 LBS.

Place	Name of Contestant	Representing
1	Alfredo Cornejo	Chile
2	Aurelio Gonzales	Argentine
3	Manuel Alves	Brazil
4	Enrique Tovar	Venezuela

Summaries of Bouts at Northwest Armory
Preliminary Round, Monday, Aug. 31

Manuel Alves, Brazil, decisioned Francisco Marshall, Panama, when latter was disqualified for holding (2:09 of 2nd round). Byes drawn by Aurelio Gonzales, Argentine; David Ruben Mas, Uruguay; Tovar, Venezuela; Dean Harrison, United States; Alfredo Cornejo, Chile; Juan Ramon Hernandez, Puerto Rico; and Jose Leon, Nicaragua.

Quarter-Finals, Monday, Aug. 31

Gonzales decisioned Mas. Tovar stopped Harrison by TKO (1:40 1st round), Cornejo decisioned Hernandez. Alves decisioned Leon.

Semi-Finals, Wednesday, Sept. 2

Gonzales decisioned Alves. Cornejo decisioned Tovar.

Finals, Friday, Sept. 4

Cornejo decisioned Gonzales. Third place —Alves won default by Tovar.

FINAL RANKINGS
LIGHT MIDDLEWEIGHT — 156 LBS.

Place	Name of Contestant	Representing
1	WILBERT McCLURE	UNITED STATES
2	Jose Burgos	Venezuela
3	Helio Crescencio	Brazil
4	Ruben Ortiz	Uruguay

Summaries of Bouts at Northwest Armory
Preliminaries, Monday, Aug. 31

Jose Burgos, Venezuela, decisioned Gorman Hernandez, Puerto Rico, Byes drawn by Raul Gomez, Argentine; Ruben Ortiz, Uruguay; Anivel Rodriguez, Dominican Republic; Wilbert McClure, United States; Helio Crescencio, Brazil; Ramon Sile, Cuba; Federico Payan, Mexico.

Quarter-Finals, Monday, Aug. 31

Ortiz decisioned Rodriguez. Burgos knocked out Rodriguez (1:44 of 1st round), Crescencio decisioned Sile. Burgos decisioned Payan.

Semi-Finals, Wednesday, Sept. 2

Burgos decisioned Ortiz. McClure decisioned Crescencio.

Finals, Thursday, Sept. 3

McClure decisioned Burgos. Third place— Crescencio decisioned Ortiz.

FINAL RANKINGS
MIDDLEWEIGHT CLASS — 165 LBS.

Place	Name of Contestant	Representing
1	Abrao de Souza	Brazil
2	BOBBY FOSTER	UNITED STATES
3	Carl Crawford	British Guiana
4	Raphael Toro Lugo	Venezuela

Summaries of Bouts at Northwest Armory
Quarter-Finals, Tuesday, Sept. 1

Bobby Foster, United States, stopped Alberto da Zoonz, Argentine, by TKO (2nd round). Carl Crawford, British Guiana, decisioned Robert Pina, Canada, Byes drawn by Abrao de Souza, Brazil; Raphael Toro Lugo, Venezuela; and Abrao de Souza at Brazil.

Semi-Finals, Wednesday, Sept. 2

de Souza stopped Lugo by TKO (2:03 of 2nd round). Foster stopped Crawford by TKO (1:53 of 3rd round).

Finals, Friday, Sept. 4

de Souza decisioned Foster. Third place— Crawford decisioned Lugo.

FINAL RANKINGS
LIGHT HEAVYWEIGHT CLASS — 178 LBS.

Place	Name of Contestant	Representing
1	AMOS JOHNSON	UNITED STATES
2	Rafael Gregoja	Argentine
3	Carlos Lucas	Chile
4	Ignas Lindamour	Canada

Summaries of Bouts at Northwest Armory
Quarter-Finals, Monday, Aug. 31

Rafael Gregoja, Argentina, decisioned Reinalto Smdela, Uruguay, Ignaz Lindmaser, Canada, decisioned Jose Rosa Leite, Brazil, Carlos Lucas, Chile, knocked out Marcelino Diaz, Dominican Republic, (1:27 of 1st round, Ames Johnson, United States drew bye.

Semi-Finals, Wednesday, Sept. 2

Johnson decisioned Lucas, Gargiulo decisioned Lindmaser.

Finals, Thursday, Sept. 3

Johnson decisioned Gregoja. Third place— Lucas decisioned Lindmaser.

FINAL RANKINGS
HEAVYWEIGHT CLASS — OVER 178 LBS.

Place	Name of Contestant	Representing
1	ALLEN HUDSON	UNITED STATES
2	Eduardo Carletti	Argentine
3	Jurandy Nicolino	Brazil
4	Edgardo Lopez	Chile

Summaries of Bouts at Northwest Armory
Quarter-Finals, Monday, Aug. 31

(Only entries)—Allen Hudson, United States, knocked out Jurandy Nicolino, Brazil (1:55 of 2nd round. Eduardo Carletti, Argentine, stopped Edgardo Lopez, Chile (2:00 of 2nd round).

Semi-Finals, Wednesday, Sept. 2

Hudson decisioned Carletti.

Nicolino decisioned Lopez.

Victory In 4000 Meter Pursuit Race Provided U. S. A. With Its First Cycling Gold Medal

THE United States entered its largest team in the Pan American cycling championships and surprised the South Americans as well as the US by scoring its first victory.

Not only did the American riders capture the gold medal for the 4,000 meter team pursuit race but they took two silver medals for second in 1,000 meter events and lost another gold medal by disqualification.

It was a major achievement for the US which failed to gain any medals in 1951 and 1955 in this South American-dominated sport.

In 1951 the US sent only three riders to Buenos Aires and entered only four in 1955 at Mexico City. For 1959 the US had a rounded team of



16, gathered from a field of 92 in the trials at Chicago, July 29-Aug. 2.

In five events—three individual and two team affairs—the US earned the following positions:

4,000-METER TEAM PURSUIT—A first-place finish by the quartet of Richard Cortright, Charles Hewitt, Robert Plarr and James Rossi.

1,000-METER TIME TRIALS—A victory by Allen C. Bell which was disallowed following a Brazilian protest that he had been pushed illegally by the starter. Brazil's Anezio Argentoo was moved up to first and David Staub of Daly City, Calif., was advanced from third to second.

1,000-METER SPRINT MATCH SERIES—Jack Disney of Monravia, Calif., second to Argentina's Juan Canto.

114-MILE ROAD RACE—A fifth place by the trio of Bob Tetzlaff, Joseph Becker and George Van Meter, with Tetzlaff sixth in the good time of 4:33:45.0, Becker 12th at 4:35:00.3 and Van Meter 14th in 4:35:00.5. The individual title went to Argentina's Ricardo Senn, a last-minute substitute for ailing Antonio Alexandre. Senn also led the Argentines to the team victory (20 points on first, ninth and tenth places).

*

Senn was the star of the sport, earning two gold medals in the road race, a third in the team pursuit and a third in the 1,000-meter time trials.

In the road race, Senn and the next four finishers almost finished in a dead heat. Only 1.4 seconds separated the first five, and only fourtenths of a second split the first three. Francisco Lozano of Mexico was twotenths of a second behind the leader and Rene Zeceia of Uruguay trailed Lozano by another two-tenths of a second.

The first three averaged 24.70 miles an hour—a terrific speed for the gruelling test on the driveways of Lincoln Park.

Argentina captured major honors with three firsts and three thirds. The US was next with a gold medal and two silvers.

In the 4,000, the US led for 12 laps with the heavily favored Uruguay quartet close behind. Then the US, paced by Jim Rossi of Chicago, spurted to a quarter-lap lead—the event-

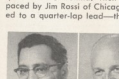
Brillando *McAdams*

ual margin of victory. The winning time was 4:52.6. Uruguay was clocked in 4:57.0. Argentina defeated Venezuela in the race for third and fourth places.

The US was unbeaten in this team competition, despite only two weeks of working together. In the first round time trial, the US won in 4:50.1 with Uruguay second in 4:50.2. In the first semi-final, the US defeated Argentina on a time of 4:48.2, fastest of the competition.

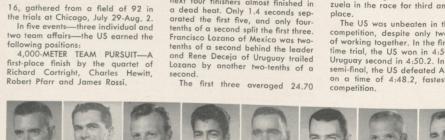
Becker Bell Cortright DeCollibus Disney Dodd Hartman Hewitt


Hiltner O'Rourke Pfarr Pfeifer Rossi Staub Tetzlaff Van Meter

In the 1,000 sprint, Disney, a 29-year-old veteran of the 1955 Games and 1956 Olympics, swept through three rounds to the final with Juan Canto. The Argentine edged Disney in straight heats in the two fastest rides of the series, :11.8 and :11.9. Another Argentine, Carlos Vasquez, won over Pat DeCollibus of Buffalo, N. Y., for the third-place medal in straight heats of :12.4 and :13.1.

DeCollibus, a 20-year-old, gave Canto, the eventual winner, a terrific battle in the semi-final. Pat took the first heat but Canto won the next two in :12.1 and :12.0. Disney whipped Vasquez in the other semi-final in straight heats, :12.3 and :12.2.

In the 1,000-meter time trials, Bell, a 1956 Olympian from Somerville, N. J., posted the fastest time of the field of 19—1:12.2. Anezio Argentaoo of Brazil was next in 1:12.3 and David Staub, a 19-year-old collegian, was third in 1:12.4. Ricardo Senn was fourth in 1:13.0.

Brazilian officials protested that Bell had been given an illegal push by the starter and the American was disqualified, e n a l i n g Argentaoo, Staub, and Senn to move up to the 1-2-3 positions.

Other members of the American squad included Bernard Dodd, Quincy, Mass.; Jack Hartman, Los Gatos, Ill.; Mike Hiltner, Palisades, Calif.; Tom O'Rourke, Detroit and Stephen Pfeifer, San Francisco.

Ernest H. McAdams of New York was the team manager and Frank Brilando, a two-time Olympian and Pan American competitor in 1951 from Niles, Ill., was the team coach. George L. Thorpe of San Francisco was the Chairman of the U. S. Olympic Cycling Committee.

OFFICIAL SUMMARIES — CYCLING — 1959 PAN AMERICAN GAMES

FINAL RESULTS
1000 METER TIME TRIALS

Tuesday, Sept. 3 — Gately Stadium

Place	Contestant and Nation	Time
1	Anezio Argentoo, Brazil	1:12.3
2	DAVID STAUB, UNITED STATES	1:12.4
3	Ricardo Senn, Argentina	1:13.0
4	A. Velazquez, Uruguay	1:13.1
5	Mauricio Mata, Mexico	1:13.7
	Tied with	
	Frederico Cortes, Argentina	1:13.7

Other Placings

7	Franco Cuciani, Venezuela	1:14.9
8	Carlos Gonzales, Guatemala	1:15.1
9	Roberto Barbosa, Brazil	1:15.2
10	E. Puertollano, Uruguay	1:15.3
11	Francisco Mata, Venezuela	1:15.8
12	Alfred Marcos, Canada	1:15.9
13	Colin Steele, Canada	1:16.1
14	Luis Macina, Mexico	1:16.4
15	Desmond Hackett, West Indies	1:17.2
16	Stuard Winney, Canada	1:18.1
17	Manuel Arana, Guatemala	1:19.2
18	Luis Delgado, Cuba	1:19.8
19	Reinaldo Pasoira, Cuba	1:20.1

NOTE—ALLEN C. BELL, UNITED STATES, had best time at 1:12.0 but was disqualified by action of Cycling delegates as a result of protests that he had been pushed at the start of the race.

FINAL RESULTS
4000 METER TEAM PURSUIT

Wednesday, Sept. 2 — Gately Stadium

Place	Nation and Personnel
1	UNITED STATES (Richard Cortright, Charles Hewitt, Robert Plarr, James Rossi)
2	Uruguay (A. C. Velasquez, R. H. Rodino, J. Timon, E. Puertollano, H. Placeres)
3	Argentina (R. Senn, A. Alexandre, H. Acosta, F. Cortes)
4	Venezuela (B. Amoda, F. J. Mata, D. A. Rivas, F. Cociani, A. Montilla, R. Garonjo)

Results of Final Matches, Sept. 2

For 1st and 2nd places:
United States (4:52.6) defeated Uruguay (4:57.0)

For 3rd and 4th places:
Argentina (4:49.5) defeated Venezuela (4:52.6)

Results of Semi-Finals, Sept. 2

United States (4:48.2) defeated Argentina (4:49.5)

Uruguay (4:50.7) defeated Venezuela (4:52.2)

Results of Quarter-Finals, Tuesday Sept. 1

United States drew bye when Cuba withdrew.
Uruguay eliminated Canada in lap 8.
Argentina eliminated Brazil in lap 12.
Argentina (4:49.1) defeated Mexico (4:52.7).

Results of First Round Time Trials
September 1

1	United States	4:50.1
2	Uruguay	4:50.2
3	Venezuela	4:54.6
4	Argentina	4:54.7
5	Mexico	4:55.7
6	Brazil	5:01.6
7	Canada	5:09.9
8	Cuba	5:20.0

FINAL RESULTS
1000 METERS SPRINT MATCH SERIES

Thursday, September 3 — Gately Stadium

Place	Contestant and Nation
1	Juan Canto, Argentina
2	JACK DISNEY, UNITED STATES
3	Carlos Vasquez, Argentina
4	PAT DE COLLIBUS, UNITED STATES

Results of Final Matches, September 3

For 1st and 2nd place:
Canto won over Disney in straight heats in the two fastest rides of the series, 11.8 and 11.9.

For 3rd and 4th place:
Vasquez won over DeCollibus in straight heats, 12.4 and 13.1.

Results of Semi-Final Matches, Sept. 3

Disney won over Vasquez in straight heats, 12.3 and 12.2.

Canto lost to DeCollibus in first heat but won next two, 12.1 and 12.0.

Results of Quarter-Finals, Wednesday, September 2

Jack Disney, USA, defeated Lennox Norris, West Indies, in straight heats, 12.4 and 12.5.

Carlos Vasquez, ARG, defeated Anezio Argentoo, BRZ, in straight heats, 12.5 and 12.3.

Juan Canto, ARG, defeated Guy Marin, CAN, in straight heats, 12.1 and 12.4.

Pat DeCollibus, USA, defeated A. Dominguez, URU, by disqualification in first heat and victory in second heat 12.8.

Results First Round Match Race Series
September 2

Heat 1—won by Jack Disney, USA, 12.9. 2—Jose Tellez, MEX. 3—Reinaldo Pasoira, CUB.

Heat 2—won by Luis Delgado, CUB, 12.9. 2—F. J. Mata, VEN. 3—Lennox Morris, WIF.

Heat 3—won by Anezio Argentoo, BRZ, 12.1. 2—Carlos Vasquez, ARG. 3—Gabriel Ruisanches, MEX.

Heat 4—won by A. Daminguez, URU, 12.5. 2—Guy Marin, CAN. 3—Desmond Hackett, WIF.

Heat 5—won by Pat DeCollibus, USA, on bye when Roberto Barbosa, BRZ, withdrew.

Heat 6—won by Juan Canto, ARG, 12.5. 2—Alfred Marcos, CAN.

First Repechage — September 2

Heat 1—won by Hackett, WIF, 13.2, 2—Tellez, MEX. 3—Pasoira, CUB.

Heat 2—won by Marin, CAN, 12.3. 2—Ruisanches, MEX.

Heat 3—won by Marcus, CAN, 12.5. 2—Delgado, CUB.

Heat 4—won by Vasquez, ARG, 12.2. 2—Mata, VEN.

Second Repechage — September 2

Heat 1—won by Vasquez, ARG, 12.4. 2—Marcus, CAN.

Heat 2—won by Marin, CAN, 12.2. 2—Hackett, WIF.

FINAL TEAM STANDINGS
114 MILE ROAD RACE

Sunday, Sept. 5 — Over Drive, Chicago

Place	Nation and Personnel	Points
1	ARGENTINE (Ricardo Senn, Hector Acosta, and Carlos Vazquez)	20
2	MEXICO (Francisco Lozano, Filiberto Hernandez, and Jacinto Brito)	23*
3	URUGUAY (Rene Decoja, Walter Moyano, and Rodolfo Rodino)	23
4	VENEZUELA (Benigno Amado, Domingo Rivas, Antonio Montilla)	31
5	UNITED STATES (ROBERT TETZLAFF, JOSEPH BECKER, AND GEORGE VAN METER)	42

No other full teams finished.
* Won toss for medals.

FINAL RESULTS
INDIVIDUAL STANDINGS — ROAD RACE

Place	Contestant and Nation	Time
1	Ricardo Senn, Argentine	4:32:52.0
2	Francisco Lozano, Mexico	4:32:52.2
3	Rene Decoja, Uruguay	4:32:52.4
4	Benigno Amado, Venezuela	4:32:53.2
5	Filiberto Marcardo, Mexico	4:32:53.4
6	ROBERT TETZLAFF, UNITED STATES	4:33:45.0

Other Placings

7	Walter Moyano, Uruguay	4:33:45.1
8	Domingo Rivas, Venezuela	4:33:45.2
9	Hector Acosta, Argentine	4:35:00.0
10	Carlos Vasquez, Argentine	4:35:00.1
11	Guy Marin, Canada	4:35:00.2
12	JOSEPH BECKER, UNITED STATES	4:35:00.3
13	Rodolfo Rodino, Uruguay	4:35:00.4
14	GEORGE VAN METER, UNITED STATES	4:35:00.5
15	Carlos Celis, Guatemala	4:35:00.6
16	Jacinto Brito, Canada	4:35:00.7
17	M. Roman, Argentine	4:35:00.8
18	M. G. Francescutti, Canada	4:35:00.9
19	Antonio Montilla, Venezuela	4:36:00.0

No other individual placings finished.

OFFICIAL SUMMARIES—1959 U. S. PAN AMERICAN CYCLING TRIALS

FIRST ROUND MATCHES
1000 METER MATCH SPRINT
Pan American Velodrome, Chicago, Ill.
Thursday, July 30, 1959

Preliminary Heats

Heat No. 1—won by Bob Tetzlaff, Los Angeles, 13.3; Bob Sebo, Park Ridge, Ill.; Kurt Nasper, Indianapolis, Ind.

Heat No. 2—won by Dan Zardoni, Chicago, Ill.; Jim Mike Leitch, Kenosha, Wis.; Albert Eisentraut, Chicago, Ill.

Heat No. 3—Pat De Collibus, Buffalo, N.Y., 12.9; Dave Shaw, Pacific Palisades, Calif.; Peter Rich, Berkeley, Calif.

Heat No. 4—won by James Rossi, Chicago, Ill., 12.2; John Butterfield, Long Beach, Calif.; Ed Burgher, Chicago, Ill.

Heat No. 5—won by Richard Cartright, Buffalo, N.Y., 13.7; David Bleze, Speedway, Ind.; Richard King, Brighton, Mass.

Heat No. 6—won by Peter Bahl, San Carlos, Calif., 12.6; Jim Ramsey, Cranford, N.J.; Henry Meyer, Kansas City, Mo.

Heat No. 7—won by Mathew Taylor, Woodhaven, N.Y., 13.0; Michael Hillmer, Redondo Beach, Calif.; James Thomson, Chicago, Ill.

Heat No. 8—won by Jack Disney, Hacienda, Calif., no time given; Jack E. Hartman, Los Gatos, Calif.; Ralph Schwartz, Chicago, Ill.

Heat No. 9—won by Walt Goetz, Ridgewood, N.J., 12.1; Robert Ayres, Santa Monica, Calif.; Reuben Chapman, Sterling, Ill.

Heat No. 10—won by Bob Kenna, Van Nuys, Calif., 13.1; Wilbert T. Byrd, Chicago, Ill.

Heat No. 11—won by Ray Castillaux, Buffalo, N.Y., 12.9; Bob Trevan, Detroit, Mich.

Repechage

Heat No. 1—won by Nasper, 13.2; Sebo, Leitch.
Heat No. 2—won by Rich, 12.7; Sharpe, Eisentraut.
Heat No. 3—won by E. Rudolph, 12.6; Butterfield, King.
Heat No. 4—won by Bleze, 13.3; Pilley, Meyer.
Heat No. 5—won by Hillmer, 13.3; Chapman, Thomson.
Heat No. 6—won by G. Rudolph, 13.4; Zebrasin, Trevaret, Boyd.

Second Round Preliminary Heats

Heat No. 1—won by Tetzlaff, 12.2; Nasper, Rossi.
Heat No. 2—won by Zardoni, 12.7; Burgher, Rich.
Heat No. 3—won by DeCollibus, 12.5; E. Rudolph, 10-day Castillaux; Kubica, N. Y., 5:04.4.
Heat No. 3—won by Castillaux, 13.9; Hillmer, Bleze.
Heat No. 4—won by Bahl, 12.6; E. Rudolph, Hillmer.
Heat No. 5—won by Disney, 14.0; Taylor, Woodhaven, N. Y., 4:08.8.
Heat No. 6—won by Goetz, 12.6; Kenna.

Quarter-Finals

Heat No. 1—won by Disney, 12.2; Rossi.
Heat No. 2—won by Bahl, 13.2; Goetz.
Heat No. 3—won by Zardoni, 12.9; Tetzlaff.
Heat No. 4—won by Castillaux, 13.9; Castillaux.

Semi-Finals

Heat No. 1—won by Disney, 12.3; Bahl.
Heat No. 2—won by DeCollibus, 12.9; Castillaux.

Finals

Disney won over DeCollibus in straight heats.

SECOND ROUND MATCHES
1000 METER MATCH SPRINT
Friday, July 31, 1959
Preliminary Heats

Heat No. 1—won by Cartright, 13.6; Jerry Fleer, Kenosha, Wis.
Heat No. 2—won by Zardoni, 13.4; G. Rudolph, Zardoni.
Heat No. 3—won by E. Rudolph, 12.4; Thomson, Sharpe.
Heat No. 4—won by DeCollibus, 13.1; King, Bahl.
Heat No. 5—won by Goetz, 13.0; Pilley, Taylor.
Heat No. 6—won by Rossi, 13.1; Sebo, Franz Berghammer, Corona Del Mar, Calif.
Heat No. 7—won by Boyd, 12.6; Meyer, Kenna.

Repechage

Heat No. 1—won by Zardoni, 12.7; Fleer, Leitch.
Heat No. 2—won by Sharpe, 12.7; Thomson, G. Rudolph.
Heat No. 3—won by Pilley, 12.8; Bahl, Kin.
Heat No. 4—won by Taylor, 13.0; Berghammer.
Heat No. 5—won by Kenna, 13.4; Sebo.

Second Round Preliminary Heats

(Fastest 2 over the last 200 meters to qualify)
Heat No. 1—won by Zardoni, 13.3; Cartright, 13.4.
Heat No. 2—Sharp, 12.6; Rudolph, 12.4.
Heat No. 3—Pflug, 12.6; E. Rudolph, 12.4.
Heat No. 4—won by DeCollibus, 12.7; Taylor, 12.8.
Heat No. 5—won by Bleze, 12.4; Goetz, 12.6.
Heat No. 6—won by Kenna, 12.3; Boyd, 12.5.

Semi-Finals

Heat No. 1—won by Zardoni, 12.6; Goetz.
Heat No. 2—won by Bleze, 12.5; Kenna.
Heat No. 3—won by DeCollibus, 12.3; E. Rudolph.
Heat No. 4—won by Sharp, 12.7; Pflug.

Semi-Finals

Heat No. 1—won by Boyd, 12.8; Zardoni.
Heat No. 2—won by DeCollibus, 12.4; Sharp.

Finals

DeCollibus won in straights heats over Boyd, 13.2 and 12.9.

FINAL RESULTS
4000 METER TEAM PURSUIT

(NOTE—Teams of four riders each were started but the individual times of each rider were taken to qualify them for the Pan American Squad).

Final rankings on best times: 1—Charles Hewitt, Lake Bluff, Ill., 4:52.3; James Rossi, Chicago, Ill.; Dan Zardoni, Chicago, Ill.; Richard Cartright, Buffalo, N.Y., 4:52.5; 2—Jack Hartman, Los Gatos, Calif., 5:00.6; 3—Steve Pfeffer, San Francisco, Calif., 5:01.2 (Hartman, John Butterfield, Long Beach, Calif., in special race); 4—Peter Bahl, San Carlos, Calif., 5:01.3; 5—Peter Rich, Berkeley, Calif., 5:01.4; 6—Peter Bahl, San Carlos, Calif., 5:01.6; 10-day Castillaux, Buffalo, N. Y., 5:04.4; 11—Bernard Dodd, Quincy, Mass., 5:04.4; 12—Bob Trevan, Detroit, Mich., 5:04.6; 13—Albert Eisentraut, Kittyewood, Ill., 5:08.6; 14—Mathew Taylor, Woodhaven, N. Y., 4:08.8; 15—William Pflug, Cranford, N. J., 5:08.2; 16—Edward Bulatich, Northbrook, Ill., 5:09.6; 17—Don Zardoni, Chicago, Ill.; 18—Robert Fleer, Berkeley, Calif., 5:10.0; 19—Mike Leitch, Kenosha, Wis., 5:12.3; 20—David Sharpe, Pacific Palisades, Calif., 5:15.4; 21—Bob Kenna, Van Nuys, Calif., 5:11.6; 22—Franz Berghammer, Corona Del Mar, Calif., 5:30.2; 23—Ralph Schwartz, Chicago, Ill., 5:49.0; 24—Jerry O'Rourke, Detroit, Mich., 5:49.0.

NOTE—Jack Disney, (5:00.6), Dave Staub (5:01.8), Pat DeCollibus (5:05.8), and Allen Bell (5:08.4) also competed as part of a pursuit team but, since these men already had qualified for the squad in another event, their times were not counted).

FIRST ROUND—96 MILE ROAD RACE
Outer Drive, Chicago, Ill.
Saturday, August 1, 1959

Won by Bob Tetzlaff, Los Angeles, Calif., 4:14.39.6. 2—Bernard Dodd, Quincy, Mass. 3—Tom Matthews, Chicago, Ill. 4—Richard Cartright, Buffalo, Calif. 5—Joseph Becker, St. Louis, Mo. 6—Ehrhard Normann, St. Louis, Mo. 7—Albert Eisentraut, Chicago, Ill. 8—Bob Best, San Francisco, Calif. 9—George Van Nater, St. Louis, Mo. 10—Jack Disney, Hacienda, Calif. 11—Franz Berghammer, Berghammer, Walt Goetz, Michael Breen, Chuck Nasser, Zahrasken, Walt, Bane, Lange, Koenig, Young, Freund, Segar, and Castillaux.

SECOND ROUND—96 MILE ROAD RACE
Sunday, August 2, 1959

Won by Becker, 2—Van Nater, 3—Normann 4—Bob Tetzlaff, Los Angeles, Calif. 5—Matthews 6—Eisentraut, 7—Richard Cartright, Buffalo, Calif. 8—Bleze, Burgess, Bruce Jones, Smith, Ellis, Best, Augustine, Lange, Olsen, Yard, Segar, Eisentraut, and Berghammer.

FIRST ROUND
1000 METER TIME TRIALS
Pan American Velodrome, Chicago, Ill.
Wednesday, July 29, 1959

Won by Allen Bell, Somerville, N. J., 1:12.6. 2—Richard Cartright, Buffalo, N. Y., 1:13.4. 3—Peter Rich, Berkeley, Calif., 1:14.0. 4—Jerry Fleer, Chester, Mass., formerly, Pacific Palisades, Calif., 1:14.2. 5—Bernard Dodd, Quincy, Mass., 1:14.3. 6—Robert Fleer, Kenosha, Wis., 1:14.9. 7—Jack Butterfield, Long Beach, Calif., 1:15.0. 8—Ray Castillaux, Buffalo, N. Y., 1:15.6. 9—Albert Eisentraut, Chicago, Ill., 1:15.7. 10—Pat DeCollibus, Buffalo, N. Y., 1:15.8. 11—Peter Bahl, Berkeley, Calif., 1:15.8. 12—Mike Hillmer, Pacific Palisades, Calif., 1:15.9. 14—Peter Bahl, San Carlos, Calif., 1:16.0. 15—Jerry O'Rourke, Detroit, Mich., 1:16.3. 16—Eddie Bulatich, Northbrook, Ill., 1:16.6. 17—Robert Trevanen, Detroit, Mich., 1:16.9. 18—Gerald Rudolph, Northbrook, Ill., 1:17.2. 19—Walter Gratz, Bridgeport, Conn., 1:17.5. 20—Jack Disney, Hacienda, Calif., 1:18.7. 20—Don Zardoni, Chicago, Ill., 1:18.7. 20—Matt Taylor, Woodhaven, N. Y., 1:17.7. 23—William Pflug, Cranford, N. J., 1:18.9. Zaw Mike Leitch, Kenosha, Wis., 1:18.7. 25—Bob Kenna, Van Nuys, Calif., 1:20.0. 26—Ralph Schwartz, Park Ridge, Ill., 1:20.2. 26—Karl Nasser, Indianapolis, Ind., 1:20.2. 28—Don Spencer, Chicago, Ill., 1:20.3. 29—Bill Boyd, Chicago, Ill., 1:20.7. 30—Richard Woolsey, Kenosha, Wis., 1:21.2. 31—Jim Smith, Detroit, Mich., 1:21.3. 32—Jim Ramsey, Cranford, N. J., 1:21.5. 33—Jim Thomson, Chicago, Ill., 1:23.4. 34—James O'Day, Oaklawn, Ill., 1:24.4. 35—James Ross, Bridgeport, Mass., 1:24.9. 36—Jerry Chapman, Sterling, Ill., 1:25.1. 37—John Mankey, Chicago, Ill., 1:27.7. 38—Bob Ayres, Santa Monica, Calif., 1:28.3. 39—Henry Meyer, Kansas City, Mo., 1:29.0.

SECOND ROUND
1000 METER TIME TRIALS
Saturday, July 30, 1959

Won by David Staub, 1:13.1. 2—James Rossi, Chicago, Ill., 1:13.3. 3—Richard Cartright, Buffalo, N. Y., 1:13.4. 4—Charles Hewett, Lake Bluff, Ill., 1:14.4. 5—Pat DeCollibus, Buffalo, N. Y., 1:14.5. 6—Peter Bahl, San Carlos, Calif., 1:14.6. 7—Bernard Dodd, Quincy, Mass., 1:15.7. 10—Steve Pfeffer, 1:15.8. 11—Jim O'Rourke, 1:15.9. 12—Jack Hartman, Los Angeles, Calif., 1:15.9. 13—John Butterfield, 1:16.2. 14—Albert Eisentraut, Chicago, Ill., 1:16.4. 15—Matt Taylor, 1:17.6. 16—Peter Rich, Berkeley, Calif., 1:17.8. 17—William Pflug, 1:18.2. 18—Mike Hillmer, 1:18.9. 19—Don Zardoni, 1:19.1. 20—David Bleze, 1:19.3. 21—Walter Gratz, 1:19.5. 22—Lars Segar, Chicago, Ill., 1:19.6. 23—Jack Disney, Hacienda, Calif., 1:19.7. 24—Albert Eisentraut, Kittyewood, Ill., Kenna, 1:20.0. 26—Bob Sebo, 1:20.0. 27—Mike Leitch, 1:20.4. 28—Dirk Ring, 1:20.5. 29—Jim Thomson, 1:24.2. 30—Reuben Chapman, 1:24.7. 31—Richard Woolsey, Kenosha, Wis., 1:27.9. 32—Robert Ayres, Santa Monica, Calif., 1:29.2. 33—Jon Manley, Chicago, Ill., 1:29.5.

Trish Galvin Is First Woman to Win Gold Medal In U. S. A. Dominated Equestrian Tests

INTENSIVE preparation paid off for the United States in the equestrian championships of the Pan American Games. For the first time the Americans dominated the competition and for the first time a woman won a gold medal.

The honor of being the first of her sex to earn a gold medal went to Trish Galvin, a 20-year-old international from Santa Barbara, Calif. Miss Galvin won the difficult Dressage event—another American first—and with two other women, Jessica Newberry of Croton-on-Hudson, N. Y., and Karen McIntosh of Bedford Village, N. Y., finished second in team Dressage to Chile's experienced cavalrymen.

In addition to the individual Dressage, the US won the first two medals in the individual Three-Day Event, took second place to Canada in the team Three-Day and captured the final championship of the Games, the Prix des Nations for jumping. Michael Page, a 20-year-old from Briarcliff Manor, N. Y., won the Three-Day with J. Michael Plumb of New York second.

Miss Galvin scored 1,070 points in the morning and 1,143 points in the afternoon for a winning total of 2,213 in the Dressage, finishing ahead of three Chilean cavalry officers. Miss Newberry, aboard Forscrat, scored 836 points and Miss McIntosh, aboard Scipio, scored 802 points, in the morning. Neither made the afternoon ride-off.

Only the first four qualified for the ride-off, Miss Galvin and the three Chileans. Capt. Jose Mela was second with 2,011 points followed by Maj. Cesar Mendoza, 1,870 and Maj. Jose Larrain, 1,870.

Chile won the team prize with 2,810 points with the US second with 2,708 and Venezuela third with 2,168.

* * *

Dressage is the most exacting of the equestrian events. The riders must put their horses through an intricate series of maneuvers without speaking any commands or visibly moving their body. Orders to the horses are communicated by subtle pressure. Usually only experienced riders and seasoned cavalrymen compete in this event.

The Three-Day Event consists of dressage, cross country and stadium jumping. Page, who had been training in Europe, won aboard Grasshopper with a three-day total of minus 27.8. Plumb, a 19-year-old six-footer aboard Markham, was second with minus 50.27 and Canada's Norman Elder, riding Prince Maple, was third on minus 80.27.

William Haggard of Nashville, Tenn., was ninth aboard Bold Minstrela with minus 275.42, while Olympian Walter Staley, of Mexico, Mo., was eliminated when his mount, Sebastian, became exhausted and failed to finish the cross country run.

The team championship is determined on the scores of the three best riders. Canada won with a total of minus 274.40 to minus 348.49 for the US. Haggard lost too many points in dressage to make up the difference when Sebastian failed.

EQUESTRIAN

With four experienced international-ists in the Prix des Nations, the US won easily with a low of 32 faults to 59 for Brazil and 80 for Chile.

* * *

The jumping took place in Soldier Field over a course of 700 yards, including 17 obstacles. The US quartet was comprised of Hugh Wiley of Towson, Md., aboard Nautical; Bill Steinkraus of Westport, Conn., aboard Riviera Wonder; George Morris of New Canaan, Conn., aboard Night Owl, and Frank Chapot of Wallpack, N. J., aboard Tally Ho.

After scoring 24 faults in the morning round, the US foursome closed with a brilliant exhibition and only

Continued on page 266



BASEBALL

Continued from page 242

zuela, the US lost to Puerto Rico, 9-5, but edged Cuba, 3-2, for the third place medals.

A tough break may have cost the US the game with Venezuela and possibly the championship. Leading 2-1 in the eighth inning, the US forfeited its advantage when center fielder Tyrone Cline of Clemson fell backwards after catching a towering fly hit by Bill Traconis with a runner on first.

The ball squirted out of Cline's glove and rolled to the fence. Traconis circled the bases behind Damaso Blanco. The US was handicapped by the loss of its hardest pitcher, Tom Orton of Valparaiso U., who suffered a sprained ankle in the fourth inning.

Puerto Rico beat the Americans, 9-5, in the next game on a ninth-inning grand slam homer by Reinaldo Vasquez.

The USA defeated Cuba, 3-2, on a 10th inning error by second baseman Pedro Carvajal. Carvajal's wild throw to first base permitted the tying and winning runs to score.

Venezuela beat Puerto Rico for the championship, 6-2, on the six-hit pitching of Luis Palaver.

* * *

The US team was picked by a selection committee after players from all sections of the country had been recommended to the committee. Because of the July deadline, 17 of the 18 players came from the colleges. John H. Kobs of Michigan State was the coach and J. Kyle Anderson of Chicago U. was the manager.

OFFICIAL SUMMARIES — EQUESTRIAN
1959 PAN AMERICAN GAMES

FINAL RESULTS — GRAND PRIX DE DRESSAGE
Wednesday, September 2 — Oak Brook Polo Club

Place	Nation and Personnel	Points
1	Chile (Capt. Jose Melo, Maj. Cesar Mendoza, and Maj. Jose Larrain)	2810
2	UNITED STATES (PATRICIA GALVIN, JESSICA NEWBERRY, KAREN McINTOSH)	2708
3	Venezuela (Eloy Anzola, Carlos Fahrenberg, and Luis Villegas)	2168

No other full teams competed.

Individual Standings

Place	Contestant and Nation	Mount	AM	PM	Total
1	PATRICIA GALVIN, UNITED STATES	BATH PATRICK	1070—1143		—2213
2	Capt. Jose Melo, Chile	Viarreggio	963—1048		—2011
3	Maj. Cesar Mendoza, Chile	Cahete	925— 945		—1870
4	Maj. Jose Larrain, Chile	Kamerera	922— 938		—1860
5	JESSICA NEWBERRY, UNITED STATES	Farscut	836—		— 836
6	KAREN McINTOSH, UNITED STATES	Scipio	802—		— 802
7	Helga Loufenstein, Canada	Oberda	741—		— 741
8	Eloy Anzola, Venezuela	Partagas	735—		— 735
9	Carlos Fahrenberg, Venezuela	Routen	718—		— 718
10	Luis Villegas, Venezuela	Aroure	715—		— 715

FINAL RESULTS — GRAND PRIX DES NATIONS
Monday, Sept. 7, Soldier Field (Closing Ceremonies)

Place	Nation and Personnel	Morning Faults	Afternoon Faults	Total Faults	
1	UNITED STATES	24	8	32	
	Frank Chapot	8	4		
	Hugh Wiley	8	0		
	William Steinkraus	8	4		
	George Morris	ex	4		
2	Brazil	35	24	59	
	Capt. Francisco Rabelo	11	8		
	Antonio Carvalho	12	4		
	Maj. Renylda Ferreira	12	12		
	Nelson Pessoa	ex	ex		
3	Chile	40.75	40	80.75	
	Capt. Gaston Zuniga	9	12		
	Capt. Joaquin Larrain	12	12		
	Americo Simonetti	19.75	16		
	Lt. Col. Oscar Cruti	43.50	18.25		
4	Argentine	27.50	66.25	93.75	
	Lt. Jorge Oscar	8	12		
	Lt. Carlos Marcelli	8	ex		
	Maj. Carlos Dalla	11.50	12		
	Dr. Hugo Arrambide	12	42.25		
5	Venezuela	52.50	72.75	125.25	
	Maj. Jesse Rivas	12	8		
	Jesus Palacios	19.25	36.75		
	Carola Behrens	21.25	ex		
	Armando Godoy	26.75	28		

Score of best three of four riders in both morning and afternoon competition counted toward team total.
NOTE—No individual competition was held.

FINAL RESULTS — THREE DAY EVENT
Thursday thru Saturday, Sept. 3-4-5, Oak Brook Polo Club

Place	Nation	Dressage	Cross Country	Jumping	Overall Total	
1	Canada	—354.67	—189.60	—10.00	—274.40	
2	UNITED STATES	—317.34	+149.61	+64.75	—348.49	
3	Chile	—347.34	Eliminated	X	X	

Individual Standings

Place	Individual and Nation (Mount)	Dressage	Cross Country	Jumping	Overall Total
1	Michael Page, USA (Grasshopper)	— 88.00	+ 105.21	—40.00	— 22.80
2	Michael Plumb, USA (Markhan)	—130.66	+ 90.40	—10.00	— 50.27
3	Norman Elder, CAN (Prince Maple)	—130.67	+ 110.40	—60.00	— 80.27
4	Brian Herbinson, CAN (Pepper Knowes)	—125.33	+ 39.20	—00.00	— 86.13
5	Capt. Carlos Monasterio, ARG (Mesoneno)	—135.33	+ 56.40	—10.00	— 88.93
6	Tom Gayford, CAN (Royal Beaver)	—148.00	+ 40.00	—00.00	—108.00
7	James Elder, CAN (Gold Touch)	— 98.67	+ 14.00	—10.00	—122.67
8	Capt. Gaston Zuniga, CHI (Anacoreta)	—121.33	+ 38.40	—43.25	—126.18
9	William Haggard, USA (Bold Minstrel)	—214.67	+ 46.00	—14.75	—275.42
AC	Capt. Hernan Podesta, CHI (Barranca)	—130.67	— 40.00	Withdrew	X
AC	Capt. Arrendo, CHI (Cobre)	— 95.33	Eliminated	X	X
AC	WALTER STALEY, JR., USA (Sebastian)	— 98.67	Eliminated	X	X
AC	Capt. Joaquin Larrain, CHI (Peuma)	—140.00	Eliminated	X	X
AC	Maj. Pericles, BRZ (Artelsio)	—173.33	Eliminated	X	X
AC	Capt. Fonseca, BRZ (Moringa)	—182.67	Eliminated	X	X

NOTE—Team score each day determined on best three individual totals of team members.





UNITED STATES 1959 PAN AMERICAN EQUESTRIAN GOLD MEDAL WINNERS—(above), Patricia Galvin, center, takes victory stand for USA championship honors in the dressage event. Capt. Jose Mole of Chile, right, and Maj. Cesar Mendoza, also of Chile, left, were bronze and silver medal winners respectively. (lower)—Winner of the team jumping championship was this USA quartet. Left to right: William Steinkraus, Hugh Wiley, Frank Chapot, and George Morris.

EQUESTRIAN
Continued from page 265

eight faults. Wiley had a perfect ride, drawing an ovation for his faultless performance. The other three Americans had only four faults each. Since only the top three counted, that made for an exceptional score of eight.

There was no individual championship otherwise Wiley would have earned an easy victory with just eight faults. Chapot and Steinkraus had eight each in the morning. Morris was eliminated in the morning for dismounting before leaving the arena.

Sharing the honors with the riders were Whitney Stone of New York, the general manager of the team; Bartalan de Nemethy of Greenwich, Conn., the jumping team coach; Erich Bubbel of Santa Barbara, the Three-Day team coach; Richard Collins of Pebble Beach, Calif., the Three-Day team manager; Andrew Montgomery of Uno, Va., the Dressage team coach, and veterinarian Joseph O'Dea of Avon, N. Y.

Complete Sweep of Men's Division Honors Accomplished By United States Fencers

ENTERING a full team in Pan American fencing competition for the first time, the United States virtually monopolized the duelling in the 1959 Games.

The squad of 21—18 men and three women—also benefitted from the experiences of the American team which was host for 1958 world championships at Philadelphia.

"The biggest lesson learned there," said Pan American Captain Ralph Goldstein, "was that while we were on a par technically with the Europeans, they surpassed us when it came to physical condition and stamina."

"The physical condition of the team was superb and was an important factor contributing to the impressive results."

Condition, as well as performances in the 1958 and 1959 National championships, determined the selection of the US team.

* * *

Talent plus condition resulted in a grand slam of all of the men's championships—individual and team, in the foil, epee and sabre. The men also captured the silver and bronze medals in epee and sabre.

The women's foil title, however, was won by Mexico's Maria Del Pilar Roldan. The senorita dethroned Mrs. Maxine Mitchell, a 42-year-old housewife from Los Angeles. The Mexican star defeated Mrs. Mitchell, 4-2, in the final match for the title. Each had a 5-1 record going into the decisive bout. Mrs. Mitchell and Stella Espino de Sauer of Panama each had 5-2 records but the American won the silver medal on fewest touches (15 to 18) against her. Vivienne Sokol of New York was fourth with 4-3. Harriet King of New York (2-6) was eliminated in the preliminary pool.

While Mrs. Mitchell lost her title, Harold Goldsmith of New York retained his with a 7-1 record and led the US to the team foil title. Albert Axelrod (6-2) of New York was second and Joseph Paletta (5-3) of New Rochelle, N. Y., was third.

In the final team round robin, the US closed with a 3-0 record. Venezuela (1-2) was second and Canada (1-2) third. Besides Goldsmith, Axelrod and Paletta, the foil gold medalists included Gene Glazer, New York; Edwin Richards, Boston, and Lawrence Silverman, Chicago.







FENCING

Roland Wammack, the NCAA champion from the Naval Academy, won the epee crown with a 6-1 record. Teammate Mike Dasaro (4-3) of New York was second on least touches es and Alberto Balestrini (4-3) of Argentina third. Wammack swept his first six bouts, taking the clinching sixth over Balestrini, 5-1, in just 33

Continued on page 272

OFFICIAL SUMMARIES — FENCING — 1959 PAN AMERICAN GAMES

FINAL TEAM STANDINGS — MEN'S FOIL
Saturday, August 29
Naval Reserve Armory

Place	Nation	W	L	BW	TR
1	UNITED STATES	3	0	35	129
2	Venezuela	1	2	27	102
3	Canada	1	2	22	196
4	Chile	1	2	17	180

W—matches won. L—matches lost. BW—bouts won. TR—touches received.

Results of Final Round Matches
Saturday, August 29

United States—13 Chile—2
(Harold Goldsmith, USA, defeated Roberto Ivanyi, 5-0; Sergio Veyrac, 5-0; Edgardo Lattes, 5-1; Roberto Levy, 5-1; Joaquin Pena, USA, defeated Ivanyi, 5-1; Veyrago, 5-2; Lattes 5-4; Levy, 5-2; Gene Glazer, USA, defeated Ivanyi, 5-1; Veyrago, 5-2; Lattes, 5-2, but lost to Levy, 5-2. Albert Axelrod, USA, defeated Veyrago, 5-1; Lattes, 5-2, but lost to Ivanyi, 5-4 and Levy 5-3.)

Canada—9 Venezuela—7
United States—11 Venezuela—5
(Harold Goldsmith, USA, defeated Jose Gutierrez 5-1; Antonio Gomez 5-3; Jesus Grubor 5-0; Freddy Quintero 5-4. Glazer, USA, defeated Gutierrez 5-1; Grubor 5-4; Quintero 5-2, but lost to Gomez 5-3. Pena, USA, defeated Gutierrez 5-1; Gomez 5-3; but lost to Grubor 5-4 and Grubor 5-3. Axelrod, USA, defeated Gomez 5-2 and Quintero 5-4, but lost to Grubor 5-3 and Gutierrez 5-3.)

Chile—8* Canada—8
* Won on least touches.

Venezuela—10 Chile—6
United States—11 Canada—5
(Glazer, USA, defeated Joseph Paletta 5-2; Abbey Silverstone 5-2; and Carl Schwada 5-1, but lost to John Andru 5-4. Paletta, USA, defeated Andru 5-2; Vido 5-3; Silverstone 5-0, and Schwada 5-0. Goldsmith, USA, defeated Schwada 5-2, but lost to Silverstone 5-4; Andru 5-2; and Vido 5-4. Axelrod, USA, defeated Andru 5-2; Silverstone 5-0, and Schwada 5-3, but lost to Vido 5-4.)

Results of Preliminary Round Matches

Pool No. 1 — Friday, August 28

	W	L
Canada	3	0
Chile	2	1
Argentine	1	2
Mexico	0	3

Scores

Argentine—10 Mexico—7
Canada—11 Chile—5
Chile—10 Argentine—6
Canada—11 Mexico—5
Chile—9 Mexico—7
Canada—9 Argentine—5

Results of Preliminary Round Matches

Pool No. 2 — Friday, August 28

	W	L
United States	3	0
Venezuela*	1	2
Cuba	1	2
Uruguay	1	2

* Final ranking determined on bouts won and touches received: Venezuela won 21 bouts and had 188 touches; Cuba 21 and 191, Uruguay 17 and 192.

Scores

United States—13 Cuba—3
(Albert Axelrod, USA, defeated Miguel Olivella 5-4; Jose Peredo 5-0; Luis Morales 5-0, and Roberto Garcia 5-1. Joseph Paletta, USA, defeated Olivella 5-4, Peredo 5-0, Morales 5-4, and Garcia 5-0. Gene Glazer, USA, defeated Olivella 5-2, Morales 5-2, and Garcia 5-1, but lost to Peredo 5-3. Edwin Richard, USA, defeated Peredo 5-0 and Morales 5-2, but lost to Garcia 5-2 and Olivella 5-4.)

Venezuela—10 Uruguay—6
United States—13 Uruguay—3
(Lawrence Silverman, USA, defeated Victor Scarponi 5-2; Hermes Olascoaga 5-1, and Teodoro Galliardi 5-0, but lost to Juan Palacino 5-1. Harold Goldsmith, USA, defeated Palacino 5-1, Scarponi 5-4, and Olascoaga 5-2, but lost to Galliardi 5-4. Joseph Paletta, USA, defeated Palacino 5-0, Scarponi 5-4, Olascoaga 5-2, and Galliardi 5-1. Albert Axelrod, USA, defeated Palacino 5-4, Scarponi 5-2, and Olascoaga 5-1, but lost to Galliardi 5-3.)

Cuba—18 Venezuela—6
Uruguay—8* Cuba—8*
United States—11 Venezuela—5
(Edwin Richards, USA, defeated Roberto Rora 5-4, but lost to Jesus Grubor 5-3; Freddy Quintero 5-2; and Antonio Gomez 5-3. Lawrence Silverman, USA, defeated Grubor 5-0 and Cabrera 5-1 but lost to Quintero 5-0 and Gomez 5-4. Harold Goldsmith, USA, defeated Grubor 5-4; Cabrera 5-3; Quintero 5-3, and Gomez 5-3. Gene Glazer, USA, defeated Grubor 5-2, Cabrera 5-4, Quintero 5-4, and Gomez 5-3.)

* Uruguay won on least number of touches.

UNITED STATES INDIVIDUAL RECORDS
TEAM bouts

Fencer	W	L	Final W	Final L	Total
Paletta	6	0	10	1	2
Goldsmith	7	1	9	3	16
Glazer	7	1	9	3	4
Axelrod	7	1	7	5	14
Silverman	3	5	—	—	5
Richards	3	5	—	—	3

FINAL INDIVIDUAL STANDINGS
MEN'S FOIL
Sunday, Aug. 30, Naval Reserve Armory

Place	Contestant and Nation	Bouts
1	HAROLD GOLDSMITH, UNITED STATES	7 1
2	ALBERT AXELROD, UNITED STATES	6 2
3	JOSEPH PALETTA, UNITED STATES	5 3*
4	Jesus Gruber, Venezuela	5 3*
5	Juan Palacino, Uruguay	4 4
6	Williams Fajardo, Mexico	4 4

PAN AM FENCING TRIALS

Selection of the 18 men and three women to be the Pan American fencing team was announced by the U. S. Olympic Fencing Committee meeting in Los Angeles, Calif., as national championships in Los Angeles, Calif., July 4. The tournament started June 27, 1959.

Selection of the fencers was based upon performance in both the 1958 and 1959 nationals, and the Pan Am Games trials.

The team included eight who have represented the USA in Olympic competition, as follows:

Albert Axelrod (1948-52-56); Abner Cohen (1956); Harold Goldsmith (1952-56); Allen Kwartler (1956); Joseph Paletta (1952-56); Mrs. Maxine Mitchell (1952-56); Tibor Nyiri (1940-52-56), and George Worth (1948-52-56). Worth and Nyiri also were on the 1951 and 1955 Pan American team, Krieger on the 1951 contingent, and all others on the 1955 unit.

Worth twice won silver medals in the Pan American Games. Nyiri was 1956 Olympic alternate, placed fifth in 1955. Axelrod was second in 1955, won the national title in 1952 second in 1956, third in 1948. Goldsmith, while Gold-smith performed similarly in the 1955 Games, was whipper placed sixth in both the 1956 and 1952 events in 1951. Cohen was fourth in the 1955 Games and Kwartler was fifth in the 1955 Games.

In 1955 team competition, the USA was the only entry, placed second in both the épée and the foils. The record was better in 1951, the USA winning both foils and sabre, placing second in the épée.

Chosen as alternates were: Foil—Byron L. Krieger, Detroit; Edwin Richard, Gerard J. Rispoli, San Francisco; Carl Wasmer's Foil—Sally Kay Goodrich, Lobo; épée—Harvey F. Angell, Berkeley; Calif.; Estes—Reinwald J. Friedl, Cleveland, Ohio.; Saber—Walter Fechter, Forest Hill, Pa.** Alvron L. Bothell, Staten Islander.

* Retired. ** James Mangeles, Teaneck, N. J. on team when replaced Alvron Blad.

** Later replaced Robert M. Stein, New York, N. Y. in final entry.

7 Heitor Abreu Soares, Brazil 3 5
8 Raul Cicero, Mexico 2 6
9 Roberto Ivanyi, Chile 0 8*

* Final ranking on touches received; Paletta 24 and Gruber 28; Paladino 26 and Fajardo 29.

Results of Final Round Matches
Sunday, August 30

HAROLD GOLDSMITH, USA, defeated Joseph Paletta, USA, 5-4; Raul Cicero, MEX, 5-1; Jesus Gruber, VEN, 5-3; Roberto Ivanyi, CHI, 5-0; Antonio Soares, BRZ, 5-3; Williams Fajardo, MEX, 5-3, and Juan Paladino, URU, 5-1.

JOSEPH PALETTA, USA, defeated Gruber 5-3; Ivanyi 5-0; Soares 5-3; Fajardo 5-2, and Paladino 5-2.

ALBERT AXELROD, USA, defeated Goldsmith 5-1; Paletta 5-3; Cicero 5-1; Ivanyi 5-2; Soares 5-2, and Fajardo 5-3.

JESUS GRUBER, VEN, defeated Cicero 5-2; Ivanyi 5-1; Soares 5-4, Paladino 5-3, and Axelrod 5-3.

JUAN PALADINO, URU, defeated Paletta 5-3, Ivanyi 5-0, Fajardo 5-0, and Axelrod 5-3.

WILLIAMS FAJARDO, MEX, defeated Cicero 5-2, Gruber 5-3, Soares 5-2, and Ivanyi 5-2.

ROBERTO IVANYI, CHI, defeated Soares 5-4, Gruber 5-3, and Paladino 5-4.

RAUL CICERO, MEX, defeated Paletta 5-2, and Ivanyi 5-2.

Semi-Final Standings — Pool A
Men's Foil — Sunday, August 30

Place	Contestant and Nation	W	L
1	Albert Axelrod, United States	5	0
2	Williams Fajardo, Mexico	3	2
3	Heitor A. Soares, Brazil	2	3*
4	Freddy Quintero, Venezuela	2	3
5	Abbey Silverstone, Canada	2	3
6	Miguel Olivella, Cuba	1	4

* Won qualifying spot by having least number of touches received during fencedff with Quintero and Silverstone, each winning one and losing one bout to continue the deadlock.

Semi-Final Standings — Pool B
Men's Foil

Place	Contestant and Nation	W	L
1	Joseph Paletta, United States	4	1
2	Jesus Gruber, Venezuela	4	1
3	Roberto Ivanyi, Chile	3	2
4	Santiago Massiti, Argentine	2	3
5	Teodoro Galliardi, Uruguay	1	4
6	Jose Amaya, Panama	0	5

Semi-Final Standings — Pool C
Men's Foil

Place	Contestant and Nation	W	L
1	Harold Goldsmith, United States	5	0
2	Raul Cicero, Mexico	3	2
3	Juan Paladino, Uruguay	3	2
4	Van Deretich Carvalon, Argentine	1	4
5	Antonio Gomez, Venezuela	1	4
6	Roberto Lowy, Chile	1	4

Results of Preliminary Round — Pool 1
Sunday, August 30

Place	Contestant and Nation	W	L
1	Teodoro Galliardi, Uruguay	4	0
2	Van Deretich Carvalon, Argen.	4	1
3	Heitor Soares, Brazil	3	2
4	Luis Morales, Cuba	3	2
5	Leonce Pena	2	3
6	Robert Foxcroft, Canada	0	5

* Won foncedff for qualifying position.

Results of Preliminary Round — Pool 2
Sunday, August 30

Place	Contestant and Nation	W	L
1	Raul Cicero, Mexico	4	1
2	Miguel Olivella, Cuba	4	1
3	Santiago Massiti, Argentine	3	2
4	Walter Scarponi, Uruguay	3	2
5	Juan Durand, Peru	2	3
6	H. Worthington, Panama	0	5

Results of Preliminary Round — Pool 3
Sunday, August 30

Place	Contestant and Nation	W	L
1	Williams Fajardo, Mexico	4	1

FENCING SUMMARIES—Cont.

2	Jose Anaya, Panama	3	2
3	Juan Palacino, Uruguay	3	2
4	Hector Marenzi, Argentine	2	3
5	Roberto Jordan, Cuba	1	4
6	Julio Paredes, Peru	1	4

NOTE—Competitors in foil team final were advanced through byes (those included United States, Venezuela, Canada, and Chile).

UNITED STATES TOTAL FOIL SCORING ALL BOUTS*

	W	L
Goldsmith	12	5
Paletta	27	6
Axelrod	25	8
Glazer	16	7
Silverman	5	3
Richards	3	5

WOMEN'S FOIL

FINAL INDIVIDUAL STANDINGS
WOMEN'S FOIL
Monday, Aug. 31, Naval Reserve Armory

Place	Contestant and Nation	W	L
1	Maria del Pilar Roldan, Mexico	6	1
2	MRS. MAXINE MITCHELL, UNITED STATES	5	2*
3	Mrs. Stella Espino de Saurer, Panama	5	2
4	VIVIENNE SOKOL, UNITED STATES	4	3
5	Ingrid Sander, Venezuela	3	4*
6	Belkis Leal, Venezuela	3	4
7	Arlene Worthington, Panama	1	6*
8	Nora Satomarino, Peru	1	6

* Won ranking for least number touches received after 5-5 bouts, Sander 21, Worthington 25).

Results of Final Round Matches
Monday, August 31

Maria del Pilar Roldan, MEX, defeated Mrs. Maxine Mitchell, USA, 4-2; Mrs. Stella Espino de Saurer, PAN, 4-2; Arlene Worthington, PAN, 4-2; Belkis Leal, VEN, 4-1; Ingrid Sander, Ven, 4-3, and Nora Satomarino, PER, 4-2.

Mrs. Maxine Mitchell, USA, defeated Espino 4-3; Worthington 4-2; Vivienne Sokol, USA, 4-0; Sander 4-2; and Satomarino 4-1.

Mrs. Stella Espino de Saurer, PAN, defeated Worthington 4-2; Leal 4-2; Sokol 4-1; Sander 4-3; Satomarino 4-1.

Vivienne Sokol, USA, defeated Worthington 4-1; Leal 4-2; Satomarino 4-1; and Roldan 4-2.

Ingrid Sander, VEN, defeated Worthington 4-3; Sokol 4-3; Satomarino 4-2.

Belkis Leal, VEN, defeated Mitchell 4-3; Worthington 4-1, and Sokol 4-3.

Arlene Worthington, PAN, defeated Satomarino 4-1.

Nora Satomarino, PER, defeated Leal 4-2.

Results of Preliminary Round — Pool A
Monday, August 31

Place	Contestant and Nation	W	L
1	Mrs. Maxine Mitchell, United States	7	1
2	Belkis Leal, Venezuela	5	3
3	Stella Espino de Saurer, Panama	5	3*
4	Ingrid Sander, Venezuela	5	3*
5	Enriqueta Bolleho, Peru	3	5
6	Annie Secrevel, Netherlands-Antilles	2	6
7	Lelia Lombano, Panama	2	6
8	Amelia Perchesa, Brazil	1	7

* Defeated Sander in fencedff for qualifying position.

Results of Preliminary Round — Pool B
Monday, August 31

Place	Contestant and Nation	W	L
1	Maria del Pilar Roldan, Mexico	6	2
2	Vivienne Sokol, United States	6	2
3	Arlene Worthington, Panama	4	4
4	Nora Satomarino, Peru	3	5*
5	Rosa Noverra, Venezuela	3	5
6	Ida Vinck, Netherlands-Antilles	3	5
7	Harriet King, United States	2	6
8	Peggy Baldwin, Peru	1	7

* Won qualifying position with least touches received in fencedff (24). Miss Noverra had 26 and Miss Vinck 27. Fencedff round-robin had ended in 1-1 standing for each of the three fencers.

UNITED STATES TOTAL WOMEN'S FOIL SCORING — ALL BOUTS**

Mrs. Mitchell	W	L
Sokol	9	6
King	2	5

* All bouts, team and individual competition included.

**Only individual bouts.

EPEE

FINAL TEAM STANDINGS — MEN'S EPEE
Wednesday, September 2
Naval Reserve Armory

Place	Nation	W	L	BW
1	UNITED STATES	5	1	45
2	Cuba	4	2	39
3	Argentina	4	2	37
4	Venezuela	2	4	32
5	Canada	2	4	44
6	Chile	1	5	32
7	Netherlands-Antilles	1	5	32

NOTE—Final ranking where tied occurred on resolved by number of bouts won.

W—matches won. L—matches lost. BW—total bouts won.

Results of Round Robin Schedules
September 1 and 2

United States—13 Cuba—3
(Richard Berry, USA, defeated Roberto Cabrian 5-4; Roberto Manolin 5-3; Robert Jordan 5-3; and Miguel Olivella 5-1. Roland Wommack, USA, defeated Manolin 5-3; and Olivella 5-4, but lost to Cabrian 5-4. Paul Levy, USA, defeated Cabrian 5-4; Jordan 5-3, and Olivella 5-2, but lost to Manolin 5-2. Henry Kolowrat, USA, defeated Cabrian 5-0, Manolin 5-2, and Jordan 5-4, but lost to Olivella 5-5 (last fencedff).

Venezuela—8* Canada—8
* Won on touches 64/65.

Canada—8 Chile—8
* Won on touches 64/65.

Cuba—8 Argentine—6
United States—11 Chile—5
(Michael Dasaro, USA, defeated Enrique Bellavenuto 5-3; Luis Carreno 5-1; Jaime Herrera 5-3, and Sergio Vergara 5-2. Richard Berry, USA, defeated Bellavenuto 5-3; Moreno 5-2; but lost to Carreno 5-3 and Vergara 5-2. Henry Kolowrat, USA, defeated Carreno 5-1; Moreno 5-4; and Sergio Vergara 5-3, but lost to Bellavenuto 5-4. Roland Wommack, USA, defeated Moreno 5-3; Vergara 5-3, but lost to Bellavenuto 5-3 and Carreno 5-3.)

Venezuela—12 Netherlands-Antilles—4
Cuba—9 Canada—7
Argentina—11 Cuba—10
Canada—10 Netherlands-Antilles—6
Canada—9 United States—7
(Michael Dasaro, USA, defeated Argentino Vergara 5-5 and John Arthur 6-3, but lost to Sergio Vergara, CHI, 5-4. Carl Cox, USA, defeated Henry Kolowrat, USA, defeated Schwada 5-4, Silverstone 5-4, and Andru 5-2, but lost to Fascraft 5-4. Paul Levy, USA, defeated Schwada 5-3, but lost to Fascraft 5-3, Andru 5-2, and Silverstone 5-5. Howard Fried, USA, defeated Fascraft 5-3, but lost to Andru 5-3, Silverstone 5-5, and Schwada 5-4.)

Argentine—12 Venezuela—4
United States—13 Netherlands-Antilles—3
(Henry Kolowrat, USA, defeated Jan Boutey 5-2; Joachim Kraehaut 5-1; Mills Helleman 5-3, and Nicolaus Hilhorst 5-4. Roland Wommack, USA, defeated Boutey 5-2, Kraehaut 5-4; Helleman 5-4, and Hilhorst 5-3. Michael Dasaro, USA, defeated Boutey 5-3; Kraehaut 5-1, and Helleman 5-4 but lost to Hilhorst 5-3. Paul Levy, USA, defeated Boutey 5-1; and Harriet King, United States, defeated Boutey 5-1; but lost to Hilhorst 5-3 and Helleman 5-2.)

United States—11 Venezuela—5
(Richard Berry, USA, defeated Arturo Arsenio 5-5; Jesus Grubor 5-1; and Jose Gutierrez 5-3, but lost to Oscar Cabrera 5-4. Henry Kolowrat defeated Rivera 5-4; Gruber 5-4, and Gutierrez 5-1, but lost to Cabrera 5-4. Michael Dasaro, USA, defeated Rivera 5-3; Cabrera 5-4, and Gutierrez 5-4, but lost to Grubor 5-4. Roland Wommack, USA, defeated Rivera 5-3; and Grubor 5-2, but lost to Cabrera 5-3 and Gutierrez 5-4.)

Cuba—10 Netherlands-Antilles—4
Argentine—12 Canada—7
Venezuela—12 Netherlands-Antilles—4
Canada—9 Chile—4
Argentine—11 Netherlands-Antilles—5
Cuba—9 Chile—5
Canada—6
Venezuela—8

Final Standings

Place	Contestant and Nation	W	L
1	Argentine—5 (Richard Berry, USA, defeated Cabrian 5-4; Jesus Grubor 5-1; Manolin 5-3; Jordan 5-3, but lost to Oscar Cabrera 5-4. Henry Kolowrat defeated Rivera 5-4; Gruber 5-4, and Gutierrez 5-1, but lost to Cabrera 5-4. Michael Dasaro, USA, defeated Rivera 5-3; Cabrera 5-4, and Gutierrez 5-4, but lost to Grubor 5-4. Roland Wommack, USA, defeated Rivera 5-3; and Grubor 5-2, but lost to Cabrera 5-3 and Gutierrez 5-4.)	4	1*
2	ROLAND WOMMACK, UNITED STATES	4	1*
3	MICHAEL DASARO, UNITED STATES	4	1*
4	Albert Axelrod, Argentine	4	3*
5	Robert Foxcroft, Canada	4	3
6	HENRY KOLOWRAT, UNITED STATES	3	4**
7	Arturo Acuna, Argentine	3	4
8	Raul Sacks, Chile	3	4
9	Sergio Vergara, Chile	3	4
10	Carl Cox, United States	2	5

NOTE—Tie-breaking ranks be resolved by touches received (Dasaro 22, Berlstrini 24, and Fascraft 29). **Fifth place tie resolved by touches received (Kolowrat 30-26, Acuna 30-25, Sahli 30-28).

Results of Final Round Matches
Thursday, September 3
Naval Reserve Armory

ROLAND WOMMACK, USA, defeated Henry Kolowrat, USA, 5-3; Michael Dasaro, USA, 5-3; Sergio Vergara, CHI, 5-0; Michael Dasaro, USA, 5-3; Alberto Balestrini, ARG, 5-1, and Arturo Acuna, ARG, 5-4.

MICHAEL DASARO, USA, defeated Kolowrat 5-2; Balestrini 5-3; Sahli 5-1; Acuna 5-1.

ALBERTO BALESTRINI, ARG, defeated Kolowrat 5-2; Vergara 5-3; Sahli 5-3, and Acuna 5-2.

ROBERT FOXCROFT, CAN, defeated Vergara 5-3; Dasaro 5-5; Balestrini 5-4 and Sahli 5-2.

HENRY KOLOWRAT, USA, defeated Fascraft 5-3; Vergara 5-4; and Sahli 5-4.

ARTUR ACUNA, ARG, defeated Kolowrat 5-3; Fascraft 5-2; Vergara 5-3.

RAUL SAHLI, CHI, defeated Wommack 5-4; Vergara 5-3; Acuna 5-3.

SERGIO VERGARA, CHI, defeated Dasaro 5-3.

Semi-Final Standings — Pool A
Men's Individual Epee

Place	Contestant and Nation	W	L
1	Roland Wommack, United States	6	1
2	Michael Dasaro, United States	5	2
3	Robert Foxcroft, Canada	4	3
4	Arture Acuna, Argentine	4	3*
5	Hermes Olascoaga, Uruguay	3	4
6	Jaime Moreno, Chile	2	5
7	Nicolaus Hilhorst, Netherlands-Antilles	1	6
8	Oscar Cabrera, Venezuela	0	7

* Each gained equal number of touches, defeating Olascoaga 5-4.

Copyright 1959 by

FENCING SUMMARIES

Continued from page 269

Semi-Final Standings — Pool B
Men's Individual Epee

Place	Contestant and Nation	W	L
1	Henry Kolowrat, United States	5	2
2	Alberto Balestrini, Argentine	4	3
3	Raul Sahli, Chile	4	3
4	Sergio Vergara, Chile	4	3
5	Jose Gutierrez, Venezuela	3	4
6	Arturo Rivero, Venezuela	3	4
7	Teodoro Gallifardi, Uruguay	3	4
8	Benito Romo, Mexico	1	6

Results of Preliminary Round — Pool 1
Men's Individual Epee

Place	Contestant and Nation	W	L
1	Robert Foxcroft, Canada	5	0
2	Henry Kolowrat, United States	4	1
3	Jose Gutierrez, Venezuela	2	3
4	Nicolaos Hilbaut, Neth.-Antilles	2	3
5	Raul Cicero, Mexico	1	4
6	Jose Peredo, Cuba	0	5

Results of Preliminary Round — Pool 2
Men's Individual Epee

Place	Contestant and Nation	W	L
1	Sergio Vergara, Chile	5	0
2	Roland Wanmack, United States	3	2
3	Benito Romo, Mexico	3	2
4	Arture Asuna, Argentine	2	3
5	Bene Tadeschini, Brazil	2	3
6	Jon Boutny, Netherlands-Antilles	0	5

* Won qualifying position by defeating Tadeschini in fencedoff.

Results of Preliminary Round — Pool 3
Men's Individual Epee

Place	Contestant and Nation	W	L
1	Michael Dosoro, United States	4	1
2	Raul Sahli, Chile	3	2
3	Teodoro Gallifardi, Uruguay	3	2
4	Oscar Cabrera, Venezuela	3	2
5	Carlos Velasquez, Argentine	2	3
6	Edwardo Alvarez, Cuba	0	5

Results of Preliminary Round — Pool 4
Men's Individual Epee

Place	Contestant and Nation	W	L
1	Alberto Balestrini, Argentine	4	1
2	Jaime Moreno, Chile	3	2
3	Arturo Rivero, Venezuela	2	3*
4	Hermes Olascoaga, Uruguay	2	3*
5	Abbey Silverstone, Canada	2	3
6	Millis Hellemont, Neth.-Antilles	1	4

* Won qualifying position by defeating Silverstone in fencedoff.

UNITED STATES INDIVIDUAL SCORING

	Team		Indv.		Total
	W	L	W	L	W L
Kolowrat	19	5	12	7	31 12
Wanmack	13	3	15	4	28 7
Dosoro	15	5	13	3	28 8
Berry	10	6	–	–	10 6
Levis	6	8	–	–	6 8
Fried	3	3	–	–	1 3

SABRE

FINAL TEAM STANDINGS — MEN'S SABRE
Saturday, Sept. 5, Naval Reserve Armory

Place	Nation	W	L
1	UNITED STATES	5	0
2	Argentine	4	1
3	Canada	2	3
4	Chile	2	3
5	Cuba	1	4
6	Netherlands-Antilles	0	5

W—matches won, L—matches lost, BW—total bouts won.

Results of Round Robin Schedules
September 4-5

United States—14 Netherland-Antilles—2
(Allen Kwartler, United States, defeated Christian Engels 5-2; Jan Boutmy 5-0; Joachim Kronhaut 5-2; and Millis Hellemont 5-2. Tibor Nyilas, USA, defeated Engels 5-2; Boutmy 5-2; Kronhaut 5-3; and Hellemont 5-2. George Worth, USA, defeated Engels 5-3, Boutmy 5-2, Kronhaut 5-2, and Hellemont 5-2. Walter Farber, USA, defeated Engels 5-3 and Boutmy 5-1, but lost to Hellemont 5-4 and Kronhaut 5-4.)

Canada—13 Chile—3
Argentine—13 Cuba—3
Cuba—10 Netherlands-Antilles—6
Argentine—9 Canada—7
United States—13 Chile—2
(Detailed summaries missing: however USA's Tibor Nyilas won 4 bouts; George Worth 4 bouts; Allen Kwartler 3 bouts; and Alfonso Morales Z. Chile's Roberto Lowy won 1 and Andres Nouboeur 1.)
Chile—10 Netherlands-Antilles—6
Canada—11 Cuba—3
United States—9 Argentine—7
(George Worth, USA, defeated Alberto Aguero 5-3; Rafael Gonzales 5-3; and Jose Casanova 5-2, but lost to Gustavo Vasalla 5-3. Allen Kwartler, USA, defeated Vasalla 5-4; Gonzales 5-2; and Casanova 5-4, but lost to Aguero 5-3. Tibor Nyilas, USA, defeated Vasalla 5-4 and Aguero 5-3, but lost to Casanova 5-0 and Gonzales 5-4. Walter Farber, USA, defeated Casanova 5-2, but lost to Vasalla 5-4; Aguero 5-3, and Gonzales 5-3.)
Canada—11 Netherland-Antilles—3
United States—11 Cuba—3
(George Worth, USA, defeated Arnaldo Schwerert 5-2; Agurro Rodriguez 5-2; Luis Morales 5-3; and Aristides Martinez 5-3. Tibor Nyilas, USA, defeated Schwerert 5-3, Morales 5-3; Martinez 5-2, but lost to Rodriguez 5-3. Allen Kwartler, USA, defeated Schwerert 5-3 and Martinez 5-1, but lost to Rodriguez 5-0 and Martinez 5-3. Allen Kwartler, USA, defeated Schwerert 5-1 and Morales 5-3, but lost to Martinez 5-3 and Rodriguez 5-4.)
Argentine—10 Chile—6
Argentine—14 Netherland-Antilles—2
Canada—12 Cuba—4
United States—9* Canada—3
(Tibor Nyilas, USA, defeated John Anley 5-3; Paul Szabolcsy 5-3; and Joseph Vida 5-0. Walter Farber, USA, defeated Carl Schwerert 5-2 and Vida 5-1, but lost to Szabolcsy 5-4. George Worth, USA, defeated Andru 5-2 and Vida 5-1, but lost to Schwerda 5-4. Allen Kwartler, USA, defeated Andru 5-2 and Szabolcsy 5-1 but lost to Schwerda 5-0.)
* Match terminated as soon as USA had won decisive nine victories.

FINAL INDIVIDUAL STANDINGS
MEN'S SABRE
Sunday, Sept. 6, Naval Reserve Armory

Place	Contestant and Nation	W	L
1	ALLEN KWARTLER, UNITED STATES	4	2*
2	WALTER FARBER, UNITED STATES	4	2
3	Teodoro Gallifardi, Uruguay	4	2
4	Joseph Vida, Canada	3	3
5	GEORGE WORTH, UNITED STATES	3	3
6	Gustavo Vasalla, Argentine	2	4
7	Benito Romero, Mexico	1	5
8	Carlos Velasquez, Argentine	Withdrew	

* Is tecnically for first three places, Kwartler defeated Farber 5-0 and Gallifardi 5-3, Farber defeated Gallifardi 5-2.

Results of Final Round Matches
Sunday, September 6

Allen Kwartler, USA, defeated George Worth, USA, 5-3; Teodoro Gallifardi, URU 5-1; Walter Farber, USA, 5-2; and Benito Romo, MEX, 5-3.

Walter Farber, USA, defeated Worth 5-4; Romo 5-1; Vasalla 5-2, and Vida 5-4.

Teodoro Gallifardi, URU, defeated Worth 5-3; Farber 5-0; Romo 5-2; and Vida 5-4.

Joseph Vida, CAN, defeated Kwartler 5-2; Romo 5-4; and Vasalla 5-1.

George Worth, USA, defeated Romo 5-4; Vasalla 5-4; and Vida 5-2.

Gustavo Vasalla, ARG, defeated Kwartler 5-2; and Gallifardi 5-4.

Benito Romo, MEX, defeated Vasalla 5-3.

Semi-Final Standings — Pool A
Men's Individual Sabre

Place	Contestant and Nation	W	L
1	George Worth, United States	6	1
2	Gustavo Vasalla, Argentine	5	2
3	Teodoro Gallifardi, Uruguay	5	2
4	Carlos Velasquez, Argentine	4	3*
5	Paul Szabolcsy, Canada	3	4
6	Luis Marena, Venezuela	2	5
7	Millis Hellemont, Neth.-Antilles	1	6
8	Julio Carmona, Peru	0	7

* Won qualifying position by defeating Szabolcsy in fencedoff.

Semi-Final Standings — Pool B
Men's Individual Sabre

Place	Contestant and Nation	W	L
1	Allen Kwartler, United States	7	2
2	Benito Romero, Mexico	5	2
3	Walter Farber, United States	5	2
4	Joseph Vida, Canada	4	3*
5	Albino Aguero, Argentine	4	3
6	Robert Lowy, Chile	3	4
7	Juan Paladino, Uruguay	1	6
8	Dienne Molnar, Brazil	1	6

* Won qualifying position by defeating Aguero in fencedoff.

Results of Preliminary Round — Pool 1
Men's Individual Sabre

Place	Contestant and Nation	W	L
1	Gustavo Vasalla, Argentine	5	2
2	Benito Romero, Mexico	5	2
3	Walter Farber, United States	5	2
4	Teodoro Gallifardi, Uruguay	5	2
5	Carl Schwenke, Canada	2	5
6	Enrique Balestrel, Chile	2	5
7	Oscar Cabrera, Venezuela	1	6
8	Aristides Martinez, Cuba	0	7

Results of Preliminary Round — Pool 2
Men's Individual Sabre

Place	Contestant and Nation	W	L
1	Paul Szabolcsy, Canada	4	1
2	Allen Kwartler, United States	4	1
3	Juan Paladino, Uruguay	4	1
4	Carlos Velasquez, Argentine	3	2
5	Lazaros Barua, Peru	1	4
6	William Fajardo, Mexico	1	4
7	Antonius Jesserva, Neth-Antilles	0	4
8	Schedule not complete.		

Results of Preliminary Round — Pool 3
Men's Individual Sabre

Place	Contestant and Nation	W	L
1	Luis Marena, Venezuela	5	1
2	Albino Aguero, Argentine	4	2
3	Joseph Vida, Canada	3	3*
4	Millis Hellemont, Neth.-Antilles	3	3*
5	——— Paredes, Peru	2	4
6	——— Neubouer, Chile	2	4
7	——— Soares, Brazil	1	5

* Each defeated Paredes in fencedoff to gain qualifying position.

Results of Preliminary Round — Pool 4
Men's Individual Sabre

Place	Contestant and Nation	W	L
1	Robert Lowy, Chile	4	1
2	George Worth, United States	3	2
3	Julio Carmona, Peru	3	2
4	Dienne Molnar, Brazil	2	3*
5	——— Rivera, Venezuela	2	3
6	——— Brzezwinkel, Neth.-Antilles	2	3
7	——— Rodriguez, Cuba	0	2

* Won qualifying position by defeating Rivera in fencedoff.

UNITED STATES INDIVIDUAL SCORING

	Team		Indv.		Total
	W	L	W	L	W L
Worth	17	2	13	5	30 7
Kwartler	14	5	13	5	27 10
Farber	5	6	14	6	19 12
Nyilas	16	3	–	–	16 3
Morales	2	2	–	–	2 2
Goering	2	2	–	–	2 2

U. S. Gymnasts Win All But One of Twelve Men's Titles

AGAIN led by those veteran medal collectors, John Beckner and Abe Grossfeld, the United States once more made a grand harvest of the prizes in the gymnastics championships.

With Grossfeld winning seven medals and Beckner six, the US swept the team all-around championship and 10 of the 11 individual titles. In addition, the Americans gained seven seconds (not including a two-man tie for first in still ring), eight thirds and completed 1-2-3 grand slams of six

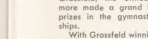

events—parallel bars, horizontal bars, tumbling, trampoline, calisthenics, and individual all-around.

For the second straight time Mexico's Francisco Alvarez prevented the Americans from sweeping the program. Winner of the Indian clubs in 1955, Alvarez retained his crown by scoring 9.6 points. Another Mexican, Porfino Rivera, won a third award with 7.0. Ron Munn of Amarillo, Texas, was third with 6.90.

According to US manager-coach Paul Romeo of Syracuse University, Alvarez' exercise was excellently composed and fluently executed with many variations and difficult movements included.

Thirty-six athletes from eight nations competed in the three-day championships at the Navy Pier Gymnasium, Sept. 3-5. The United States, Argentina, Canada, Cuba and Mexico all entered full six-man teams. Venezuela had three entries, Brazil two and Uruguay one.

The nine-man US team was picked on the basis of tryouts at the U. S. Military Academy, Aug. 8-9, and assembled at Chicago on Aug. 18.

Every man on the squad won at least one gold medal, either in individual or team competition at Chicago.

The team included the following: Jamie Ashmore, all-around, US Army, Highland Falls, N. Y.; John Beckner, all-around, North Hollywood, Calif.; Abe Grossfeld, all-around, New York; Harold Holmes, tumbling, Urbana, Ill.; Ron Munn, trampoline, Amarillo, Texas; Garland O'Quinn, all-around, U. S. Military Academy; Garvin Smith, rope climb, Los Angeles; Donald Tarry, all-around, Brooklyn, and Gregor Weiss, all-around, Ridgefield, N. J.

In the all-around team championship, the US won handily with 564.70 points to Canada's 531.80 and Argentina's 517.25. *Continued on page 272*

1959 U. S. PAN AMERICAN MEN'S GYMNASTIC TRIALS
At U. S. Military Academy, West Point, N. Y.
FRIDAY, AUGUST 8 — PRELIMINARIES
(Highest 12 advance to Finals)

1	Donald Tarry, Pond's Palaestrum	107.925
2	Gregor Weiss, Ridgefield, N. J..	107.775
3	John Beckner, Los Angeles Turners	107.600
4	Jamie Ashmore, U. S. Army	107.175
5	Garland O'Quinn, U. S. Army	106.100
6	Arthur Shurlock, Univ. of California	105.975
7	Karl Schwenzfeier, U. S. Air Force	105.400
8	Bud Bailey, unattached	105.275
9	Abie Grossfeld, New York, N. Y.	105.125
10	Fred Orlofsky, Pond's Palaestrum	104.900
11	Armando Vega, Pennsylvania State	104.425
12	Bud Seward, unattached	104.125
13	Joseph Katys, Cleveland Swiss Turners	103.250
14	Bud Bartlett, unattached	102.075
15	Jan Culbertson, Lincoln Turners ..	101.925
16	William Tam, Los Angeles Turners	99.575
17	B. Klaus, unattached	99.300
18	Ron Bush, Pond's Palaestrum	98.850
19	Bud Sampson, unattached	98.050
20	Robert Lynn, Atherton, Calif.	97.900
21	Charles Simms, Los Angeles Turners	97.775
22	M. Claus, unattached	92.025
23	Bud Greenspan, unattached	91.700

NOTE—Also competed but did not finish—Lindauer, unattached; Gilday, unattached; Jay Werner, Pennsylvania State.

FINAL SELECTION TRIALS
Sunday, August 9
(First six on U. S. all-around team)

1	John Beckner, Los Angeles Turners	219.900
2	Jamie Ashmore, U. S. Army	219.025
3	Donald Tarry, Pond's Palaestrum	218.325
4	Abie Grossfeld, New York, N. Y.	217.675
5	Gregor Weiss, Ridgefield, N. J..	217.550
6	Garland O'Quinn, U. S. Army	217.325
7	Armando Vega, Pennsylvania State	216.250
8	Bud Bailey, unattached	216.025
9	Arthur Shurlock, Univ. of California	215.800
10	Karl Schwenzfeier, U. S. Air Force	214.325
11	Fred Orlofsky, Pond's Palaestrum	212.925
12	Bud Seward, unattached	212.825

SPECIAL EVENT SELECTIONS
Rope Climb

1	*Garvin Smith, Los Angeles, Calif.	3.1 secs.
2	Richard Yule, unattached	4.7 secs.

Tumbling

1	*Harold Holmes, Urbana, Ill.	19.025
2	Willion Roy, unattached	17.975
3	Frank Holland, Michigan State	17.875

Trampoline

1	*Ron Munn, Amarillo, Texas	18.650
2	Richard Kimball, Ann Arbor, Mich.	18.050
3	Harvey Plant, Arizona State U.	17.800
4	Thomas Osterland, unattached	16.325

* Selected for team.


Romeo


Ashmore


Beckner


Grossfeld


Holmes


Munn


O'Quinn


Smith


Tarry

OFFICIAL SUMMARIES — MEN'S GYMNASTICS — 1959 PAN AMERICAN GAMES

FINAL RESULTS
INDIVIDUAL CHAMPIONSHIP EVENTS
Saturday, September 6
University of Illinois Navy Pier
FLOOR EXERCISES

Place	Contestant and Nation	Points
1	ABE GROSSFELD, United STATES	19.300
2	JAMILE ASHMORE, UNITED STATES	19.050
3	DONALD TONRY, UNITED STATES	18.750
4	JACK BECKNER, UNITED STATES	18.675
5	GREGOR WEISS, UNITED STATES	18.625
6	Richard Manpetit, Canada	18.000

No other competitors.

LONG HORSE

1	JACK BECKNER, UNITED STATES	19.050
2	Richard Manpetit, Canada	18.475

Tied with

	GREGOR WEISS, UNITED STATES	18.475
4	JAMILE ASHMORE, UNITED STATES	18.450
5	GARLAND O'QUINN, UNITED STATES	18.425
6	DONALD TONRY, UNITED STATES	18.325

No other competitors.

STILL RINGS

1	JAMILE ASHMORE, UNITED STATES	19.000

Tied with

	ABE GROSSFELD, UNITED STATES	19.000
3	Nino Marion, Canada	18.475
	JACK BECKNER, UNITED STATES	18.050
5	GREGOR WEISS, UNITED STATES	18.025
6	Col Girard, Canada	18.000

No other competitors.

SIDE HORSE

	GREGOR WEISS, UNITED STATES	18.800
2	Richard Manpetit, Canada	18.725
3	GARLAND O'QUINN, UNITED STATES	18.650

Tied with

	JACK BECKNER, UNITED STATES	18.650
5	DONALD TONRY, UNITED STATES	17.650
6	ABE GROSSFELD, UNITED STATES	17.225

No other competitors.

PARALLEL BARS

	JACK BECKNER, UNITED STATES	19.200
2	GREGOR WEISS, UNITED STATES	19.025
3	DONALD TONRY, UNITED STATES	18.850
4	GARLAND O'QUINN, UNITED STATES	18.700
5	ABE GROSSFELD, UNITED STATES	18.625
6	Col Girard, Canada	17.450

No other competitors.

HORIZONTAL BARS

	ABE GROSSFELD, UNITED STATES	19.425
2	JACK BECKNER, UNITED STATES	19.225
3	DONALD TONRY, UNITED STATES	19.175
4	JAMILE ASHMORE, UNITED STATES	18.600
5	GARLAND O'QUINN, UNITED STATES	18.575
6	GREGOR WEISS, UNITED STATES	18.475

No other competitors.

TUMBLING

1	HAROLD HOLMES, UNITED STATES	9.75
2	JAMILE ASHMORE, UNITED STATES	9.00
3	ABE GROSSFELD, UNITED STATES	7.50
4	Armando Vallez, Mexico	6.40

Richard Manpetit, Nino Marion and Col Girard, all of Canada, withdrew.

TRAMPOLINE

1	RON MUNN, UNITED STATES	9.55
2	HAROLD HOLMES, UNITED STATES	6.60
3	ABE GROSSFELD, UNITED STATES	6.05
4	Eduardo Feredo, Venezuela	5.35

Jose Cabrera, Cuba; Col Girard, Nino Marion, and Richard Manpetit, all of Canada, withdrew.

ROPE CLIMB

1	GARVIN SMITH, UNITED STATES	03.0
2	Nino Marion, Canada	05.2
3	Richard Manpetit, Canada	05.6
4	Enrique Sanchez, Mexico	06.2

Col Girard, Canada, did not complete climb. Jamile Ashmore, USA, and Juan Pizarro, Cuba, withdrew.

FINAL RESULTS — TEAM ALL AROUND COMPETITION — INTERNATIONAL EVENTS
Thursday & Friday, September 3-4, University of Illinois Navy Pier

Place	Nation	Long Horse	Side Horse	Rings	Free Exer.	Parallel Bars	Horiz. Bars	Total Points
1	UNITED STATES	93.55	93.65	92.15	93.00	94.30	96.05	564.70
2	Canada	90.30	87.60	89.10	88.20	89.30	87.30	531.80
3	Argentina	89.05	84.25	86.90	84.50	88.55	80.90	514.15
4	Cuba	80.10	76.05	84.00	80.70	82.85	77.70	480.80
5	Mexico	79.55	74.75	81.65	84.70	79.65	76.20	476.50

FINAL RESULTS — INDIVIDUAL ALL AROUND COMPETITION — INTERNATIONAL EVENTS

Place	Contestant and Nation	Long Horse	Side Horse	Rings	Free Exer.	Parallel Bars	Horiz. Bars	Total Points
1	JOHN BECKNER, USA	19.10	19.20	18.20	19.05	19.30	19.45	114.30
2	ABE GROSSFELD, USA	18.30	18.35	18.90	18.30	18.55	19.00	111.40
3	DONALD TONRY, USA	18.85	19.00	17.70	18.80	18.80	19.35	112.60
4	GREGOR WEISS, USA	18.55	18.80	18.25	18.75	18.75	18.35	111.45
5	GARLAND O'QUINN, USA	18.35	18.30	17.70	18.25	18.90	18.75	110.25
6	JAMILE ASHMORE, USA	18.60	16.90	18.90	19.10	17.50	18.90	109.90

Other Placings

7	Richard Manpetit, CAN	18.45	18.75	17.45	18.40	17.85	18.20	109.10
8	Col Girard, CAN	17.10	17.80	18.35	16.90	18.70	17.95	106.65
9	Juan Caviglia, ARG	17.75	17.70	17.50	17.15	18.30	17.35	105.75
10	Hans Gerbig, CAN	18.00	18.40	17.10	17.00	17.35	17.65	103.90
11	Deiter Weichert, CAN	17.95	18.00	16.75	17.20	16.75	17.20	103.85
12	Nino Marion, CAN	17.70	15.80	18.05	17.45	17.80	16.30	103.60
13	Ricardo Licenciato, ARG	17.35	17.35	16.75	16.85	18.15	16.70	103.15
14	Cesar Bonaria, ARG	16.40	17.50	17.55	16.40	17.60	16.55	101.55
15	William Vennels, CAN	18.20	16.00	17.35	17.60	17.55	14.25	100.95
16	Porfirio Rivera, MEX	16.55	16.40	17.40	17.85	17.00	15.40	100.60
17	Armando Vallez, MEX and Martin Carranza, ARG	15.85	15.85	17.10	17.20	17.25	17.10	100.35
18	Francisco Cascorro, CUB	17.55	16.55	17.35	16.95	17.35	14.60	100.35
19	Bautista diGiacomo, ARG	15.55	14.90	17.50	16.90	17.40	17.70	100.05
20	Angel Franco, CUB	17.50	16.35	16.50	17.15	17.15	15.00	99.65
21	Nino Flecha, ARG	15.35	16.75	17.95	16.40	17.75	15.25	99.45
22	Omar Pinto, CUB	18.05	15.80	17.20	15.45	16.25	14.50	97.75
23	Carlos Minetti, URU	16.30	14.10	16.15	16.55	16.85	15.80	95.75
24	Roberto Parra, CUB	16.80	14.25	16.75	16.55	16.80	14.35	95.55
25	Anna Tesche, BRZ	14.20	17.15	16.90	15.55	15.85	15.50	95.15
26	Luis Santana, CUB	16.40	15.70	14.45	15.95	15.80	15.80	94.10
27	Alfonso Novoa, MEX	16.30	14.35	15.45	16.80	15.70	15.15	93.75
28	Ajax de la Garza, MEX	16.75	14.75	16.90	16.80	14.95	14.45	93.35
29	Felix Garcia, VEN	16.50	14.00	17.20	14.30	16.05	14.70	92.75
30	Miguel Sisco, VEN	15.20	15.60	16.25	15.60	15.30	15.05	91.90
31	R. Rodriguez, MEX	14.10	14.25	15.20	16.05	14.75	14.10	88.45
32	Jose Cabrera, CUB	13.70	13.90	15.55	15.05	15.15	14.40	87.75
33	Manuel Duran, VEN	13.75	14.30	15.80	14.30	15.50	11.85	85.40
34	Jose Cabrera, CUB	15.10	14.60	15.55	12.45	14.80	12.75	85.35
35	S. Fischer, BRZ	15.70	withdrew	X	X	X	X	15.75

NOTE—Team score is based upon best five of six team member performances.

INDIAN CLUB SWINGING

Place	Contestant and Nation	Points
1	Francisco Alvarez, Mexico	9.60
2	Porfirio Rivera, Mexico	7.10
3	RON MUNN, UNITED STATES	6.90
4	HAROLD HOLMES, UNITED STATES	3.40

Nino Marion, Canada, withdrew.

FENCING

Continued from page 267

seconds. Then he lost his only bout to Chile's Raul Sahli.

* * *

Wommack got his second gold medal as a member of the epee team. The US and Cuba each tied with 5-1 records in the finals but the Americans earned the championship by having won more bouts—65 to 49. Argentina (4-2) was third. Wommack's teammates included Dasaro, Richard Berry, Royal Oak, Mich.; Howard Fried, Cleveland; Henry Kolowrat, New Haven, Conn., and Paul Levy, Yardley, Pa.

Olympian Allan S. Kwartler, a 42-year-old advertising executive from Yonkers, N. Y., won the sabre crown after a three-way fence-off with runner-up Wally Farber of New York and Teodore Golliardi of Uruguay. Each finished with 4-2 records in the finals.

In the fence-off, Kwartler defeated Farber, 5-0, and Golliardi, 5-3. Farber, a 25-year-old law student, beat the Uruguayan, 5-3, for the silver medal. George Worth, who doubled as team manager, was fifth on 3-3.

The 41-year-old Worth, a member of three Olympic teams and the 1955 Pan American squad, won a gold medal as a member of the unbeaten sabre team (5-0). The team included Worth, Kwartler, Farber, Dr. Tibor Nyilas, 45, New York, another veteran Olympian; Wm. Goering, Detroit and Alfonso Morales, Tucson, Ariz.

The Hungarian-born Worth had the honor of reciting the Pan American oath for the assembled athletes at the opening ceremonies. He did it twice—in English and Spanish.



Bachna Callown Klauser Maycock Montefusco Phelps Richardson Santgerath

U. S. Women Gymnasts Shared Title Honors With Canadians In Inaugural Event of Sport

WOMEN'S gymnastics finally made the official Pan American Games program but it was a close call. Although Canada was the only other nation to appear with a team, officials decided to make it a formal event and the Americans and Canadians received their medals.

Canada collected the major share of the gold medals, thanks to Ernestine Russell, a Michigan State co-ed from Windsor, Ont. Winner of the American AAU all-around title, she maintained her supremacy in the Sept. 3-4-5 Pan American meet at the Navy Pier. Ernestine won four of the five individual championships and finished second to American Theresa Montefusco in the calisthenics event.

The Canadian star also earned another silver medal—giving her four golds and two silvers—for her team's second place in the team all-around competition.

* * *

Miss Montefusco, an 18-year-old high school senior from Flint, Mich., was the star performer of the American team. The 4-foot-11, 100-pounder won the calisthenics gold medal with a spectacular performance, took second in the parallel bars, and collected a gold medal as part of the winning all-around team.

Another teenager, Betty Maycock of Parma, Ohio, earned four medals in all, one gold and three silver. The 16-year-old, 5-foot-2, 110-pounder was second in the horse vault, uneven balance beams and individual all-around, and was a member of the gold medal all-around team.

The other US individual medal winners included Cassie Callown, 19, of Naples, Fla., third in the uneven balance beam, and Sharon Phelps, 16, of Flint (Mich.) Jr. College and Indianapolis, third in the calisthenics.

The other gold medalists in the team all-around included Judith Klauser, 19, of Milwaukee, and Sharon Richardson, 16, of Urbana, Ill.

The only one of the seven-girl squad who did not compete in any of the events was 15-year-old Gail Santgerath of West Palm Beach, Fla.

* * *

The team was picked on the basis of the National AAU championships at Kent State University, Kent, Ohio, May 8-9, and a final tryout at West Palm Beach, Fla., July 4. Miss Russell won the nationals with 70.95 points.

In the final trials at West Palm Beach, Betty Maycock won with 35.365 points followed by Miss Montefusco, 35.065, Miss Callown, 33.998, Miss Klauser, 33.199. Miss Phelps, 32.915, Miss Richardson, 32.866, and Miss Santgerath, 32.399.

The US won the team all-around championship with 179.633 points to Canada's 175.967. In this event the scores of the best five individuals on each team counted. Miss Russell had the total, 38.467, and her teammate, Marie Claire Larsen, was third with 36.434. The US finished in the following order: 2, Betty Maycock, 37.400, 4, Theresa Montefusco, 36.300; 5, Cassie Callown, 35.633;

GYMNASTICS, WOMEN

6, Sharon Phelps, 35.467; 7, Judy Klauser, 34.833, and 10, Sharon Richardson, 33.667.

Miss Klauser suffered an injury to her foot on Friday and was unable to participate for individual awards on Saturday.

* * *

Free calisthenics was the best event for the US. Miss Montefusco

Continued on page 274



RELAXING DURING PAN AMERICAN TRAINING SESSION is this U. S. women's gymnastics team. Left to right—Gail Santgerath, Sharon Richardson, Sharon Phelps, Judy Klauser, Betty Maycock and Theresa Montefusco. Standing—Cassie Callown.

MEN'S GYMNASTICS

Continued from page 271

gentina's 514.15. Team members included Ashmore, Beckner, Grossfeld, O'Quinn, Tarry and Weiss.

* * *

Beckner won three individual titles (all-around, parallel bars and long horse), took second in the horizontal bars and tied with O'Quinn for third in the side horse. The 29-year-old, two-time Olympian won four individual crowns at Mexico City in 1955.

Grossfeld, 25, a member of the 1956 Olympic team and winner of the horizontal bar in 1955, won the horizontal bars and calisthenics, tied for first in the still rings, took second to Beckner in the all-around, and finished third in the trampoline and tumbling.

Ashmore, a 25-year-old soldier from Highland Falls, N. Y., demonstrated extreme fortitude in tying for first with Grossfeld in still rings, and finishing second in both tumbling and calisthenics.

The 5-foot-2, 120-pound Florida State U. graduate had suffered a badly sprained hand as a result of an injury 10 days before competition. He overturned while doing his double somersault dismount off the still rings and the injured hand swelled up to twice its size. Jamile washed dishes daily in the Burton-Judson Court kitchen as part of his treatment.

* * *

Weiss, an 18-year-old collegian from Penn State, won the side horse, took second in the parallel bars, and tied for second in the long horse with Canadian Richard Montpetit.

Holmes, an 18-year-old tumbling specialist from the U. of Illinois, won the tumbling crown and took second in the trampoline.

Munn, an 18-year-old, 165-pounder from the U. of Michigan, won the trampoline title and finished third in the Indian club swinging.

Smith, at 34 the oldest athlete on the squad, won the rope climb easily in 2 seconds flat. He is a playground director in Los Angeles.

O'Quinn, a 24-year-old West Pointer, tied for third in the side horse.

Tarry, a 23-year-old student at the U. of Illinois, picked up bronze medals in four events—parallel bars, horizontal bars, calisthenics and all-around.

In the individual all-around, which included the long horse, side horse, rings, free exercises, parallel bars and horizontal bars, the US captured the first six places.

Beckner won with 114.30 points followed by Grossfeld 112.95, Tarry 112.60, Weiss 111.45, O'Quinn 110.35 and Ashmore 109.90.

WOMEN'S GYMNASTICS

Continued from page 273

held the crowd of about 5,000 spellbound with her leaps and turns, performing like a ballerina. She won the gold medal with 19.100 points with Miss Russell second with 18.900, Sharon Phelps third with 18.733 and Betty Maycock fourth with 18.600.

In floor exercises won by Frederike Russell, the agile Canadian piled up a good lead in the qualifying phase.

Miss Russell won the individual horse vault with 19.367 points to Betty Maycock's 19.067. Miss Montefusco was fourth with 18.300. In the individual balance beam, Miss Russell outscored Miss Maycock, 19.533 to 18.800. Cassie Cullaway claimed the bronze medal with 18.533 points. Sharon Phelps was fifth with 17.734.

The individual uneven parallel bars was another close contest with Miss Russell edging Miss Montefusco, 18.533 to 18.367. Miss Maycock was fourth with 18.033 and Miss Cullaway fifth with 17.866.

Only optional routines were involved in the Pan American competition, making the coaching assignment a trifle easier for Janet Bachna of Canton, Ohio, who tripled in brass as coach, manager and chaperone.

1959 NATIONAL AAU

WOMEN'S GYMNASTICS CHAMPIONSHIPS

At Kent State University, Kent, Ohio

May 8-9

(NOTE—Championships served as preliminary U. S. Pan American trial, highest 14 ranking U. S. A. contestants being selected for training squad.)

1* Ernestina Russell, Michigan State ..	70.95
2* Muriel Davis, Pond's Polarettum	19.60
3* Marta Nagy, Pentagon Gym Club ..	69.35
4 Betty J. Maycock, Cleveland, Ohio	68.95
5 Sharon Phelps, Flint Acrolympians	67.15
6 Doris Fuchs, Flint Acrolympians	66.85

Others Selected

Cassie Callown, Naples Gym Society (Fla.) Judith Klauser, Milwaukee, Wis.
Judy Kawinsky, Gulfport, Fla.
Teresa Montefusco, Peoria, Ill.
Barbara Heuselnal, Wilmette, Ill.
Myra Perkins, Indianapolis, Ind.
Carol Bobak, Austin, Texas
Joyce Rocek, Chicago, Ill.
Sharon Richardson, Jackson, Mich.
Gail Santgerath, West Palm Beach, Fla.

FINAL U. S. PAN AMERICAN TRIALS

At West Palm Beach, Fla. — July 3-4

1	Betty Jean Maycock, Cleveland, Ohio	35.365
2	Teresa Montefusco, Peoria, Ill.	35.065
3	Cassie Callown, Naples, Fla.	33.998
4	Judith Klauser, Milwaukee, Wis. ...	33.199
5	Sharon Phelps, Flint, Mich.	32.967
6	Sharon Richardson, Jackson, Mich.	32.866
7	Gail Santgerath, West Palm Beach, Fla.	32.399

* Not U. S. citizen.

OFFICIAL SUMMARIES

WOMEN'S GYMNASTICS—1959 PAN AMERICAN GAMES

FINAL RESULTS — TEAM ALL AROUND COMPETITION

Thursday & Friday, September 3-4, Navy Pier

Team Standings

Place	Nation	Horse Vault	Balance Beam	Calisthenics	Un. Para. Bars	All-Around Totals
1	UNITED STATES	46.690	44.067	45.743	43.133	179.633
2	Canada	44.233	43.800	43.867	43.867	175.967

* Scores of five best individuals counted toward team totals.

NOTE—Although only teams competed, results were counted as official competition and medals awarded.

Individual Standings

Place	Individual and Nation	Horse Vault	Balance Beam	Calisthenics	Un. Para. Bars	All-Around Totals
1	Ernestina Russell, CAN	9.767	9.367	9.533	9.133	38.467
2	BETTY MAYCOCK, USA	9.600	9.300	9.367	9.133	37.400
3	Marie-Claire Larsen, CAN	9.367	9.133	9.367	9.067	36.934
4	THERESA MONTEFUSCO, USA	9.267	8.433	9.433	9.167	36.300
5	CASSIE COLLAWN, USA	9.100	9.300	8.500	8.833	35.633
6	SHARON PHELPS, USA	9.060	8.567	9.307	8.533	35.467
7	JUDY KLAUSER, USA	9.633	8.567	9.233	7.400	34.833
8	Lissa Kroll, CAN	9.033	8.367	8.000	8.667	34.067
9	Rosemary Ripley, CAN	8.867	7.400	9.033	8.433	33.699
10	SHARON RICHARDSON, USA	9.100	8.400	8.700	7.467	33.667
11	Margaret Schnan, CAN	8.200	7.533	8.267	8.267	32.267
12	Louise Parker, CAN	9.233	6.833	7.700	7.767	31.533

FINAL RESULTS

INDIVIDUAL HORSE VAULT

Saturday, September 5, Navy Pier

Place	Contestant and Nation	Points
1	Ernestina Russell, Canada	19.367
2	BETTY MAYCOCK, USA	19.067
3	Louise Parker, Canada	18.566
4	THERESA MONTEFUSCO, USA	18.500
5	Marie-Claire Larsen, Canada	18.433
X	JUDY KLAUSER, USA	Withdrew

FINAL RESULTS

INDIVIDUAL BALANCE BEAM

Saturday, September 5, Navy Pier

Place	Contestant and Nation	Points
1	Ernestina Russell, Canada	19.533
2	BETTY MAYCOCK, USA	18.800
3	CASSIE COLLAWN, USA	18.533
4	Marie-Claire Larsen, Canada	18.167
5	SHARON PHELPS, USA	17.734
X	JUDY KLAUSER, USA	Withdrew

FINAL RESULTS

INDIVIDUAL CALISTHENICS

Saturday, September 5, Navy Pier

Place	Contestant and Nation	Points
1	THERESA MONTEFUSCO, USA	19.100
2	Ernestina Russell, Canada	18.900
3	SHARON PHELPS, USA	18.733
4	BETTY MAYCOCK, USA	18.600
5	Marie-Claire Larsen, Canada	18.366
X	JUDY KLAUSER, USA	Withdrew

FINAL RESULTS

INDIVIDUAL UNEVEN PARALLEL BARS

Saturday, September 5, Navy Pier

Place	Contestant and Nation	Points
1	Ernestina Russell, Canada	18.533
2	THERESA MONTEFUSCO, USA	18.367
3	Marie-Claire Larsen, Canada	18.267
4	BETTY MAYCOCK, USA	18.033
5	CASSIE COLLAWN, USA	17.866
6	Lelssa Kroll, Canada	16.300



U. S. A. Excelled In Modern Pentathlon Team Competition; Individual Honors to Brazilian

THE United States and Brazil shared the top honors in the modern pentathlon, probably the most gruelling sport of them all.

Lt. Wenceslau Malta, 25-year-old Brazilian army officer, piled up a huge margin in the fencing portion of the five-sport competition and defeated three Americans for the individual gold medal.

* * *

George Lambert of Sioux City, Iowa, Leslie Bleamaster, a 23-year-old soldier from Downey, Calif., and Robert K. Miller, the US champion from Seattle, Wash., finished 2-3-4 in the individual championship and helped score an easy victory for the US in the team championship.

Malta piling up 1,138 points in the fencing on a 24-4 record in the round-robin duelling, won the gold medal with 4,558 points. He added 1,000 points in riding, 1,138 in fencing, 860 in shooting, 770 in swimming and 790 points in cross country running, the final event of the five-day competition.

Lambert was second in the six-nation, 16-man field with 4,478 points. Bleamaster was third with 4,384 and Miller fourth with 4,318.

In the fencing, which saved decisive, Malta outscored Miller by 460

Continued on page 300

OFFICIAL SUMMARIES — MODERN PENTATHLON — 1959 PAN AMERICAN GAMES

FINAL INDIVIDUAL STANDINGS — MODERN PENTATHLON

Place	Contestant	Representing	RIDING Sunday, Aug. 30 Arlington Farms Time	Pts	Pts	FENCING Monday, Aug. 31 Naval Armory W	L	Pts	Pts	SHOOTING Tuesday, Sept. 1 Waukegan Range Score	Pts	Pts	SWIMMING Wed., Sept. 2 Portage Park Pool Time	Pts	Pts	RUNNING Thurs., Sept. 3 Arlington Farms Time	Pts	Pts	Total Points
1	Wenceslau Malta ..	Brazil	7:00	1000	2	24	4	1138	1	188	860	3	4:46	770	9	16:10	790	3	4,558
2	GEORGE LAMBERT	UNITED STATES ..	7:07	940	5	16	12	770	4	188	860	3	4:11	945	5	15:22	931	2	4,478
3	LESLIE BLEAMASTER	UNITED STATES ..	7:03	988	4	19	9	908	2	185	800	8	4:34	730	10	15:14	958	1	4,384
4	ROBERT MILLER	UNITED STATES ..	6:43	1000	2	14	14	678	6	185	800	8	4:05	975	2	16:41	697	6	4,318
5	Luis Riera	Argentina	7:22	912	7	13	15	632	7	189	880	2	4:07	965	4	16:17	769	4	4,158
6	Jose Wilson	Brazil	7:40	840	9	12	16	586	9	187	840	6	4:23	875	7	16:41	697	6	3,884
7	Antonio Almada	Mexico	8:12	712	10	19	9	908	2	182	740	11	4:27	865	8	17:09	613	12	3,838
8	Carlos Stricker	Argentina	7:11	936	6	13	15	632	7	174	580	13	4:05	975	2	16:43	691	8	3,834
9	Sergio Escobedo	Mexico	7:34	804	11	15	13	724	5	184	780	9	5:13	635	13	16:44	688	10	3,691
10	Jose Perez	Mexico	8:29	564	12	12	16	586	9	178	660	12	4:12	940	6	17:08	616	11	3,366
11	Luis Gallo	Chile	7:00	1000	2	11	17	540	10	187	840	6	6:00	400	15	17:32	544	15	3,224
12	Breno Vignali	Brazil	9:38	288	14	10	18	494	14	184	780	9	3:59	1005	1	16:32	724	5	3,291
13	Walter Bidon	Uruguay	8:12	712	10	11	17	540	12	181	680	14	4:56	720	11	17:31	547	14	3,079
14	Gerardo Cortes	Chile	DNF		15	12	16	586	9	168	460	15	5:00	700	12	16:43	691	8	2,437
15	Jaime Gonzales	Chile	DNF		15	8	20	448	15	178	660	12	5:41	495	14	17:23	571	13	2,228
16	Juan Argas*	Argentina	8:19	604	12	—	—	—	—	—	—	—	—	—	—	—	—	—	—

* Did not compete in other events by order of Argentine medical authorities. Injured in boat spill but finished last in riding.

FINAL TEAM STANDINGS — MODERN PENTATHLON

Place	Nation	RIDING Points	FENCING Points	SHOOTING Points	SWIMMING Points	RUNNING Points	Overall Points
1	UNITED STATES	3008	2351	2580	2650	2586	13,175
2	Brazil	2128	1997	2480	2650	2211	11,512
3	Mexico	2158	2130	2180	2440	1917	10,733
4	Chile	1000	1289	2160	1595	1806	7,850
5	Argentina	1000	X—no 4th team	No full team	No full team	No full team	.....

FINAL RESULTS — 1959 U. S. PAN AMERICAN MODERN PENTATHLON TRIALS

At Fort Sam Houston, Texas — July 25-29

1	Robert K. Miller, Washington AC	1000	995	838	4865	
2	George H. Lambert, New York AC	1092	840	900	940	817	4589
3	Leslie F. Bleamaster, U. S. Army	1144	872	740	730	946	4432
4	Paul K. Pauthy, U. S. Army	1100	1032	600	925	772	4429
5	Robert A. Gates, U. S. Army	1136	648	700	970	913	4367
6	Robert Beck, U. S. Navy	924	840	760	920	880	4324
7	Arnie W. Sewell, U. S. Army	688	616	860	875	1117	4106
8	Alan T. Jackson, U. S. Army	936	520	780	945	916	4097
9	Jon L. Starr, U. S. Army	1096	744	660	950	631	4081
10	Richard M. Stall, U. S. Army	1024	808	520	875	694	3921

Others—Danny Steinmon, unattached, 3871; Ray B. Tiner, U. S. Army, 3833; George W. Carter, U. S. Army, 3789; James Lewis, unattached, 3422; William Askins, unattached, 3269; James Moore, U. S. Army, 3093; John Cox, U. S. Army, 2852; Brian Steinke, U. S. Marines, 2807; Donald J. Johnson, U. S. Army, 2758.



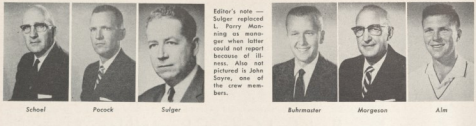

Schoel Pocock Sulger Buhrmaster Morgeson Alm

Editor's note — Sulger replaced L. Parry Manning as manager when latter could not report because of illness. Also not pictured is John Sayre, one of the crew members.



Brower Chapman Edmonds Frost Geiger Hall Holtz

1959 United States Pan American Rowing Team



Jones Kelly Knecht Kreis Krall Larsen McIntosh



Miller Mills Montesi Nash Parker Pierrot Rogers



Rouen Rubin Schoel Wailes Walker Winkelstein Yonker

U. S. Oarsmen Captured Six Championships In Final Rowing Races On Cal-Sag Canal

OUTSTANDING crews, fine condition and the advantage of competing on home grounds all added up to the United States' finest hour in Pan American rowing competition.

The red, white and blue oarsmen swept six of the seven Pan American championships—losing only in the pair oars with coxswain—on the Cal-Sag Canal.

Uruguay won the pairs in a photo finish with Argentina, with the USA a trailing third in the only close race of the finals. Thus, for the first time in the eight-year history of the hemispheric Games, Argentina failed to score a victory.

* * *

Argentina swept all seven titles in the first competition at Buenos Aires in 1951 when the United States did not enter. In the 1955 Games on the weed-filled, 1,200-meter Xochimilco course outside of Mexico City, the Argentines captured four of the championships, two seconds and a third to three firsts and four seconds for Uncle Sam.

These Games were held in February and March, the climax of the season for the South Americans and an off-season for the US.

The tremendous advantages of racing in season, in your own shells and in your own country, were underlined by the results in the 1959 Games, Sept. 4-5-6.

The US crews were ripe after the normal college and club competition and the trials at Syracuse, N. Y., for the eights, on June 27, and the small boats at Detroit, Aug. 8-9.

* * *

The champions crowned in the 2,000-meter (about 1 ¼ miles) final and their times:

SINGLE SCULLS — Harry Parker, Vesper Boat Club, 7:46.9.

DOUBLE SCULLS — John B. Kelly, Jr., bow, and William J. Knecht, stroke, Vesper Boat Club, 7:15.2.

PAIR OARS WITHOUT COXSWAIN —Robert P. Rogers, bow, and Ted Frost, stroke, Lake Washington R.C., 7:36.4.

PAIR OARS WITH COXSWAIN— Uruguay, Gustavo Perez and Luis Aguiar, and Raul Torrieri, coxswain, 7:51.1.

FOUR OARS WITHOUT COXSWAIN —Lake Washington R.C., Ted A. Nash, bow, Jay L. Hall, No. 2, Richard D. Wailes, No. 3, John A. Sayre, stroke, 6:54.0.

FOUR OARS WITH COXSWAIN— Lake Washington R.C., Charles A. Holtz, bow, LeRoy Jones, No. 2, Michael Yonker, No. 3, Roy Rubin, stroke, and Ray Walker, coxswain, 7:09.4.

EIGHT OARS WITH COXSWAIN— Syracuse University, James Edmonds, bow, Robert Schoel, No. 2, Thomas Rouen, No. 3, Michael Larsen, No. 4, Edward Montesi, No. 5, Nelson Miller, No. 6, James Kries, No. 7, Charles Mills, stroke, and Jerry Winkelstein, coxswain.

The four-crew finals were run off on Sunday, Sept. 6, under a broiling sun and with the temperature in the 90s, some 20 miles from Chicago. The site looked like man's idea of Mars as white dust clouds blow over from an adjacent quarry. Water wagons wetted down some of the dust to help ease things for the oarsmen, officials, reporters and spectators. Rowing conditions, however, were ideal on the straight, currentless course.

* * *

The United States went into the finals with all seven crews and with five out of five victories in the qualifying heats. Since there were only four entries each in the pairs with cox and the premier eights, no heats were required for these events.

Here's how the finals went:

FOURS WITH COXSWAIN—Argentina took an early lead and held it up to the 1,000-meter mark. At this halfway point, Lake Washington, stroked by Roy Rubin, raised its beat to 33 and caught the Argentines. From there on the US moved steadily ahead, winning by three lengths in 6:54.0. Argentina was second in 7:18.3, followed by Brazil, 7:25.9, and Canada, 7:34.7.

PAIR OARS WITHOUT COXSWAIN —This was a runaway all the way for Bob Rogers and Ted Frost. They won by seven lengths over Brazil in 7:36.4. Brazil was timed in 7:49.2, with Argentina third, 7:59.7, and Peru fourth, 8:07.6.

SINGLE SCULLS—Navy Lt. (jg) Parker succeeded Jack Kelly, Jr., as champion with the greatest of ease, getting off to the lead with a 36 stroke and pulling away to a length margin over Canada's Tony Biernacki at 400 meters. At 600 meters, Parker was three lengths in front and at 1,300 he was five lengths ahead. He coasted home to a four-length victory over Biernacki in 7:46.9. Biernacki was second in 7:59.2. Uruguay's Paulo Carvalho was third in 8:10.4 and Brazil's Alvaro da Silva fourth in 8:14.3.

PAIR OARS WITH COXSWAIN — The US entry from the Detroit Boat Club of stroke Alan Pierrot, bowman Jim McIntosh and coxswain Harvey Kroll, Jr., took the early lead only to be overtaken by Argentina. Uruguay overhauled Argentina at 1,000 meters and the two South American teams battled it out to the wire in a photo finish. Uruguay's Gustavo Perez, Luis Aguior and coxswain Raul Torrieri were declared the winners in 7:51.1 with the Argentine trio a tenth of a second behind. The USA was another three lengths astern in 7:58.7 with Peru fourth in 8:47.7.

FOURS WITHOUT COXSWAIN — This was another front-rowing victory



for Lake Washington's fine quartet. The Seattle crew led Argentina by a half length at 1,000 meters, stretched the margin to a full length at 1,100, to two lengths at 1,500, and to three at the finish. The Chilean and Peruvian crews were never in the race. The winners, stroked by John Sayre, were timed in 6:54.0, Argentina in 7:03.6, Chile in 7:25.7, and Peru in 7:41.6.

DOUBLE SCULLS—Jack Kelly, Jr., the singles sculls champion in 1955, teamed with Bill Knecht for another triumph. The US and Canada shared the early lead, but at the 500-meter mark the Kelly-Knecht tandem had asserted its superiority. At 700 meters the US held a length-and-a-half lead over Uruguay, which had passed the Canadians. At 1,000 meters the margin was two and a half lengths and at the finish it was five lengths. The times were USA 7:15.2, Uruguay 7:29.5, Peru 7:33.9, and Canada 7:35.8.

EIGHTS — Syracuse, stroked by Chuck Mills, led Canada's British Columbia boatload all the way. The New Yorkers took the lead with a fine start. Then, going to a steady, 36-stroke beat, Syracuse pulled to a three-quarter length advantage at 600 meters, a length at 1,200 a length-and-a-half at 1,500 and two lengths at the wire in 6:24.4. Canada was second in 6:32.6, Argentina third in 6:37.2, and Brazil in 6:48.8.

The Lake Washington [illegible] was [illegible]

Continued on page 277

SUMMARIES—1959 U. S. PAN AMERICAN ROWING TRIALS

***NATIONAL ASSOCIATION OF AMATEUR OARSMEN CHAMPIONSHIPS**
Saturday-Sunday, August 8-9, 1959
Detroit, Mich.
Final Races on 2,000 meter Detroit River Course

*Designated an official U. S. Pan American Rowing Trials.

Single Sculls—won by Harry Parker, Philadelphia Vesper B. C. 2—Pat Costello, Detroit Boat Club. 3—Tom McDermott, Philadelphia Fairmount B. C. 4—Jim Dupps, Philadelphia Vesper B. C. 5—Jim Gardiner and Walchli, Detroit, S. C. Time: 7:32.0.

Double Sculls—won by Jack B. Kelly Jr. (bow) and William J. Knecht (stroke), Philadelphia B. C. 2—W. Long and G. Best, Lake Washington, B. C. 3—E. Loveless and E. Sapp, New York A. C. 4—James Gardiner and Walchli, Detroit, S. C. Time: 7:25.5.

Pair Oars without Coxswain—won by Robert P. Rogers (bow) and Ted S. Frost (stroke), Lake Washington, B. C. 2—Detroit Boat Club. 3— West Side Boat Club, Buffalo, N. Y. 4—Scarab B. C., Detroit. 5—Massachusetts Institute of Technology. Time: 7:27.0.

Pair Oars with Coxswain—James McIntosh (bow), Alan M. Pierrot (stroke), and Harvey V. Krall, Jr., (cox), Detroit Boat Club. 2—Lake Washington B. C. 3—Undine Aquatic, Va. 4—New York A. C. 5—Philadelphia Fairmount B. V. Time: 7:37.0.

Four Oars without Coxswain—(1, Ted A. Nash (bow), Jay L. Neil (No. 2), Richard D. Wolles (No. 3), Robert Ten (stroke), Lake Washington B. C. 2—Detroit Boat Club. 3—West Side Boat Club, Buffalo, N. Y. 4—Detroit Athletic. 5—Syracuse University. Time: 6:13.0.

Four-oars with Coxswain—Charles A. Holtz (bow), LeRoy Jones, Michael Kurbin and Ron Kay (stroke), Ray J. Rubin (stroke), and Ray G. Walker (cox), Lake Washington B. C. 2—Detroit Boat Club. 3—Philadelphia Vesper S. C. 4—Lake Washington B. C. His 1 shell. 5—West Side Boat Club, Buffalo, N. Y. 6—Inter-Lake Boat Club. Time: 6:24.0.

U. S. PAN AMERICAN EIGHT OAR TEAM TRIALS
Lake Onondaga, Syracuse, N. Y.
June 27, 1959

Won by Syracuse University (James S. Edmonds, bow; Robert Schoel, No. 2; Thomas Rouen, No. 3; Michael Larsen, No. 4; Edward N. Mantiel, No. 5; Nelson T. Miller, No. 6; James S. Kries, No. 7; Charles Hultz, stroke; Jerry Winkelstein, cox.). 2—Philadelphia Vesper Boat Club. 3—Detroit Boat Club. 4—New York Athletic Club. Time: 6:27.0.



PAN AMERICAN ROWING RIPPLES—(A) The entire U. S. rowing contingent lines up for a group picture just outside its headquarters in the North Central College men's dormitory at Naperville, Ill. (B)—Clifford "Tip" Goes, U. S. Olympic Rowing chairman, greets an old friend of Cuba, Dr. Carlos Hernandez. (C)—Ray Rubin, center, looks on as teammates on the four-oars-with-coxswain crew prepares for a drill on the Cal-Sag canal (Pan American race course). (D)—Rowing Coach Loren School looks over the shore accommodations at Cal-Sag canal.

OFFICIAL SUMMARIES—ROWING—1959 PAN AMERICAN GAMES

FINAL RESULTS — SINGLE SCULLS — CAL-SAG CANAL
Sunday, September 6 — 2000 Meters

Place	Champion and Personnel	Time
1	UNITED STATES (HARRY PARKER)	7:46.9
2	Canada (Anthony Biernacki)	7:59.2
3	Uruguay (Paulo Carvalho)	8:10.4
4	Brazil (Alvaro da Silva)	8:14.2

PRELIMINARY TRIALS — FRIDAY, SEPTEMBER 4

Trial No. 1	Time	Trial No. 2	Time
1 Harry Parker, USA	7:37.6	1 Paulo Carvalho, URU	7:39.7
2 Oscar Vdovsky, ARG	8:00.3	2 Anthony Biernacki, CAN	7:40.2
3 Alvaro da Silva, BRZ	8:09.8	3 Eduardo Mena, MEX	8:13.3

Repechage, Saturday, September 5

1 Anthony Biernacki, CAN	8:32.2	2 Oscar Vdovsky, ARG	8:32.2
3 Alvaro da Silva, BRZ	8:49.3	4 Federico Wiese, CHI	8:53.6

FINAL RESULTS — DOUBLE SCULLS — CAL-SAG CANAL
Sunday, September 6 — 2000 Meters

Place	Champion and Personnel	Time
1	UNITED STATES (JOHN B. KELLY JR., WILLIAM J. KNECHT)	7:15.2
2	Uruguay (Mariano Caulin, Paul Carvalho)	7:29.5
3	Peru (Jorge Calderon, Reginal Santos)	7:33.9
4	Canada (James Rocha, Conrad Andrzyschuk)	7:35.8

PRELIMINARY TRIALS — FRIDAY, SEPTEMBER 4

Trial No. 1	Time	Trial No. 2	Time
1 Kelly-Knecht, USA	7:06.9	1 Rocha-Andrzyschuk, CAN	7:21.6
2 Caulin-Varvalho, URU	7:21.9	2 Alfieri-Smith, ARG	7:26.7
3 Padilla-Reinoso, MEX	7:35.3	3 Calderon-Santos, PER	7:33.3

Repechage, Saturday, September 5

1 Caulin-Varvalho, URU	7:40.2	2 Padilla-Reinoso, MEX	7:46.4
3 Calderon-Santos, PER	7:54.4	4 Alfieri-Smith, ARG	7:54.4

FINAL RESULTS — PAIR OARS WITH COXSWAIN
CAL-SAG CANAL
Sunday, September 6 — 2000 Meters

Place	Champion and Personnel	Time
1	UNITED STATES (TED FROST, ROBERT ROGERS)	7:26.4
2	Brazil (Milton Bruno, Edgard Gyser)	7:49.2
3	Argentina (Carlos Castillo, Julio Cima)	7:59.7
4	Peru (Mario Suito, Willy Zimmerman)	8:07.6

PRELIMINARY TRIALS — FRIDAY, SEPTEMBER 4

Trial No. 1	Time	Trial No. 2	Time
1 Frost-Rogers, USA	7:18.4	1 Bruno-Gyser, BRZ	7:37.7
2 J. Lorenzo-M. Lorenzo, ARG		2 Castillo-Cima, ARG	7:42.7
3 Silva, withdrew	7:31.1	3 Suito-Zimmerman, PER	7:55.5
4 Dicle, withdrew			

Repechage, Saturday, September 5

1 Castillo-Cima, ARG	8:17.4	2 J. Lorenzo-M. Lorenzo, ARG	8:33.6
3 Suito-Zimmerman, PER	8:32.1	4 Silva, withdrew, BRZ	

FINAL RESULTS — PAIR OARS WITH COXSWAIN
CAL-SAG CANAL
Sunday, September 6 — 2000 Meters

Place	Champion and Personnel	Time
1	Uruguay (Gustavo Perez, Luis Aguiar, and Raul Torriani, Coxn.)	7:51.1
2	Argentina (Ricardo Gonzales, Jorge Somlay, and Osvaldo Cavagnaro, Coxn.)	7:51.2
3	UNITED STATES (JAMES McINTOSH, ALAN PIERROT, AND HARVEY KROLL (COXN.)	7:58.7
4	Peru (Hector Menacho, Hector Vasquez, and Juan Lopez, Coxn.)	8:47.7

NOTE—Only entries, preliminary trials unnecessary.

FINAL RESULTS — FOUR OARS WITHOUT COXSWAIN
CAL-SAG CANAL
Sunday, September 6 — 2000 Meters

Place	Champion and Personnel	Time
1	UNITED STATES (TED NASH, JAY HALL, RICHARD WALES, AND JOHN SAYRE)	6:34.0
2	Argentine (Juan Huber, Bruno Farrera, Hector Mani, and Mario Melo)	7:03.6
3	Chile (Nelson Casanova, Jorge Contreras, Hugo Escarez, and Gobrarino Guinetti)	7:25.7
4	Peru (Richard Bruning, Ivan Dibos, Pedro Roca, and Mario Suito)	7:41.6

PRELIMINARY TRIALS — FRIDAY, SEPTEMBER 4

Trial No. 1	Time	Trial No. 2	Time
1 United States	6:43.3	1 Argentine	6:50.8
2 Chile	7:05.8	2 Brazil	7:27.7
3 Mexico	7:23.5	3 Peru	7:30.6

REPECHAGE — SATURDAY, SEPTEMBER 5

1 Chile	7:37.0
2 Peru	7:46.0
3 Mexico	7:46.2
X—Brazil withdrew.	

FINAL RESULTS — FOUR OARS WITH COXSWAIN
CAL-SAG CANAL
Sunday, September 6 — 2000 Meters

Place	Champion and Personnel	Time
1	UNITED STATES (CHARLES HOLTZ, LeROY JONES, MICHAEL KURBIN, ROY RUBIN, AND RAY WALKER, COXN.)	7:09.4
2	Argentina (Juan Lier, Roberto Parsaglia, Oscar Rompani, Jorge Somlay, Osvaldo Cavagnaro)	7:18.3
3	Brazil (Adriano Monteiro, Joao Claiata, Nelson Guarda, Jorge Rodriguez, M. Armando)	7:25.9
4	Canada (Douglas Benard, David Park, Douglas Fraser, Victor Gorcek, Keith Donald)	7:34.7

PRELIMINARY TRIALS — FRIDAY, SEPTEMBER 4

Trial No. 1	Time	Trial No. 2	Time
1 Argentine	7:02.4	1 United States	6:44.0
2 Peru	7:12.8	2 Brazil	7:03.6
3 Cuba	7:14.7	3 Canada	7:06.2

REPECHAGE — SATURDAY, SEPTEMBER 5

1 Canada	7:51.4
2 Brazil	8:03.4
3 Peru	8:11.4
4 Cuba	8:19.0

FINAL RESULTS — EIGHT OARS WITH COXSWAIN
CAL-SAG CANAL
Sunday, September 6 — 2000 Meters

Place	Champion and Personnel	Time
1	UNITED STATES (JAMES EDMONDS, BOW; ROBERT SCHOEL, THOMAS ROUEN, MICHAEL LARSEN, EDWARD MONTIEL, NELSON MILLER, JAMES KRIES, CHARLES MILLS, STROKE; AND JERRY WINKELSTEIN, COXN.)	6:24.4
2	Canada (David Anderson, Ian Beardmore, Soheo Bilk, John Cartmel, Ignace Dhondt, John Madden, Glen Mervyn, Peter Robbins, and Malcolm Trunbull)	6:32.6
3	Argentine (Osvaldo Cavagnaro, Bruno Ferrera, Ricardo Gonzalez, Juan Huber, Juan Lier, Mario Melre, Hector Mani, Roberto Parsaglia, and Jorge Somlay)	6:37.8
4	Brazil (Aadilto Barbosa, Carlos Batelho, Joao Caliata, Joao Candel, Hermenegildo da Erieda, Rosaldo Duncan, Nelson Guarda, Jose Sales, and Laurival Rodrigues)	6:48.8

NOTE—Only entries, no preliminary trials necessary.

RECAPITULATION ON RANKINGS FOR ALL SEVEN CLASSES

Nation	SS	DS	2wo	2we	4wo	4we	8wc	Places Won 1	2	3	4
UNITED STATES	1	1	1	3	1	1	1	6	0	1	0
Argentina	–	–	3	–	–	2	3	0	3	2	0
Canada	2	4	–	–	4	2	2	0	2	0	2
Brazil	4	–	2	–	–	3	4	0	1	1	2
Peru	–	3	4	4	–	–	–	0	0	1	3
Chile	–	–	–	2	3	–	–	0	0	1	1
Uruguay	3	2	1	–	–	–	–	1	1	1	0
Mexico	–	–	–	1	–	–	–	0	0	0	1

SS—single sculls. DS—double sculls. 2wo—pairs without coxswain. 2we—pairs with coxswain. 4wo—fours without coxswain. 4we—fours with coxswain. 8wc—eights with coxswain.

Continued from page 277

cox was made up of five teenage high school graduates from Seattle, Wash. Syracuse's eight had Bob School, head coach Loren School's son, at the No. 2 oar.

* * *

School was assisted by Stan Pocock, who handled the Lake Washington crews, John Sulger of the New York AC took over as manager when illness forced Perry Manning of the Detroit Boat Club to step aside. As usual, Clifford (Tip) Goes, Chairman of the U. S. Olympic Rowing Committee, performed invaluable service. His advice and direction was particularly effective in solving a serious regatta problem for the Chicago officials.

Shells were furnished by Princeton University, Navy, Vesper Boat Club, Fairmount R.A., New York A.C., Syracuse University, Schuylkill Navy, Detroit B.C., Ecorse B.C. and Lincoln Park R.C.

The crews were housed at North Central College in Naperville and were brought by bus twice daily to the rowing course.

In praising the crews and staffs, head coach School singled out George S. Cointe of Cornell University for his work as trainer for the entire rowing encampment of Naperville.

"He not only ministered to the team but to all of the South American teams as well," said School.

School also lauded Chairman Earl Margeson of the U. S. Olympic work as boatman on the crews at Cal-Sag race course.



Carpenter Aitken Bellisle Burchett Cortez DeFino Lowe



Lincoln Maass Mosely Ratliff Smith Stineman Sutherland

1959 United States Pan American Shooting Team



Team Captain
Lt. Col. Sidney C. Carpenter
Team Adjutant
Asst. Robert W. Iowa
Team Coach
Maj. Harry E. Toney
Rifle Events
Pfc. Gary L. Anderson
Lt. James S. Carter
Capt. Arthur E. Cook
Lt. Verle Wright, Jr.
Sp/5 Martin L. Gunnarsson
Lt. Presley W. Kendall
Lt. Tommy O. Paul
Lt. Daniel B. Puckel
Lt. Col. Lones W. Spradlin
Lt. Verle F. Wright
Skeet Events
Edwin C. L. Calhoun
Chesley J. Crites
Maj. Oliver R. Davis
Rolland A. Franzen
Sgt. Carl K. Helton
Sgt. Kenneth L. Pendergrass
Sgt. 1/c Wilhelm Smythe (engr.)
Pistol Events
Harry E. Aitken
Sfc. Maurice E. Bellisle
Sfc. Lloyd Burchett
Sfc. Jack H. Cortez
Tsg./1c Gaspar P. DeFino
Sfc. Nelson H. Lincoln
CWO/2 Victor E. Maass
Sfc. Laurence E. Mosely
Sfc. Jack R. Ratliff
Sfc. Aubrey E. Smith
M.Sgt. Richard M. Stineman
M./Sgt. Roy L. Sutherland

Toney Anderson Carter Cook



Eberwine Gunnarsson Kendall Paul Spradlin Wright



Mabie Calhoun Davis Crites Franzen Helton Pendergrass

Lt. Daniel Puckel's Harvest Of 12 Medals Paced U. S. A. Sweep of Shooting Laurels

LT. Daniel Puckel of Fort Benning, Ga., collected an amazing total of 12 medals—nine gold and three silver—in leading a superb United States shooting team to an overwhelming victory.

It was an all-time high of prizes in either Pan American or Olympic history, and probably never will be equalled.

The 27-year-old Puckel, who began his firing career by blasting tin cans at the age of 11, smashed three world rifle records in the process of setting a world record for medal collections.

The University of Tennessee graduate's magnificent marksmanship paced the US to eight of the nine individual rifle titles and five of the six team championships.

* * *

The American pistol shooters were equally good in winning all five titles, two for team and three for individuals. The US skeet shooters divided two championships, winning the team prize but finishing only fourth in the individual although producing the highest scorer in Maj. Oliver Davis. The army officer from Springfield, Va., blasted 199 of 200 targets but unfortunately had not been named for the individual competition. The gold medal went to Chile's Gilberto Navarro with 197.

Puckel broke the three world records in the 300-meter free rifle event in pacing the US to the team title. He fired 1,147 out of 1,200 from the three positions for a world record, scoring 394 prone, 388 kneeling and 365 standing. The scores from prone and kneeling positions also were world records. The sharpshooter from Marion, Ind., naturally won four individual gold medals and one for team in that category.

In small bore rifle shooting, the US again paced by Puckel, won the team championship for kneeling, standing and over-all. Puckel also won the over-all individual crown for a total of four gold medals. He won his silver medals with individual seconds in kneeling and standing—both won by teammate Lt. James Carter of Columbus, Ga.—and a second in team prone position.

The US quartet in the free rifle also included Lt Tommy Paul of Columbus, Ga., Lt. Verle Wright of Fort Benning, Ga., and PFC Gary Anderson of Axtell, Nebr. The small bore quartet included Puckel, Wright, Anderson and Carter. Pool also earned three individual seconds and a third.

SHOOTING

Canada's Gerald Ouellette won the small bore prone position and Canada took the team gold medals for that category.

Arthur Cook, 1948 Olympic champion from Adelphi, Md., won the English Match Rifle crown with a 582 score although Martin Gunnarsson of Sedalia, Colo., scored 583. Gunnarsson, a Sp/5 in the army, was a

Continued on page 284

OFFICIAL SUMMARIES—SHOOTING—1959 PAN AMERICAN GAMES

FINAL RESULTS
FREE PISTOL 50 METERS
Sunday, August 30
Waukegan, Ill. Shooting Range
Team Standings

Place	Nation and Personnel	Team Score
1	UNITED STATES	2128
	ROY L. SUTHERLAND	536
	VICTOR E. MAASS	522
	NELSON H. LINCOLN	546
	LLOYD BURCHETT	524
2	Argentina	2069
	Onidio Garay	512
	Alberto E. Martijena	524
	Valerio Oliva	521
	Angel E. Monelli	512
3	Canada	2068
	James R. Zavitz	519
	Garfield W. McMahon	533
	Thomas A. Cocking	490
	Godfrey Brunner	526
4	Peru	2062
	Francisco Obayza	517
	Armando F. Lopez	514
	Edwin C. Vasquez	513
	Antonio S. Vito	518
5	Brazil	2058
	Alvaro Jose dos Santos	522
	Pedro Simoa	510
	Jorge Mesquito	504
	Ferreira Fernandez	522
6	Puerto Rico	2034
	William O. Santana	502
	Miguel Barasorda	536
	Fred Guillermety	532
	Alberto Guerrero	474
7	El Salvador	1990
	Tito Castilla	507
	Ricardo Lopez	493
	Alcides J. Aviles	486
	Carlos Rozeville	504
8	Cuba	1948
	Manuel Oliver	477
	Roman Pla	434
	Jose M. Fernandez	499
	Tomas Cabanas	538

Individual Standings

Place	Contestant and Nation	Score
1	Nelson H. Lincoln, UNITED STATES	546
2	Tomas Cabanas, Cuba	538
3	ROY L. SUTHERLAND, USA	536
4	Garfield McMahon, Canada	533
5	Miguel Barasorda, Puerto Rico	526
6	Alberto E. Martijena, Argentina	524

Other Placings

7	Camilo Kuri, Mexico	523
8	Ferreira Fernandez, Brazil	522
	Tied with	
	Alvaro Jose Dos Santos, Brazil	522
10	James R. Savitts, Canada	519
11	Antonio S. Vito, Peru	518
12	Rigoberto Pavitt, Chile	516
13	Edwin C. Vasquez, Peru	513
14	Onidio Garay, Argentina	512
15	Tito Castilla, El Salvador	507
16	William O. Santana, Puerto Rico	502
17	Jose M. Fernandez, Cuba	499
18	Louis Gomez, Ecuador	498
19	Gabriel Garcia, Guatemala	496
20	Ricardo J. Lopez, Ecuador	493
21	Manuel Marcichora, Costa Rica	485
22	C. M. Cabos, Ecuador	479
23	Rafael M. Coronado, Guatemala	470

FINAL RESULTS
CENTER FIRE PISTOL, 25 METERS
Wednesday, September 2
Waukegan, Ill. Shooting Range
Team Standings

Place	Nation and Personnel	Team Score
1	UNITED STATES	2766
	David Cortes	567
	Aubrey Smith	569
	Richard Stineman	585
	Roy Sutherland	545
2	Venezuela	2214
	Cornelio Crasses	567
	Hermann Espinal	550
	Carlos Manteverde	548
	Pedro Bujana	549
3	Puerto Rico	2213
	Jose Lopez	556
	Leon Lyon	552
	Manuel Gonzalez	556
	Zenon Raza	549
4	El Salvador	2211
	Tito Castilla	561
	Elmin Mena	555
	Carlos Rauseville	540
	Ricardo Lopez	555
5	Brazil	2197
	Adelmar Fallez	553
	Allan Sabacinski	545
	Luiz Machado	539
	Gary Guilherme	560
6	Canada	2194
	Garfield McMahon	566
	James Savitts	548
	Thomas Cocking	553
	Godfrey Brunner	527
7	Cuba	2188
	Tomas Cabanas	564
	Jose Fernandez	527
	Carlos Rodriquez	543
	Manuel Oliver	554
8	Argentina	2166
	Oscar Cerva	568
	Jose Shaffer	529
	Enrique Schack	547
	Nelson Torno	522

Individual Standings

Place	Contestant and Nation	Score
1	AUBREY SMITH, UNITED STATES	590
2	Oscar Cerva, Argentina	568
	Carlos Rauseville, Puerto Rico	567
	David Cortes, USA	567
	Richard Stineman, USA	585
6	Roy Sutherland, USA	545
7	Jose Lopez, Puerto Rico	556
	Manuel Gonzalez, Puerto Rico	556
9	Tito Castilla, El Salvador	561
10	Elmin Mena, El Salvador	555
	Ricardo Lopez, El Salvador	555
12	Gary Guilherme, Brazil	560
13	Garfield McMahon, Canada	566
14	Manuel Oliver, Cuba	554
15	Tomas Cabanas, Cuba	564
16	Carlos Rodriquez, Cuba	543
17	Enrique Schack, Argentina	547
18	Nelson Torno, Argentina	522

SHOOTING SUMMARIES

Continued from page 281

3	Garfield McMahon, Canada	568
4	Carlos Crassus, Venezuela	567
5	Tomas Cabanas, Cuba	562
6	Jose Lopez, Puerto Rico	556
	Tied with	
	Manuel Gonzalez, Puerto Rico	556

* Smith was shootoff by score of 289 to 268 for Carvo.

Other Placings

8	Ricardo Lopez, El Salvador	555
	Tied with	
	Efrain Mena, El Salvador	555
10	Adehmar Faller, Brasil	553
11	Herman Espino, Venezuela	550
12	Roberto Kobicek, Uruguay	549
13	James R. Savitz, Canada	548
14	Camillo Kuri, Mexico	547
15	Alton Sobocinski, Brasil	545
	Tied with	
	ROY L. SUTHERLAND, USA	545
17	Rigoberto Fanti, Chile	538
18	Gonzalez Carmelo, Peru	531
19	Jose Fernandez, Cuba	527
20	Enrique Schack, Argentina	525
21	Carlos Pacheco, Costa Rico	520
22	Jose Duran, Ecuador	457
23	Luis Aguirre, Ecuador	454
24	Benito Machado, West Indies	435

FINAL RESULTS

RAPID FIRE (SILHOUETTE) PISTOL, 25 METERS

Saturday & Sunday, September 5-6

Waukegan, Ill. Range

Individual Standings**

Place	Contestant and Nation	Score
1	DAVID CARTES, UNITED STATES	584
2	AUBREY SMITH, UNITED STATES	573 *
3	Guillermo Cernuda, Peru	571
4	Carlos Crassus, Venezuela	571
5	Tomas Cabanas, Cuba	567
	Tied with	
	Oscar Cervo, Argentine	567

* Won shootoff for medal.

**No team competition held.

Other Placings

7	Jose del Toro, Mexico	566
8	Armando Lopez, Peru	565
	Tied with	
	Alfonso Castaneda, Mexico	565
10	Renato Girardi, Brasil	563
11	Silvino Ferreira, Brasil	559
12	Jesus Schaffer, Argentine	554
13	Carlos Montenegro, Venezuela	546
14	Carlos Roseville, El Salvador	544
	Tied with	
	James Zovitz, Canada	544
16	Leon Lyon, Puerto Rico	540
	Tied with	
	Roberto Kobicek, Uruguay	540
18	Thomas Cocking, Canada	537
19	Carlos Rodriguez, Cuba	536
20	William Santana, Puerto Rico	531
21	Humberto Cabrera, Cuba	513

RIFLE SHOOTING

FINAL RESULTS

ENGLISH MATCH RIFLE (SMALL BORE) (50 and 100 meters)

Monday, August 31

Waukegan, Ill. Shooting Range

Team Standings

Place	Nation and Personnel	Score
1	UNITED STATES	2317
	M. QUINNARTSON	295-288-583
	ARTHUR COOK	292-290-582
	PRESLEY KENDALL	286-290-576
	JAMES EBERWINE	292-284-576
2	Peru	2297
	Carlos Lastarria	290-283-573
	Miss Lita Baldwin	289-290-579
	Guillermo Baldwin	286-287-573
	Oscar Caceres	279-293-572
3	Canada	2291
	Gerald Ouellette	286-289-579
	Edgar Tillen	280-283-563
	Evald Gering	290-287-577
	Clark White	284-292-576
4	Mexico	2289
	Ernesto Mantemayor	291-290-581
	Guillermo Narvoez	281-280-561
	R. de la Garza	287-288-575
	Jesus Farias	285-287-572
5	Venezuela	2286
	Jose Corzalo	286-284-570
	Enrico Parcella	293-282-575
	Juan Llobat	286-289-575
	Enrique Lucca	281-285-566
6	Brazil	2276
	Edmar Vianna	284-288-572
	Milton Sobocinski	277-288-565
	Severino Moreira	287-279-566
	Luiz Artigas	284-284-568
7	Argentina	2261
	Pedro Armello	286-283-569
	Oscar Olmos	284-281-565
	Juan Gandolfo	277-280-560
	Edoardo Armello	289-290-569
8	El Salvador	2255
	Ricardo Menendez	281-282-563
	Juan Contreras	286-282-569
	Jose Perago	273-282-555
	Jaime Gomez	289-279-568
9	Chile	2250
	Juan Gazmo	281-284-565
	Humberto Uterus	284-276-560
	Vicente Herrera	282-281-563
	Alfredo Urrutia	282-280-562
10	Ecuador	2227
	Carlos Cobos	283-286-571
	Phillipe Cires	270-282-552
	Boanerges Pin	277-282-559
	Jose Torres	269-276-545
11	Costa Rica	2201
	Rodolpho Jimenez	276-262-538
	Gorge Andre	270-274-544
	Carlos Pacheco	267-288-555
	Guillermo Hongan	283-282-564

Individual Standings

Place	Contestant and Nation	Score
1	ARTHUR E. COOK USA	292 290 582
2	E. Montemayor, Mexico	291 290 581
3	Miss Lita Baldwin, Peru	289 290 579
4	Clark W. White, Canada	284 292 576
	Tied with	
	PRESLEY KENDALL, USA	286 290 576
6	G. Ouellette, Canada	286 289 575
7	E. Parcella, Venezuela	293 282 575
	Tied with	
	Juan Llobat, Venezuela	286 289 575
9	Carlos Lastarria, Peru	290 283 573
10	Edmar Vianna, Brasil	284 288 572
11	C. M. Cobos, Ecuador	283 286 571
12	J. Contreras, El Salvador	286 283 569
	Tied with	
	P. Armello, Argentine	286 283 569
14	Luis Artigas, Brasil	284 284 568
15	Oscar Olmos, Argentine	284 281 565
	Tied with	
	Juan Bazmo, Chile	281 284 565
17	G. Hongen, Costa Rica	282 282 564
18	E. Menendez, El Salv.	281 282 563
19	G. Narvoez, Mexico	281 280 561
20	Humberto Uterus, Chile	284 276 560
21	C. Pacheco, Costa Rico	267 288 555
22	Augusto Cires, Ecuador	270 282 552

FINAL RESULTS

SMALL BORE RIFLE — PRONE, 50 METERS

Wednesday and Thursday, Sept. 2-3

Waukegan, Ill. Range

Team Standings

Place	Nation and Personnel	Score
1	Canada	1542
	Gerald Ouellette	392
	Clark White	389
	Evald Gering	385
	Edgar Tillen	376
2	UNITED STATES	1535
	DANIEL PUCKES	385
	VERLE WRIGHT	390
	JAMES CARTER	382
	GARY ANDERSON	378
3	Mexico	1520
	Jesus Farias	377
	Guillermo Narvoez	375
	Roberto de la Garza	379
	Ernesto Mantemayor	389
4	Venezuela	1519
	Enrico Parcella	389
	Juan Llobat	381
	Jose Cazorla	382
	Enrique Lucca	367
5	Peru	1517
	Carlos Lastarria	382
	Teodoro Bullon	378
	Ruben Valdez	382
	Luis Albarrez	373
6	Brazil	1509
	Severino Moreira	379
	Edmar Vianna	379
	Milton Sobocinski	384
	Antonio de Caldeira	382
7	Argentine	1506
	Oscar Olmos	382
	Eduardo Armello	382
	Jorge di Giandomenico	368
	Pedro Armello	374
8	Chile	1495
	Juan Bazmo	374
	Humberto Uterus	383
	Vincente Herrero	369
	Alfredo Urrutia	369
9	Ecuador	1475
	Fabian Guarderas	372
	Carlos Cobos	371
	Felipe Cires	366
	Boanerges Pin	366
10	El Salvador	1473
	Juan Contreras	381
	Ricardo Menendez	376
	Jose A. Castillo	367
	Helio Castro	349
11	Costa Rica	1466
	Jorge Andre	358
	Guillermo Hongan	376
	Rodolpho Jimenez	359
	Carlos Pacheco	373

Individual Standings

Place	Contestant and Nation	Score
1	Gerald Ouellette, Canada	392
2	VERLE WRIGHT, UNITED STATES	390
3	Clark White, Canada	389 *
4	Ernesto Mantemayor, Mexico	389
5	DANIEL PUCKES, UNITED STATES	385
6	Enrico Parcella, Venezuela	384
	Other Placings	
7	Humberto Uterus, Chile	383
8	Oscar Olmos, Argentine	382
	Tied with	
	Pedro Armello, Argentine	382
	and	
	Carlos Lastarria, Peru	382
11	Juan Llobat, Venezuela	381
	Tied with	
	Juan Contreras, El Salvador	381
13	Severino Moreira, Brazil	379
	Tied with	
	Roberto de la Garza, Mexico	379
	and	
	Edmar Vianna, Brazil	379
16	Teodoro Bullon, Peru	378
17	Carlos Pacheco, Costa Rica	376
	Tied with	
	Ricardo Menendez, El Salvador	376
19	Juan Bazmo, Chile	374
20	Guillermo Hongan, Costa Rica	373
21	Carlos Cobos, Ecuador	371
22	Augusto Cires, Ecuador	366

* Won medal on shootoff.

FINAL RESULTS — SMALL BORE RIFLE KNEELING, 50 METERS

Wednesday and Thursday, Sept. 2-3

Waukegan, Ill. Range

Team Standings

Place	Nation and Personnel	Score
1	UNITED STATES	1508
	DANIEL PUCKES	377
	VERLE WRIGHT	374
	JAMES CARTER	382
	GARY ANDERSON	375
2	Argentina	1439
	Oscar Olmos	359
	Eduardo Armello	357
	Jorge di Giandomenico	364
	Pedro Armello	359

Individual Standings

Place	Contestant and Nation	Score
1	JAMES CARTER, UNITED STATES	357
2	DANIEL PUCKES, UNITED STATES	345
3	Gerald Ouellette, Canada	341
4	Oscar Olmos, Argentine	339
5	Teodoro Bullon, Peru	338
	Tied with	
	Jorge di Giandomenico, Argentine	338
	Other Placings	
7	Edgar Tillen, Canada	336
8	Carlos Lastarria, Peru	332
9	Humberto Uterus, Chile	330
10	Boanerges Pin, Ecuador	330
11	Juan Gandolfo, El Salvador	319
12	Carlos Cobos, Ecuador	316
13	Vicente Herrero, Brazil	315
14	Juan Bazmo, Chile	312
15	Jose Duran, Ecuador	311
16	Helio Castro, El Salvador	301
17	Rodolpho Jimenez, Costa Rica	247

FINAL RESULTS

SMALL BORE RIFLE — OVERALL TOTALS

Place	Nation and Personnel	Score
1	UNITED STATES	4436
	DANIEL PUCKES	1107
	VERLE WRIGHT	1098
	JAMES CARTER	1121
	GARY ANDERSON	1105
2	Argentine	4302
	Oscar Olmos	1081
	Eduardo Armello	1075
	Jorge di Giandomenico	1070
	Pedro Armello	1076
3	Canada	4271
	Gerald Ouellette	1106
	Clark White	1057
	Evald Gering	1033
	Edgar Tillen	1075
4	Peru	4192
	Carlos Lastarria	1058
	Teodoro Bullon	1063
	Luis Albarrez	1042
	Ruben Valdez	1030
5	Brazil	4153
	Severino Moreira	1039
	Edmar de Vianna	1039
	Milton Sobocinski	1044
	Amilcar Caldeira	1031
6	Chile	4121
	Juan Bazmo	1027
	Humberto Uterus	1066
	Vincente Herrero	1022
	Alfredo Urrutia	1006
	Tied with	
	Ecuador	4121
	Carlos Cobos	1022
	Augusto Cires	1004
	Fabian Guarderas	1048
	Felipe Cires	1047

Individual Standings

Place	Contestant and Nation	Score
1	DANIEL PUCKES, UNITED STATES	1107
2	Gerald Ouellette, Canada	1106
3	GARY ANDERSON, UNITED STATES	1105
4	Eduardo Armello, Argentine	1075
	Tied with	
	Edgar Tillen, Canada	1075
6	Jorge di Giandomenico, Argentine	1070
	Other Placings	
7	Humberto Uterus, Chile	1066
8	Teodoro Bullon, Peru	1062
9	Carlos Lastarria, Peru	1058
10	Boanerges Pin, Ecuador	1047
11	Edmar de Salles Vianna, Brazil	1039
	Tied with	
	Severino Moreira, Brazil	1039
13	J. Castillo, El Salvador	1038
14	Juan Bazmo, Chile	1027
15	Carlos Cobos, Ecuador	1022
16	Helio Castro, El Salvador	975

FINAL RESULTS — FREE RIFLE

300 METERS — THREE POSITION

Saturday and Sunday, September 5-6

Waukegan, Ill. Range

Team Standings — Overall Totals

Place	Nation & Personnel	Prone	Over-Kneel Stand	all
1	UNITED STATES			4491
	DANIEL PUCKES	394	388 365	1147
	TOMMY POOL	394	379 347	1120
3	Canada			4403
	Gerald Ouellette	373		
	Edgar Tillen	363		
	Evald Gering	333		
	Clark White	334		
4	Brazil			1366
	Severino Moreira	349		
	Edmar Vianna	349		
	Milton Sobocinski	348		
	Amilcar de Caldeira	344		
5	Ecuador			1385
	Fabian Guccoras	349		
	Carlos Cobos	335		
	Felipe Cires	350		
	Boanerges Pin	351		
6	Chile			1380
	Juan Bizama	341		
	Humberto Uterrez	353		
	Vincente Herrero	340		
	Alfredo Urrutia	346		
7	Peru			1366
	Carlos Lastarria	344		
	Teodoro Bullon	346		
	Ruben Valdez	326		
	Luis Albarrez	350		

Individual Standings

Place	Contestant and Nation	Score
1	DANIEL PUCKES, UNITED STATES	394 *
2	TOMMY POOL, UNITED STATES	394
3	Clark White, Canada	385
4	Pedro Armello, Argentine	383
5	Jorge di Giandomenico, Argentine	377
6	Teodoro Bullon, Peru	369
7	Ruben Valdez, Peru	366
8	Juan Bizama, Chile	364
9	Alfredo Pecori, Chile	348
10	Rodolpho Jimenez, Costa Rico	322
11	Jorge Andre, Costa Rico	318

* Won on targets hit.

FINAL RESULTS — INDIVIDUAL FREE RIFLE KNEELING — 300 METERS

Saturday and Sunday, September 5-6

Waukegan, Ill. Range

Place	Contestant and Nation	Score
1	DANIEL PUCKES, UNITED STATES	388
2	TOMMY POOL, UNITED STATES	379
3	Pedro Armello, Argentine	362
4	Clark White, Canada	354
5	Juan Bizama, Chile	354
6	Ruben Valdez, Peru	348
7	Ruben Valdez, Peru	348
8	Alfredo Pecori, Chile	348
9	Rodolpho Jimenez, Costa Rico	283

FINAL RESULTS — INDIVIDUAL FREE RIFLE STANDING — 300 METERS

Saturday and Sunday, September 5-6

Waukegan, Ill. Range

Place	Contestant and Nation	Score
1	DANIEL PUCKES, UNITED STATES	365
2	Jorge di Giandomenico, Argentine	350
3	TOMMY POOL, UNITED STATES	347
4	Pedro Armello, Argentine	341
5	Ruben Valdez, Peru	340
6	Teodoro Bullon, Peru	321
7	Juan Bizama, Chile	310
	Tied with	
	Alfredo Pecori, Chile	310
9	Clark White, Canada	311
10	Rodolpho Jimenez, Costa Rico	299
11	Evald Gering, Canada	277

Skeet Shooting Summaries continued on page 284

SHOOTING

Continued from page 281

member of the winning US team in that event but had not been designated for the individual competition.

The same situation occurred in the skeet shooting as well as in the pistol.

The US outscored Venezuela in the skeets, 779 to 770, with a quartet of Maj. Oliver Davis (199), Kenneth Pendergras (195) of Jacksonville, Fla., Chesley Cirtes (193) of Detroit and Edwin Calhoun (192) of Salisbury, Md. Pendergras, the high man among those named for the individual firing, finished fourth.

* * *

The pistol champions included SFC Nelson Lincoln of Columbus, Ga., in free (slow) shooting, with 547; Lt. David Cartes of Columbus, Ga., in rapid fire, with 584, and SFC Aubrey Smith of Columbus, Ga., in center fire pistol. Smith and Oscar Servo of Argentina tied with 569 each but the American won the shoot-off, 289 to 268.

Team titles were won by the US for free pistol and center fire pistol. The free pistol team, in addition to Lincoln, included M/Sgt. Roy Sutherland, Columbus, Ga., 536; SFC Lloyd Burchett, Columbus, Ga., 524, and CWO-2 Victor Maass, Columbus, Ga., 522.

The center fire quartet, in addition to Smith (569), included Cartes (567), M/Sgt. Richard Stineman, Fort Benning, Ga., (585), and M/Sgt. Sutherland (545).



UNITED STATES 1959 PAN AMERICAN SKEET SHOOTING TEAM—left to right—Chesley J. Cirtes, Edward C. L. Calhoun, Maj. Oliver R. Davis, Mrs. Lee Mabie (team manager), Rolland A. Franzen, Carl K. Holton, and Kenneth L. Pendergras.

OFFICIAL SUMMARIES — SKEET SHOOTING — 1959 PAN AMERICAN GAMES

FINAL STANDINGS FOR INDIVIDUAL SKEET SHOOTING COMPETITION

Held at Lincoln Park Gun Club, Saturday & Sunday, Sept. 5-6

Place	Name of Contestant	Representing	Sat. Score	Sun. Score	Total*
1	Gilberto Navarro	Chile	99	98	197
2	Juan Garcia	Venezuela	99	97	196**
3	Bernard Hartman	Canada	99	97	196
4	Jose A. Artecona	Cuba	99	96	195
	Tied with				
	KENNETH L. PENDERGRAS	UNITED STATES	99	96	195
6	Arnaldo Rincones	Venezuela	97	95	192
	Tied with				
	EDWIN C. CALHOUN	UNITED STATES	96	96	192

Other Final Placings

8	Gert Kleisson, ARG		95	96	191
9	Juan Baehler, ARG		98	91	189
	Tied with				
	Bernard Sicotte, CAN		94	95	189
	and				
	Jaime Loyola, PR		93	96	189
12	Pablo Bordino, CUB		94	94	188
	Tied with				
	Amadeo Dilouro, PER		94	94	188
	and				
	Alberto Guerrero, PR		96	92	188
15	Juan Lira, CHI		93	94	187
16	Anthony Kelly, WIF		91	95	186
	Tied with				
	Metry Saoga, WIF		97	89	186
18	Edgar Castillo, GUA		97	93	185
19	Duilio Matellini, PER		92	90	182
20	Jorge Garcia, GUA		88	86	174

NOTE—Scores on basis of 200 targets.
**Won shootoff for medal.

FINAL STANDINGS FOR TEAM COMPETITION IN SKEET SHOOTING

Held at Lincoln Park Gun Club, Saturday & Sunday, Sept. 5-6

1	UNITED STATES	392	387	779
	Edwin Calhoun	96	96	192
	Chesley J. Cirtes	97	96	193
	Maj. Oliver R. Davis	100	99	199
	Kenneth L. Pendergras	99	96	195
2	Venezuela	390	380	770
	Juan Garcia	99	97	196
	Arnaldo Rincones	97	95	192
	M. Mata	97	95	192
	Guillermo Reydon	97	93	190
3	Cuba	383	374	757
	Jose Artecona	99	96	195
	Pablo Bordino	94	94	188
	Jose L. Junquera	94	93	187
	Justo Lamar	96	91	187
4	Canada	375	378	753
	Bernard Hartman	99	97	196
	Edoardo Tova	96	96	192
	Bernard Sicotte	94	95	189
	Frank McCormick	86	90	176
5	Peru	377	369	746
	Enrique Dibos	94	96	190
	Amodeo Di Laura	94	94	188
	Edward Atsel	97	89	186
	Duilio Matellini	92	90	182
6	Puerto Rico	374	366	740
	Jaime Loyola	93	96	189
	Alberto Guerrero	96	92	188
	Luis Santaella	93	93	186
	Angel Marchand	92	85	177
7	West Indies Federation	369	356	725
	Anthony Kelly	91	95	186
	Metry Saoga	97	89	186
	Benita Machado	91	93	184
	Wellesley Browne	90	79	169
8	Argentina	371	345	716
	Gert Kleisson	95	96	191
	Juan Baehler	98	91	189
	Pedro Usandizaga	88	82	170
	Camillo Gonzalez	90	76	166
9	Chile	363	351	714
	Gilbert Navarro	99	98	197
	Juan Lira	93	94	187
	Itsia Pineta	88	83	171
	Armando Gellana	83	76	159

NOTE—Guatemala did not compete in team competition.

Third Place Rating For U. S. Soccer Team Fine Record

THE United States made a fine debut in Pan American soccer competition by finishing third behind Argentina and Brazil, perennial powers in the sport. It was the first time the US earned medals in the sport in either Pan American or Olympic competition.

It was an excellent showing especially since the 4-2 record in the round-robin tournament among seven nations included an astonishing 5-3 victory over Brazil, which produced headlines in South America.

The Pan American performance was particularly impressive considering that it was an all-star team composed of players from all over the nation. They didn't assemble until 11 days before the Games.

Argentina won the championship for the third straight time with a (5-0-1) record, followed by Brazil (4-1-1), USA (4-2), Haiti (3-3), Costa Rica (2-3-1), Mexico (1-4-1) and Cuba (0-6).

* * *

In the Pan American tourney, Zerhusen, a 28-year-old cabinet maker, tied Brazil's Jose da Silva for scoring honors with 10 goals. Edward Murphy, a 29-year-old mailman and a member of the 1956 Olympic squad, was third high with eight.

The US was forced to meet Argentina in the first game and bowed, 4-1. An injury sidelined John Traina in the first six minutes, curbing the team's effectiveness.

Undismayed by the opening defeats, the US rebounded to whip Haiti, 7-2, with Zerhusen scoring four goals, Bill Looby two and Gene Grabowski one.

Then came Brazil and the big upset. The US played its best game, holding the Brazilians 2-2 in the first half, before outscoring them, 3-1, in the second half for the 5-3 triumph. Murphy booted three goals and Zerhusen two.

Cuba proved to be the weakest team in the field and the US triumphed, 5-0. Zerhusen and Looby got two goals each and Murphy one.

The 4-3 loss to Costa Rica that followed was particularly tough to take. Alex Ely was unable to play and Costa Rica had a 4-2 lead at halftime. The US dominated play in the second half, although scoring only once. Many shots, however, hit the cross-bar and goal posts. Zerhusen, Murphy and Looby each scored once.

In the final game with Mexico, the US took a 2-1 lead at the half-time and kept the same advantage in the second half for a 4-2 victory. Murphy scored twice and Zerhusen and Looby once each.

* * *

The US team of 18, and six alternates, was chosen on the basis of selections and trials in the East, Midwest and Far West in March, and the two-game final trials at St. Louis on April 19.

The team included the following: George C. Brown, fullback, U. S. Army and Greenwich, Conn.; Alexander Ely, halfback, Philadelphia Ukranians; Ralf I. Granger, fullback, Los Angeles Kickers; Eugene A. Grabowski, forward, Hakoah S.C., Kearny, N. J.; Jury Kulichenko, forward, Philadelphia Ukranians; William E. Looby, forward, Kutis S.C., St. Louis; Ronald P. Maierhofer, forward, Buffalo S.C.;

Continued on page 286

SOCCER

FINAL STANDINGS — SOCCER FOOTBALL HANSON PARK

Place	Nation	W	L	T	G	O	Pts.
1	Argentine	5	0	1	20	4	11
2	Brazil	4	1	1	27	11	9
3	UNITED STATES	4	2	0	25	15	8
4	Haiti	3	3	0	19	20	6
5	Costa Rica	2	3	1	10	16	5
6	Mexico	1	4	1	13	20	3
7	Cuba	0	6	0	4	32	0

Leading Goal Scorers

AL ZERHUSEN, UNITED STATES		10
Jose da Silva, Brazil		10
EDWARD MURPHY, UNITED STATES		8
Conrad Delpecho, Haiti		7
BILL LOOBY, UNITED STATES		7

United States Lineup

Victor Ottoboni	Goal
Herman Wecke	Fullback (R)
Joseph Speca	Fullback (L)
Zenon Snylyk	Halfback (R)
Jacob Raschenski	Halfback (C)
Alexandre Ely	Halfback (L)
Ralf Granger	Forward (OR)
William Looby	Forward (IR)
Edward Murphy (C)	Forward (C)
Eugene Grabowski	Forward (IL)
Al Zerhusen	Forward (OL)

R—right. C—center. L—left. OR—outside right. OL—outside left. IR—inside right. IL—inside left.

Reserves

George Brown	Fullback
Jury Kulichenko	Goal
Ronald Maierhofer	Forward
Valentine Pellizzaro	Halfback
Willy Schuller	Halfback
James Stachrowsky	Forward
John Traina	Halfback



Reed *Geisler*



Brown *Ely*



Granger *Grabowski*



Kulichenko *Looby*



Maierhofer *Murphy*



Ottobon Pellizzaro



Ruschelnski Schaller



Szylyk Speca



Stachowsky Traina



Wecke Zerhusen

SOCCER FOOTBALL

Continued from page 285

Edward J. Murphy, forward, Slovak A.A., Glenview, Ill.; Vittorio Ottobani, goal, Viking A.C., Daly City, Calif.; V. L. Pellizzaro, halfback, St. Louis Kutis; Jacob Ruscheinski, fullback, Chicago Kickers; Willy Schaller, halfback, Blau-Weiss S.T., New York; Zenon Snylyk, halfback, Chicago Lions; Joseph Speca, fullback, Pompeii S.C., Baltimore; James Stachrowsky, forward, Chicago Lions; John P. Traina, halfback, St. Louis Kutis; Herman Wecke, fullback, St. Louis Kutis, and Albert Zerhusen, forward, Los Angeles Kickers.

The alternates were Ronald Coder, goal, U. S. Air Force and Savannah, Ga.; Elwood Cook, forward, St. Louis Kutis; Alex Guild, forward, Trinity College, Hartford, Conn.; George Ramanenko, fullback, Chicago Lions; Allen Sonnenblich, Hakoah S.C., New York; Ray Wilson, halfback, Philadelphia Hungarians.

James J. Reed of Princeton was the team coach and Walter Giesler of St. Louis the team manager. Wilson T. Hobson, Jr., was Chairman of the U. S. Olympic Soccer Football Committee.

The team had the benefit of five practice matches, winning them all decisively. The first one was at Fort Wayne, Ind., and the next four against teams in the Chicago area.

Zerhusen, a member of the 1956 Olympic team, gave an indication of what was to come by leading the team scorers, getting 17 of the 33 goals racked up by the team.

OFFICIAL SOCCER SCORES—1959 PAN AMERICAN GAMES

Scores of All Games Played
Friday, August 28

Haiti ..... 2 — 6 — 8
Cuba ..... 1 — 1 — 2
Haiti goals—Chardin Dalicus 4, Gerard Delpeche 2, Lucien Pierre, Germain Champagne.
Cuba goals—Angel Piedra, Jose Doce.
Argentina ..... 2 — 2 — 4
United States ..... 1 — 0 — 1
Argentine goals—Miguel Basilica 2, Juan Olenick, Juan Stark.
United States goal—Ed Murphy.

Saturday, August 29

Argentina* ..... — — — 4
Mexico ..... — — — 1
* Only final score available.
United States ..... 4 — 3 — 7
Haiti ..... 2 — 0 — 2
United States goals—Al Zerhusen 4, Gene Grabowski, Bill Looby 2.
Haiti goals—Germain Champagne, Gerard Delpeche.
Brazil ..... 2 — 2 — 4
Costa Rica ..... 0 — 2 — 2
Brazil goals—Jose Ricardo da Silva 2, Edson Beyruth, Roberto de Passos.
Costa Rica goals—Guillermo Otarola, Rodolpho Vargas.

Sunday, August 30

Costa Rica ..... 1 — 0 — 1
Mexico ..... 0 — 1 — 1
Costa Rica goal—Alvaro Alfaro.
Mexico goal—Javier Contreras.
Brazil ..... 2 — 2 — 4
Cuba ..... 0 — 0 — 0
Brazil goals—Garson Oliveira 2, Roberto Rodriguez, Elson Beyruth.

Monday, August 31

Argentina ..... 1 — 0 — 1
Haiti ..... 0 — 0 — 0
Argentina goal—Domingo Rodriguez.
United States ..... 2 — 3 — 5
Brazil ..... 2 — 1 — 3
United States goals—Ed Murphy 3, Al Zerhusen 2.
Brazil goals—Roberto de Passos, Germano de Sales, Garson de Nunes.

Tuesday, September 1

Mexico ..... 1 — 5 — 6
Cuba ..... 0 — 1 — 1
Mexico goals—Jorge Diez 3, Juan Alvarez, Jesus Mercado, Xavier Contreras.
Cuba goal—Ramon Alvarez.
Argentina ..... 1 — 2 — 3
Costa Rica ..... 1 — 0 — 1
Argentina goals—Dardo Mizoni 2, Francisco Bolanos.
Costa Rica goal—Guillermo Acuna.

Wednesday, September 2

United States ..... 3 — 2 — 5
Cuba ..... 0 — 0 — 0
United States goals—Bill Looby 2, Al Zerhusen 2, Ed Murphy.
Brazil ..... 3 — 6 — 9
Haiti ..... 0 — 1 — 1
Brazil goals—Jose da Silva 4, German de Sales 3, Roberto de Passos, Jose Celestino.
Haiti goal—Gerard Delpeche.

Thursday, September 3

Costa Rica ..... 4 — 0 — 4
United States ..... 2 — 1 — 3
Costa Rica goals—Miguel Herrera 2, Francisco Bolanos, Guillermo Otarola.
United States goals—Ed Murphy, Bill Looby, Al Zerhusen.
Brazil ..... 2 — 4 — 6
Mexico ..... 0 — 2 — 2
Brazil goals—Jose da Silva 3, Garson de Nunes 3.
Mexico goals—Jesus Mercado, Eduardo Corronzo.

Friday, September 4

Argentina* ..... — — — 7
Cuba ..... — — — 0
* Only final score available.
Haiti* ..... — — — 4
Costa Rica ..... — — — 0
* Only final score available.

Saturday, September 5

Argentina ..... 0 — 1 — 1
Brazil ..... 1 — 0 — 1
Argentina goal—Roberto Bonnano.
Brazil goal—Jose da Silva.
United States ..... 2 — 2 — 4
Mexico ..... 1 — 1 — 2
United States goals—Ed Murphy 2, Al Zerhusen, Bill Looby.
Mexico goals—Fernando Meza, Xavier Contreras.

Sunday, September 6

Haiti ..... 3 — 1 — 4
Mexico ..... 0 — 1 — 1
Haiti goals—Gerard Delpeche 2, German Champagne, Chardin Dalicus.
Mexico goal—Jesus Mercado.
Costa Rica ..... 0 — 2 — 2
Cuba ..... 1 — 0 — 1
Costa Rica goals—Alvaro Arayo, Jose Gomez.
Cuba goal—Jose Gonzales.

Championship U. S. Men's Swimming Team Broke All Records At Portage Park Pool

PERHAPS the best all-around team ever to represent us in international competition."

This statement was made by Charles McCaffree, the head coach of the US Men's Swimming and Diving team, as he watched his talented squad romp off with one medal after another in the 1959 Games in Chicago's new Portage Park pool.

It was almost an embarrassment of riches for McCaffree. His swimmers and divers won nine of the 10 titles —losing only the platform dive to Mexico's Alvaro Gaxiola—and took eight seconds and five thirds. In the process, the USA stars broke every Pan American record and two world marks.

* * *

The aquatic aces made a grand slam of five events— the 100, 400 and 1,500 meter freestyle, the 100-meter backstroke and the springboard dive. They accomplished small slams of first and second in two other events —the 200-meter breaststroke, in an upset, and the 200-meter butterfly.

Latin Americans took the four other individual medals. Cuba's Manuel Sanguily, the favorite, was third in the breaststroke. Eulalio Rios of Mexico earned the bronze medal for third in the butterfly, and Mexico's Gaxiola and Juan Botella captured first and third in the platform dive.

"This was a tremendous team," said McCaffree of Michigan State. "It had balance and depth. We had the advantage, too, of competing at home under ideal conditions while the athletes of many other countries were competing in their off-seasons.

"We reached the games at our peak, after our own championships and trials.

"A big factor in the success of the team, I feel, was that few of our men qualified for more than one event. And almost to a man each swam about as well or better in the Games than he had ever swum in his career.

"We went out and did our best. I know our neighbors understood. They would be the first to protest if we didn't go all out."

* * *

As an example of the fine spirit of the squad, the coach pointed to the 800-meter freestyle relay team composed of Dick Blick of North Central (Ill.) College and Bakersfield, Calif.; John Rounsevelle and Frank (Tom) Winters of the Los Angeles A.C., and Pete Sintz of the Indianapolis A.C., competing in international competition for the first time, and in the last event of the swimming program, each turned in his best time ever to win in world record time of 8:22.7.

The other world record was made by David Gillanders of Michigan and the Detroit A.C. in the 200-meter butterfly final. The NCAA champion surged ahead in the final strokes to edge Mike Troy of the Indianapolis A.C. and the U. of Indiana in 2:18.0. There were the winners and their record times.

100-METER FREESTYLE — Jeff Farrell, Yale Naval ROTC and Wichita, Kans., :56.3.

400-METER FREESTYLE — George Breen, Indianapolis A.C., 4:31.4.

1,500-METER FREESTYLE — Alan Somers, Indianapolis A.C., 17:53.2.

100-METER BACKSTROKE — Frank McKinney, Indianapolis A.C., 1:03.6 (he set record of 1:03.2 in heat).

200-METER BREASTSTROKE — Bill Mulliken, Miami U. (Ohio), and Champaign, Ill., 2:43.1.

200-METER BUTTERFLY—David Gillanders, Detroit A.C., and Royal Oak, Mich., 2:18.0.

400-METER MEDLEY RELAY — USA (Frank McKinney, Ken Nakasone, Mike Troy, and Jeff Farrell), 4:14.9.

SWIMMING, MEN

800-METER FREESTYLE RELAY — Dick Blick, John Rounsevelle, Frank Winters, and Pete Sintz, 8:22.7.

Under the supervision of McCaffree, diving coach Hobart Billingsley of Ohio State University, manager Paul Hartlaub and Ray Daughters of Washington A.C., Chairman of the U. S. Olympic Men's Swimming Committee, the team of 28 was kept virtually intact after the tryouts.

The trials were held at Michigan State University, East Lansing, Mich., from Aug. 4-11. The team continued

Continued on page 288



McCaffree



Billingsley



Blitick



Blick



Breen



Clark



Hartlaub



Conner



Follett



Gillanders



Hall



Harper



Harrison



Hartlaub



Lenz McKinney Mulliken Munsch Rose Schaefer Sintz

Somers Tashnick Tobian Troy Webster Winters Woolsey

MEN'S SWIMMING

Continued from page 287

training at Michigan State until Aug. 17, when it left for Chicago.

The squad members started breaking Pan American records in the first heat. Olympian Bill Woolsey of Hawaii churned the initial heat of the 100-meter freestyle in :57.4, erasing the 1955 record of :57.7 set by Clarke Scholes of Michigan State. The parade was on.

Here's how the championships were won:

100-METER FREESTYLE—Farrell got out in front quickly and pulled away from Follett of Yale and Woolsey to win easily in :56.3. Follett was second in :57.2 and Woolsey third in :57.6.

400-METER FREESTYLE—Breen, the brawny Olympian, raced off in front of George Harrison of Stanford and Gene Lenz of California Poly and piled on the pace. Harrison finally challenged in the last 50 meters but it was too late as Breen won by a touch in 4:31.4, his fastest time ever. Harrison was timed in 4:31.8. Lenz took third in 4:34.9.

1,500-METER FREESTYLE—Somers, a tall high school graduate, and Breen, teammates from the Indianapolis A.C., raced shoulder to shoulder for most of the first 1,200 meters. Then Somers, who had been bothered by stomach cramps from the 400-meter mark on, pulled slightly ahead. He increased his margin at each turn and won by about three yards in 17:53.2. Breen was timed in 17:55. Gary Heinrich of San Leandro, Calif. finished third in 18:30.6. Gary was hampered by a stomach pain after 500 meters but he continued in pursuit of the bronze medal.

100-METER BACKSTROKE—McKinney, the defending champion who had set the record of 1:03.2 in his trials, came from behind in the final to beat Charley Bittick of Southern California in the last 10 strokes in 1:03.6. Bittick took second in 1:04.2 with 18-year-old Louis Schaefer of the Cleveland S.C. third in 1:05.3.

200-METER BREASTSTROKE—Mulliken, a 6-foot-3, 185-pounder, finished strong to win one of the top thrillers and score a big upset. He overtook Ken Nakasone of Hawaii in the last two strokes and won by a touch in 2:43.1. Nakasone was timed in 2:43.2 as he beat Cuba's favored Manuel Sanguily for the silver medal. Sanguily's time was 2:44.3. Nakasone set a fast pace for the first 100, apparently killing off the Cuban.

200-METER BUTTERFLY—Gillanders took this in another pulse-thumper. Mike Troy and Tony Tashnick, the NCAA champion from Michigan, vied for the lead for the first 100 with Gillanders always in contention. In the final sprint, Gillanders surged ahead of Troy and won by a touch in 2:18.0. Troy's time was 2:18.3. Tashnick, meanwhile, faded under the sizzling pace, and last third place to the rallying Eulalio Rios of Mexico. Rios' time was 2:22.5.

400-METER MEDLEY RELAY — The USA combination of McKinney, Nakasone, Troy and Farrell won by nearly nine seconds over Canada with Mexico third. McKinney turned in a backstroke leg of 1:03.4, nearly his best. Nakasone followed with a 1:14.9 for the breaststroke, his best time for 100. Troy kept it going with a fine 1:00.7 for the butterfly and Farrell wound it up with a scorching :55.9 in the freestyle for a time of 4:14.9.

800-METER FREESTYLE RELAY — Dick Blick (2:06), John Rounsevelle (2:03.9), Tom Winters (2:06.5) and Pete Sintz (2:06.2) swam their fastest 200s ever to make the world record clocking of 8:22.7 and a romp over Mexico (8:56.4) and Canada (9:00.4).

SPRINGBOARD DIVE—With Mexico's Joaquin Capilla, winner of both dives in 1951 and 1955 retired, the USA finally broke into the victory column with a vengeance. Olympian Gary Tobian of Southern California took this with a spectacular last dive to nose out favored Sam Hall, the NCAA and AAU champion from Ohio State. Tobian finished with 161.44 points to Hall's 160.88. Bob Webster, a Sammy Lee protege from Santa Ana, Calif., and Michigan, was third with 148.90.

PLATFORM DIVE—Mexico's Alvaro Gaxiola, a Michigan junior, surprised the favored US off the tower, thus bringing the title to his country for the third straight time. Gaxiola led at the completion of the compulsory dives and maintained his margin in the free dives for a winning total of 168.77. Olympian Don Harper of Ohio State and the Coca Cola S.C. was second with 164.44 and Mexico's Juan Botella third with 162.71. Dick Conner of Pasadena, Calif. was fourth with 161.66 and Tobian a disappointing sixth in his specialty with 158.23.

Men's Swimming Summaries listed on page 298



MICHAEL PAGE, USA, riding Grasshopper, charges down a rugged slope during the cross country phase of the 3-Day event [illegible] games held at Arlington Farms near Chicago.



1



2



3



4

EQUESTRIAN EXCELLENCE: (1) The Pan-American dressage competition was held in this beautiful setting at the Oakbrook Polo Club near Chicago. (2) USA's William Steinkraus on Riviera Wonder, successfully negotiates a barrier in the equestrian jumping competition held at Soldier Field as part of the closing ceremonies for the Pan American Games.

(3) Maria del Pilar Roldan, Mexico, winner of the women's foil championship, proudly awaits her gold medal award. At the left is Mrs. Stella Espino de Saurer, Panama, bronze medalist; at the right is USA's Mrs. Maxine Mitchell, silver medalists. (4) Crowd in grandstand tensely watches as Brian Herbinson, Canada, takes Pepper Knowes over jump No. 11 during the Three Day event. (5) Fencing action at the Naval Reserve Armory in Chicago.



5









GARLAND O'QUINN, USA gymnast (upper left) performs on the rings during the U. S. Pan American tryouts. (Lower left) Skeet shooters vie for Pan American Games honors at Lincoln Park range.
(Above) Cal-Sag canal was the scene for rowing competition. Here Peru's Mario Suito and Willy Zimmerman (foreground) trail Argentine's Carles Castillo and Julio Citto in the pair-oars trials. (Lower right) The USA's championship four-oar-with-coxswain crew was made up entirely of high school seniors. Left to right, LeRoy Jones (No. 2), Michael Yanker (No. 3), seated; Ray Rubin, stroke, and, with back to camera, Ray Walker, coxswain. Hidden from view was Charles Holtz, who rowed bow.



1

2



3

PORTAGE PARK's splendid pool was the scene of Pan American swimming events. (1) The championship 800 meter free style relay team, which set a world record at the time, takes the center of the victory platform to receive medals. Left to right, Javier Otero, president of the Amateur Swimming Union of the Americas; the second place Mexican team (Raul Guzman, Alfredo Guzman, Mauricio Ocampo, and Jorge Escalante); the USA team (Dennis Rounsevelle and Richard Blick, standing, Peter Sintz and Tom Winters); the third place team, Canada (Edward Cotelet, William Campbell, Cameron Grant, and Thomas Verth); USA coach Charles McCaffree, Jr. (2) Chris von Saltza, winner of five gold medals (left) with teammate Shirley Anne Shobs. (3) Men's free style swimming competition. (4) Maria Adames shows form that made her Mexico's foremost diver. (5) USA water polo team scores goal to tie score in match with Brazil, eventually won 8-2 and became Pan American champion.



4



5



THE PAN AMERICAN program also included these sports. (Upper left) action for women's volleyball teams at Previso high school, Maywood. Ill. (Upper right) Argentina's Eduardo Echaporabarda is lifted off the ground by Mexico's Mario Tovar during wrestling match for lightweights at Reavis high school, Oak Park, Ill. (Below) USA's Tommy Kono on his way to a new Pan American record for middleweights.

FINAL RESULTS U. S. PAN AMERICAN MEN'S SWIMMING & DIVING TRIALS
East Lansing, Michigan
August 7-11, 1959

110-Yard Freestyle—won by Eric Jeffrey Farrell, Ute Harrier A.C., 57.4; 2—Jerry Ann Ferguson, New Haven A.C., 57.5; 3—William Woolsey, U.S. Army, 57.3; 4—Robert Kaufman, Flaquiners, Pa., 57.5; 5—Bill Cox, Indianapolis A.C., 57.6; 6—Donald Redington, Los Angeles A.C., 57.6; 7—Gerald Ashworth, Indianapolis A.C., 57.7; 8—Steve Clark, Santa Clara S.C., 58.0.

220-Yard Freestyle—won by Richard Blick, No. Central College S.C., 2:07.2; (Setters American record), 2—Dennis Bounsavelle, Los Angeles A.C., 2:10.2; 3—Pete Soto, Indianapolis A.C., 2:10.5; 4—Steve Clark, Santa Clara S.C., 2:10.3; 5—A. Wayne Kelly, Indianapolis A.C., 2:11.1; 6—Walter Rose, Ute Alley-Yale A.C., 2:11.8; 7—Dennis Devine, Los Angeles A.C., 2:11.3; 8—John Boettke, Donner Pool.

440-Yard Freestyle—won by George Harrison, Indianapolis A.C., 4:34.6; 2—Alfredo Guzman, Mexico A.C., 4:34.6; 3—Eugene Lietz, Santa Maria, Calif., 4:34.0; 4—George Breen, Indianapolis A.C., 4:34.6; 4—Alan Somers, Indianapolis A.C., 4:35.0; 5—Frank Wilkens, Los Angeles, Los Angeles A.C., 4:38.8; 6—Claude Thompson, Donner Pool, 4:39.0; 7—Peter Stotz, Indianapolis A.C., 4:40.5; 8—Mike Troy, Indianapolis A.C., 4:40.6.

1650-Yard Freestyle—won by George Breen, Indianapolis A.C., 18:00.3; 2—Alan Somers, Indianapolis A.C., 18:00.4; 3—Eugene Lietz, Santa Maria, Calif., 18:23.0; 4—Eugene Lietz, Santa Maria, Calif., 18:23.6; 5—Claude Thompson, Donner Pool, 18:32.6; 6—Ray Saari, El Segundo S.C., 19:01.1; 7—Edward Kin, Riviera Club, 19:04.5; 8—Gaylord Hoffman, U.S. Naval Academy, 19:12.2.

110-Yard Backstroke—won by Frank McKinney, Indianapolis A.C., 1:03.1; 2—Robert Wheatley, Cal. (Berkeley) S.C., 1:04.2; 3—Charles Bittick, Los Angeles, 1:04.6; 4—Bob Bennett, Rio Kristensen S.S., 1:04.7; 5—Tom Stock, Bloomington Novelty, 1:05.0; 6—Richard Smith, S.C., 1:05.5; 7—Robert Kennedy, Ute Alley-Yale Swim., Pa., 1:06.1; 8—Robert Kennedy, San Leandro Reevers, 1:07.7.

220-Yard Breaststroke—won by Kenneth Nakasone, Indianapolis, 2:45.6 (Setters American record); 2—Ken Wing, Indianapolis A.C., 2:46.2; 3—Frederick Mutsch, Grand St. Rec Club, 2:49.2; 4—Larry Zechiel, Los Angeles A.C., 2:49.4; 5—Cyrus Hoskins, Detroit A.C., 2:50.0; 6—Charles Griffin, U.S. Naval Academy, 2:52.5; 7—William Edwards, 2:54.9; 8—Ronald Clark, Detroit A.C., 2:57.0.

220-Yard Butterfly—won by Michael Troy, Indianapolis A.C., 2:23.5; 2—David Hawkes, Donner Pool, 2:23.5; 3—Gregory Tashman, Detroit A.C., 2:01.6; 4—Dennis Bounsavelle, Los Angeles A.C., 2:23.6; 5—Bill Barton, Indianapolis A.C., 2:23.7; 6—Gary Heinrich, Bay-O-Vista S.C., 2:24.3; 7—Dennis Devine, Los Angeles A.C., 2:25.0; 8—Dennis Devine, Los Angeles A.C., 2:26.1.

Three-Meter Springboard Dive—won by Coca Cola S.C., Cincinnati, 468.20 points, 2—Robert Webster, Sammy Lee S. & D. School, 459.80; 3—Joseph Di Bello, Los Angeles A.C., 445.60; 4—Richard O'Brien, Coca Cola S.C., 441.40; 5—Peter Hansen, Los Angeles A.C., 423.25; 6—Don Harper, Coca Cola S.C., 420.75; 7—Lewis Vinyard, Coca Cola S.C., 397.55; 8—Tom Gomez, Coca Cola S.C., 396.80.

Platform Dive—won by Gary Tobian, Los Angeles A.C., 475.80 points; 2—Donald Harper, Coca Cola S.C., 460.80; 3—Richard Connor, Lyndon A.C., 447.20; 4—Richard Kimball, Detroit A.C., 442.15; 5—Peter Hansen, Los Angeles A.C., 441.90; 6—Don Harper, Coca Cola S.C., 423.90; 7—Sammy Lee, Los Angeles A.C., 395.10; 8—Bonnie O'Brien, Coca Cola S.C., 375.85.

OFFICIAL SUMMARIES — MEN'S SWIMMING AND DIVING — 1959 PAN AMERICAN GAMES

100 METER FREE STYLE

FINAL RESULTS — WEDNESDAY, SEPTEMBER 2, PORTAGE PARK

Place	Name of Contestant	Representing	Time
1	JEFFREY ELLIE FARRELL	UNITED STATES	56.3*
2	ELTON FOLLETT	UNITED STATES	57.2
3	WILLIAM WOOLSEY	UNITED STATES	57.6
4	Manuel Dos Santos	Brazil	58.2
5	Cameron Grout	Canada	58.8
6	Thomas Verth	Canada	59.2
7	Francisco Gunnar	Brazil	59.6
8	Jorge Escalante	Mexico	59.9

* New Pan American record (old mark was 56.5 set by Farrell in preliminary heat. Old mark previously was 57.7 set by Clark Scholes, USA, in 1955).

RESULTS OF QUALIFYING TRIALS — MONDAY, AUGUST 31
Eight fastest times qualified for finals

Heat No. 1		Time
1	William Woolsey, USA ..	57.4*
2	Francisco Gunnar, BRZ	59.5*
3	Domingo Arlatti, ARG	1:00.3
4	Jorge Escalante, MEX	1:00.4
5	Robert Kite, CUB	1:00.5
6	Carlos Canepa, PER	1:01.8

Heat No. 2		Time
1	Jeffrey Farrell, USA	59.2*
2	Thomas Verth, CAN	58.8*
3	Mario Goeril, ARG	59.9
4	Raul Madanesi, PER	1:00.3
5	Mauricio Ocampo, MEX ..	1:00.7
6	Sidney Medeiros, BRZ	1:00.8
7	Fernando Zamora, ELS	1:03.0

* Qualifiers for finals.

Heat No. 3		Time
1	Elton Follet, USA	56.6*
2	Dario Contreras, BRZ	1:02.1
3	Manolque Pinto, BRZ	1:02.1
4	Jorge Escalante, MEX	1:03.3
5	Rene Lopez-Duarry, PR ..	1:07.1
X	Rolando Valdes, CUB, entered late	Withdrew

Heat No. 4		Time
1	Cameron Grout, CAN	58.1*
2	Manuel Dos Santos, BRZ ..	58.1*
3	Jorge Escalante, MEX	59.3*
4	Roberto Bustillo, ECU	1:00.0
5	Jose Folgueras, ECU	1:00.9
6	Jose Hernandez, PR	1:08.7
X	Alberto Udaiges, PER	Withdrew

400 METER FREE STYLE

FINAL RESULTS — THURSDAY, SEPTEMBER 3, PORTAGE PARK

Place	Name of Contestant	Representing	Time
1	GEORGE BREEN	UNITED STATES	4:31.4*
2	GEORGE HARRISON	UNITED STATES	4:31.8
3	EUGENE LENZ	UNITED STATES	4:34.9
4	Mauricio Ocampo	Mexico	4:42.4
5	Alfredo Guzman	Mexico	4:47.7
6	Jorge Escalante	Mexico	4:49.9
7	Raul Madanesi	Peru	4:50.0
8	Sidney Medeiros	Brazil	4:50.2

* New Pan American record (old mark was 4:24.1 set by Harrison in 1959 preliminaries, previous mark was 4:51.3 set in 1955 by James McLane, USA).

RESULTS OF QUALIFYING TRIALS — TUESDAY, SEPTEMBER 1
Eight fastest times qualified for finals

Heat No. 1		Time
1	George Harrison, USA	4:34.1*
2	Alfredo Guzman, MEX	4:47.5*
3	Alberto Udaiges, PER	5:06.5
4	Jose Folgueras, ECU	5:08.8
X	Julio Martinez, ELS	Withdrew
X	Raul Martin, CUB	Withdrew
X	Mario Goeril, ARG	Withdrew

Heat No. 2		Time
1	George Breen, USA	4:34.1*
2	Mauricio Ocampo, MEX	4:45.1*
3	Aldo Perasko, BRZ	4:54.9
4	Edward Cassler, CAN	4:49.9
5	Domingo Arietta, ARG	5:06.8
6	Robert Chernow, PR	5:07.1
X	Rolando Valdes, CUB	Withdrew

* Qualifiers for finals.

NOTE—All qualifiers plus three non-qualifiers broke Pan American record set in 1955.

Heat No. 3		Time
1	Sidney Medeiros, BRZ	4:44.5*
2	Jorge Escalante, MEX	4:48.2*
3	Ruben Rego, CUB	4:48.7*
4	Eugene Lenz, Santa, CAN ..	4:37.5
5	Carlos Canepa, PER	4:57.9
6	Derek Hale, PR	5:23.0

Heat No. 4		Time
1	George Breen, USA	4:46.4*
2	Raul Madanesi, PER	4:48.2*
3	Carlos Fiorito, ARG	4:48.7
4	Francisco Gunnar, BRZ	5:05.2
5	Jorge Berconez, PAN	5:03.3
X	Kurt Franks, CAN	Withdrew

1500 METER FREE STYLE

FINAL RESULTS — FRIDAY, SEPTEMBER 4, PORTAGE PARK

Place	Name of Contestant	Representing	Time
1	ALAN SOMERS	UNITED STATES	17:53.2*
2	GEORGE BREEN	UNITED STATES	17:55.0
3	GARY HEINRICH	UNITED STATES	18:30.6
4	Alfredo Guzman	Mexico	18:38.4
5	Mauricio Ocampo	Mexico	18:58.7
6	Raul Guzman	Mexico	18:59.0
7	Carlos Fiorito	Argentine	19:51.9
8	Alberto Udaipuigo	Peru	19:56.6

* New Pan American record (old mark was 18:15.9 set by Somers in preliminaries, previous mark was 19:23.3 set by Tetsuo Okamoto, Brazil, in 1951).

RESULTS OF QUALIFYING TRIALS — MONDAY, AUGUST 31
Eight fastest times qualified for finals

Heat No. 1		Time
1	Alan Somers, USA	18:31.9*
2	Alfredo Guzman, MEX	18:59.6*
3	Alberto Udaipuigo, PER ..	19:57.5*
4	Carlos Fiorito, ARG	20:11.8*
5	Derek Hale, PR	21:36.9
6	Jorge Berconez, PAN	23:36.2

Heat No. 2		Time
1	Gary Heinrich, USA	18:32.2*
2	Mauricio Ocampo, MEX	18:52.7*
3	Raul Guzman, MEX	19:20.0*
4	Victor Martinez, PR	21:50.6
X	Domingo Arietti, ARG	Withdrew
X	Raul Martin, CUB	Withdrew

Heat No. 3		Time
1	George Breen, USA	19:30.1*
2	Raul Guzman, MEX	19:21.9*
3	Aldo Perasko, BRZ	20:20.0
4	Edward Cassler, CAN	20:39.4
5	Gilberto Paz, ELS	20:43.8
6	Fernando Zamora, ELS	20:48.0
7	Robert Chernow, PR	22:06.6

* Qualifiers for finals.

NOTE—First six qualifiers broke existing Pan American records.

100 METER BACKSTROKE

FINAL RESULTS — THURSDAY, SEPTEMBER 3, PORTAGE PARK

Place	Name of Contestant	Representing	Time
1	FRANK McKINNEY	UNITED STATES	1:03.6*
2	CHARLES BITTICK	UNITED STATES	1:04.2
3	LOUIS SCHAEFFER	UNITED STATES	1:05.3
4	Roberto Wheaton	Canada	1:05.5
5	Alejandro Gaviola	Mexico	1:07.5
6	Enrique Rabelt	Mexico	1:07.9
7	Athos Procopio	Brazil	1:08.4
8	Pedro Diz	Argentine	1:08.5

* Set new Pan American record of 1:03.2 in preliminaries, old mark was 1:07.1 set by McKinney and Leonida Basorba, both of USA, in 1955. Also betters accepted American mark.

RESULTS OF QUALIFYING TRIALS — TUESDAY, SEPTEMBER 1

Heat No. 1		Time
1	Louis Schaeffer, USA	1:05.1*
2	Robert Wheatley, CAN	1:05.3*
3	Enrique Rabelt, MEX	1:07.2*
4	Pedro Diz, ARG	1:09.0*
5	Miguel Garcia, PR	1:17.2
X	Raul Tharel, ECU	Withdrew

Heat No. 2		Time
1	Charles Bittick, USA	1:03.7*
2	Athos Procopio, BRZ	1:07.0*
3	Pedro Diz, ARG	1:09.0*
4	Thomas Verth, CAN	1:11.4
5	Jorge Borge, PER	1:11.6

Heat No. 3		Time
1	Frank McKinney, USA	1:03.7*
2	Alvaro Gaviola, MEX	1:07.5*
3	Joed de Almeida, BRZ	1:07.9*
4	Jose Folgueras, ECU	1:08.4
X	Alberto Udaipuigo, PER	Withdrew
X	Derek Hale, PR	Withdrew

* Qualifiers for finals.

MEN'S SWIMMING SUMMARIES

(Continued from page 297)

200 METER BREASTSTROKE

FINAL RESULTS — WEDNESDAY, SEPTEMBER 2, PORTAGE PARK

Place	Name of Contestant	Representing	Time
1	WILLIAM MULLIKEN	UNITED STATES	2:43.1*
2	KENNETH NAKASONE	UNITED STATES	2:43.2
3	Manuel Sanguily	Cuba	2:44.3
4	FREDERICK MUNSCH	UNITED STATES	2:47.7
5	Stephan Robinovitch	Canada	2:50.2
6	Roberto Marmolejo	Mexico	2:51.9
7	Farid Zokhth	Brazil	2:52.6
8	Ruben Vargas	Mexico	2:53.0

* New Pan American record (old mark was 2:44.9 set by Sanguily in 1959 preliminaries, previous mark had been 2:46.9 set by Hector Dominguez,Argentina, in 1955. Mulliken's winning time also betters accepted American record of 2:46.9 set by Ronald Clark, in June, 1959).

RESULTS OF QUALIFYING TRIALS — MONDAY, AUGUST 31

Heat No. 1	Time	Heat No. 2	Time
1 Manuel Sanguily, CUB	2:44.9*	1 Kenneth Nakasone, USA	2:46.2*
2 William Mulliken, USA	2:46.5*	2 Roberto Marmolejo, MEX	2:51.4*
3 Frederick Munch, USA	2:48.0	3 Ruben Vargas, MEX	2:52.2*
4 Jose Calvo, MEX	2:57.4	4 Farid Zokhth, BRZ	2:52.3*
5 Stephan Robinovitch, CAN	2:58.1	5 Jose Fernetti, ECU	2:58.4
6 Miguel Yera, CUB	Withdrew	6 Newton de Lima, BRZ	2:58.5
7 Ronald Anthey, ELS	3:01.9	7 Juan Garcia, PER	3:58.5
8 Victor Castaneda, ECU	3:04.4	X Esteban Sachs, ECU	Withdrew

Eight best times qualified for finals.

200 METER BUTTERFLY

FINAL RESULTS — FRIDAY, SEPTEMBER 4, PORTAGE PARK

Place	Name of Contestant	Representing	Time
1	J. DAVID GILLANDERS	UNITED STATES	2:18.0*
2	MICHAEL TROY	UNITED STATES	2:18.3
3	Eulalio Rios	Mexico	2:22.5
4	TONY TASHNICK	UNITED STATES	2:22.8
5	Fernando Fonjul	Argentina	2:29.2
6	Ernesto Munoz	Mexico	2:39.5
7	Peter Fowler	Canada	2:40.2
8	Heriberto Alvarado	Chile	2:46.7

* New Pan American record (automatic, because stroke was changed in 1957). Also betters accepted world record.

RESULTS OF QUALIFYING TRIALS — WEDNESDAY, SEPTEMBER 3

Heat No. 1	Time	Heat No. 2	Time
1 Michael Troy, USA	2:20.6*	1 Tony Tashnick, USA	2:22.0*
2 Eulalio Rios, MEX	2:22.3*	2 Jose Fernetti, ECU	2:27.2*
3 Carlos Torres, CUB	2:27.9*	3 Oliver Hayes, CAN	2:47.5
4 Peter Fowler, CAN	2:28.8*	4 Manoyr Rebela, BRZ	2:49.8
5 Fernando Fonjul, ARG	2:30.6*	5 Manuel San Antonio, PR	3:16.2
6 Daniel Guinaraes, BRZ	Withdrew	6 Cameron Grant, CAN	Withdrew
Heat No. 3	Time		
1 J. David Gillanders, USA	2:20.2*		
2 Fernando Fonjul, ARG	2:26.4*		
3 Ronald Anthey, ELS	2:41.0*		
4 Ernesto Munoz, MEX	2:41.4*		
5 Luciano Barchi, PER	2:43.3		
6 Rene Lopez-Guzzyer, PR	3:38.6		

* Eight best times qualified for finals.
X Disqualified for using illegal stroke.

400 METER MEDLEY RELAY

FINAL RESULTS — SATURDAY, SEPTEMBER 5, PORTAGE PARK

Place	Nation	Personnel	Time
1	UNITED STATES	FRANK McKINNEY, KENNETH NAKASONE, MICHAEL TROY AND JEFF FELIX FARRELL	4:14.9*
2	Canada	Bob Wheaton, Steve Robinovich, Peter Fowler, and Cameron Grout	4:23.3
3	Mexico	Alejandro Gaxiola, Roberto Marmolejo, Eulalio Rios and Jorge Escalante	4:25.0
4	Brazil	Athos Procopio, Farid Zokhth, Dalholy Guimaraes, and Manoel Dos Santos	4:34.0
5	Argentina	Pedro Diz, Juan Marinelli, Fernando Fonjul, and Mario Guerci	4:35.3
6	Cuba	Antonio Galvez, Manuel Sanguily, Carlos Torres, and Ruben Roca	4:35.4
7	Peru	Jorge Burga, Juan Garcia, Luciano Barchi, and Raul Madensei	4:39.2
8	Ecuador	Raul Tharet, Esteban Sachs, Jose Ferretti, and Jose Falquez	4:53.7

* New Pan American record, automatic since first time surface breaststroke was used in this competition.

RESULTS OF QUALIFYING TRIALS — WEDNESDAY, SEPTEMBER 2

Trial No. 1	Time	Trial No. 2	Time
1 Canada	4:25.4*	1 United States**	4:20.4*
2 Mexico	4:26.0*	2 Brazil	4:30.6*
3 Argentina	4:34.4*	3 Cuba	4:38.0*
4 Ecuador	4:54.5*	4 Peru	4:38.8*
5 El Salvador	5:12.4	5 Puerto Rico	5:21.7

* Eight fastest times qualified for finals.
**United States personnel included Frank McKinney, Frederick Munsch, Michael Troy, and J. Felix Farrell.
Ecuador personnel included Gilberto Orellana, Ronald Anthor, Julio Martinez and Monstoyo Flores.
Puerto Rico personnel included Miguel Garcia, Robert Chenaux, Ismael San Antonio, and Rene Duenez.

800 METER FREE STYLE RELAY

FINAL RESULTS — SUNDAY, SEPTEMBER 6, PORTAGE PARK

Place	Nation	Personnel	Time
1	UNITED STATES	RICHARD BLICK, PETER SINTZ, JOHN ROUNSAVELLE, AND FRANK WINTERS	8:22.7*
2	Mexico	Raul Guzman, Alfredo Guzman, Mauricio Ocampo, and Jorge Escalante	8:56.4
3	Canada	Cameron Grout, Edward Casalet, William Campbell, and Thomas Yorth	9:00.4
4	Brazil	Manoyr Rebelo, Francisco Gunnar, Aldo Perseke, and Sidney Medeiros	9:01.9
5	Peru	Alberto Udquiago, Walter Ledgard, Raul Madenes, and Carlos Canepa	9:11.3
6	Argentina	Domingo Arrieti, Mario Guerci, Carlos Fiorita, and Fernando Fonjul	9:12.6
7	El Salvador	Fernando Zamora, Gilberto Orellana, Marotuyo Flores, and Julio Martinez	9:31.9
8	Cuba	Ruben Roca, Roberto Bustillo, Antonio Galvez, and Rolando Valdes	9:41.2

* New Pan American record, betters mark of 8:32.4 set by United States in qualifying trials, also previous mark of 9:00.0 set by USA in 1955 Games. Also betters accepted American record of 8:31.1 set by USA team in June, 1959.

RESULTS OF QUALIFYING TRIALS — TUESDAY, SEPTEMBER 1

Heat No. 1	Time	Heat No. 2	Time
1 Mexico	8:56.4*	1 United States**	8:33.4*
2 Canada	9:02.1*	2 Peru	9:12.2*
3 Brazil	9:15.8*	3 Argentina	9:27.7*
4 El Salvador	9:32.0*	4 Cuba	9:30.3*
5 Puerto Rico	9:50.7	No other entries.	

* Eight fastest times qualified for finals.
**USA personnel included Richard Blick, Steve Clark, John Rounsevelle, and Frank Winters.
Puerto Rico personnel not available.

3-METER SPRINGBOARD DIVING

FINAL RESULTS — WEDNESDAY, SEPTEMBER 2, PORTAGE PARK

Place	Name of Contestant	Representing	Points
1	GARY TOBIAN	UNITED STATES	161.44
2	SAM HALL	UNITED STATES	160.08
3	ROBERT WEBSTER	UNITED STATES	148.90
4	Juan Botello	Mexico	145.14
5	Alejandro Gaxiola	Mexico	144.69
6	Fernando Telles	Brazil	139.13
7	Ricardo Capillo	Mexico	127.11
8	Jerry Anderson	Puerto Rico	126.47
9	Ernest Meissner	Canada	126.03
10	Roberto Rodriguez	Cuba	105.91
11	Daniel Gorteiz	Cuba	104.81
12	Don Enrique	Puerto Rico	103.14
13	Eduardo Peredo	Venezuela	71.07
14	Aristides Gonzalez	Puerto Rico	67.61

NOTE—Ball with 315.80 and Gary Tobian with 304.25 led divers after compulsory phase of competition held Monday, August 31.

10-METER PLATFORM DIVING

FINAL RESULTS — SUNDAY, SEPTEMBER 6, PORTAGE PARK

Place	Name of Contestant	Representing	Points
1	Alvaro Gaxiola	Mexico	168.77
2	DONALD HARPER	UNITED STATES	154.44
3	Juan Botello	Mexico	152.71
4	RICHARD CONNOR	UNITED STATES	151.66
5	Roberto Madrigal	Mexico	159.56
6	GARY TOBIAN	UNITED STATES	158.23
7	Jerry Anderson	Puerto Rico	136.14
8	Ernest Meissner	Canada	135.65
9	Fernando Telles	Brazil	117.74
10	Daniel Gorteiz	Cuba	107.59
11	Jose Cardova	Guatemala	99.87
12	Elma Suarez	Ecuador	89.11

NOTE—Compulsory dives competition held Saturday, September 5.

Chris von Saltza's Five Golds Highlighted Record Medal Collection by U. S. Women

THE United States Women's Swimming and Diving team will be long remembered as one of the greatest squads in the annals of sport.

Led by the fabulous Chris Von Saltza, a 15-year-old California schoolgirl, the remarkable teenage-dominated team of 20 swept all of the 10 championships, captured all but one of the medals that a team could win, and broke all of the eight Games' records.

The Americans missed their only medal in the 100-meter backstroke. In this event, won by Olympian Carin Stobs to a world record 4:44.6 in the 400-meter freestyle, bettering the mark of 4:51.5 set by a Dutch foursome three months earlier.

Olympian Nancy Ramey of Mercer Island, Wash., and the Washington A.C., eclipsed her own world standard of 1:09.6 in the 100-meter butterfly with a 1:09.1 clocking in her qualifying heat. The 19-year-old, however, was beaten by a foot in the final by 15-year-old Becky Collins of Indianapolis in 1:09.5.

Here are the 1959 champions and their times:

100-METER FREESTYLE—Chris Von Saltza, 1:03.8.

200-METER FREESTYLE—Chris Von Saltza, 2:18.5.

400-METER FREESTYLE—Chris Von Saltza, 4:55.9.

100-METER BACKSTROKE — Carin Cone, 1:12.2.

100-METER BUTTERFLY—Becky Collins, 1:09.5 (record of 1:09.1 set by Nancy Ramey in heat).

200-METER BREASTSTROKE — Ann Warner, 2:56.8.

400-METER FREESTYLE RELAY — USA (Mary Ann Batkin, Joan Spillane, Shirley Anne Stobs, Chris Von Saltza), 4:17.5.

400-METER MEDLEY RELAY — USA (Carin Cone, Anne Bancroft, Becky Collins, Chris Von Saltza), 4:44.6.

SPRINGBOARD DIVING—Mrs. Paula Jean Pope, 139.23 points.

PLATFORM DIVE—Mrs. Paula Jean Pope, 97.13 points.

* * *

The girls, probably the youngest international team ever, collected 10 gold, seven silver and eight bronze medals for their treasure chests.

With two 14-year-old gold medalists in Ann Warner and Anne Bancroft, the squad of 20, including divers, averaged a shade under 18 years. Counting the 15 swimmers only, the average was a trifle under 16½ years. Jane Stover Irwin, the Glendale

Continued on page 300


Bancroft


Batkin


Burke


Collins


Cone


Dudeck


Graham


Hargreaves


Irwin


Ramey


Kristenson


Reel


Rambo



Cone of Ridgewood, N. J., and the U. of Houston, Canada's Sora Barber earned second place with Christine Muter of Solon, Ohio, third and Lynn Burke of New York and the Multnomah A.C. fourth.

Otherwise it was a 1-2-3 parade to the victory platform at the Portage Park pool.

* * *

Miss Von Saltza, a tall blonde from Saratoga, Calif., and the Santa Clara S.C., collected five gold medals, an unprecedented feat for a swimmer in Pan American and Olympic competition. She breezed to victory in the 100, 200 and 400-meter freestyle, and anchored the victorious 400-meter freestyle and medley relay teams. In each event, Chris won as she pleased, and in record time.

Every mark was shattered repeatedly in the qualifying races and two world records fell. Miss Von Saltza led a quartet that included Molly Batkin, Joan Spillane and Shirley Anne



Kluter

Lenzi



Popa

Ramey



Ruuska

Sparling



Spillane

Stobs



Von Saltza

Warner

WOMEN'S SWIMMING

Continued from page 299

(Calif.) matron and three-time Olympian, was the oldest at 30.

There were many other multiple medal winners in addition to Miss Von Saltza and Paula Jean Pope, who succeeded the great Patricia McCormick as queen of the low and high boards.

Molly Botkin, a versatile 15-year-old from Shermon Oaks, Calif., and the Los Angeles A.C., collected three medals, a gold for the freestyle relay, a silver for second in the 100-meter freestyle, and a bronze for third in the 100-meter butterfly.

Joan Spillane, a tall 16-year-old from Houston, Texas, also won three medals, a gold for the freestyle relay and two bronzes for third in the 100 and 200-meter freestyle.

Carin Cone and Becky Collins each received two gold souvenirs. The 19-year-old Carin and the 15-year-old Becky from Indianapolis' Riviera Club won golds with the medley quartet in addition to their individual titles.

Anne Bancroft and Shirley Stobs also picked up two medals apiece. Anne, a tireless 14-year-old from Berkeley, Calif., added a third place bronze in the backstroke to her gold in the medley relay. Miss Stobs, a 17-year-old Floridian from Miami, won a silver for second in the 200 freestyle to go along with her gold in the freestyle relay.

* * *

The girls entered the competition in tremendous condition, observed by the trials at Michigan State University, East Lansing, Mich., Aug. 4-11, and four days of training at the Indianapolis A.C. and Broad Ripple pool. From Indianapolis, the team left for Chicago for its final preparations under the supervision of head coach Kris Kristenson of North Hollywood, Calif., diving coach Bob Rambo of the University of Pennsylvania; manager-chaperone Patty Reel of Indianapolis, and Ben York, Chairman of the U. S. Olympic Women's Swimming Committee.

The sweep of the championships marked the continued improvement of the US girls in Pan American competition. In 1951, 10 girls were picked on the basis of performance in tryouts, and they won six of the 10 championships at Buenos Aires as well as five silvers and two bronzes.

For the 1955 Games at Mexico City, 18 made the team. They harvested six of the 10 championships, seven seconds and four thirds.

The outstanding ability of Chris Von Saltza was, naturally, the dominant note of the Games. But the coaches and committee officials also were highly pleased at the fine showings of the young breaststroker Ann Warner, Patty Kengner and Anne Bancroft.

Mrs. Pope, the 24-year-old successor to Pat McCormick, was superb both off the springboard and platform. She won easily in both events, scoring 139.23 points in the springboard and 97.13 in the platform. Joel Dina Lenzi, a 16-year-old Floridian from Ft. Lauderdale and Coral Gables, was second in the springboard with 137.62 points with Barbara Gilders Dudeck of Detroit third with 131.21.

* * *

In the platform, Mrs. Juno Stover Irwin gathered another second place silver medal for her children with 90.64 points. Tahlea Mae Sparling, a 20-year-old Californian from Bradbury and Los Angeles, was third off the tower with 87.86 points.

MODERN PENTATHLON

Continued from page 275

points, Lambert by 368 and Bleamaster by 230.

* * *

Miller, a 30-year-old schoolteacher who was the main hope for the US, suffered a letdown in fencing and never could overhaul the pace-setting Brazilian. Rated the best of the US fencers, he did no better than 14-14 in the round robin. That proved to be too much of a hurdle to overcome although he had pulled up to second place after four events.

At the conclusion of the riding, fencing, shooting and swimming, Mallo had 3,768 points to 3,621 for Miller, 3,547 for Lambert and 3,426 for Bleamaster. Miller had to beat Mallo by a minute in running to win. In a desperate effort to do just that, he ran himself out and finished sixth in 16:41 as Mallo took third behind Bleamaster and Lambert.

The United States led all the way for the team title, scoring 13,175 points to Brazil's 11,512. Mexico was third with 10,733 and Chile fourth with 7,850.

* * *

The team was picked on the basis of tryouts at Fort Sam Houston, Texas, July 25-29. Lt. Col. John W. Russell was the head coach, assisted by Maj. Jack W. Bernheim. Maj. Gen. William C. Rose, USA (Ret.) headed the US Olympic Modern Pentathlon Committee.



ONE OF USA's NINE SWEEPS in Women's Pan American Games swimming events came in the springboard diving competition. Mrs. Paula Jean Myers Pope, also winner in the platform diving, is shown in the center. At the left is Mrs. Barbara Gilders Dudeck, third place winner; at the right is Joel Lenzi, runner-up.

OFFICIAL SUMMARIES — WOMEN'S SWIMMING AND DIVING — 1959 PAN AMERICAN GAMES

100 METER FREE STYLE

FINAL RESULTS — FRIDAY, SEPTEMBER 4, PORTAGE PARK

Place	Name of Contestant	Representing	Time
1	CHRIS VON SALTZA	UNITED STATES	1:03.8*
2	MOLLY BOTKIN	UNITED STATES	1:05.7
3	JOAN SPILLANE	UNITED STATES	1:05.8
4	Margaret Iwasaki	Canada	1:06.0
5	Blanca Barron	Mexico	1:08.5
6	Maria Sauza	Mexico	1:08.8
	Tied with		
	Sandra Scott	Canada	1:08.8
8	Helen Hutt	Canada	NTA

* New Pan American record (old mark was 1:04.2 set in preliminaries by Chris von Saltza; previous mark had been 1:07.7 set in 1955 by Helen Stewart, Canada. NTA—No time available.

RESULTS OF PRELIMINARY TRIALS — TUESDAY, SEPTEMBER 1

Heat No. 1		Time	Heat No. 2		Time
1	Molly Botkin, USA	1:06.2*	1	Chris von Saltza, USA	1:04.2*
2	Blanca Barron, MEX	1:07.6*	2	Joan Spillane, USA	1:05.3*
3	Maria Sauza, MEX	1:08.2*	3	Margaret Iwasaki, CAN	1:06.8*
4	Sandra Scott, CAN	1:09.0*	4	Helen Hutt, CAN	1:07.0*
5	Gloria Fuentes, BRZ	1:11.9	5	Maria Donnatto, BRZ	1:11.5
6	Lillian Nierenberg, BRZ	1:12.8	6	Rebeca Garcia, MEX	1:11.6
7	Judy Slatus, PR	1:26.3	7	Maria Vilanova, ELS	1:16.9
			8	Lydia Rodriguez, PR	1:19.6

* Eight fastest times qualified for finals. NCHE—Five swimmers in preliminaries broke existing Pan American mark.

FINAL RESULTS U. S. PAN AMERICAN WOMEN'S SWIMMING & DIVING TRIALS

East Lansing, Michigan

August 4-11, 1959

110-Yard Freestyle—won by Chris von Saltza, Santa Clara S.C., 1:04.6; 2—Molly Botkin, Los Angeles A.C., 1:05.1; 3—Joan Spillane, Dad's Club, Houston, 1:05.2; 4—Anne Bancroft, Berkeley Y.M.C.A., 1:05.7; 5—Shirley Stobs, Miami Shores C.C., 2:06.0; 6—Sandra Knowles, Vesper Boat Club, 2:06.4; 7—Anne Pylewicki, Indianapolis A.C., 1:06.8; 8—Deirdre Rhoads, Vesper Boat Club, 1:06.8. (Miss von Saltza's time of 1:03.4 is best butters American record.)

220-Yard Freestyle—won by Chris von Saltza, Santa Clara S.C., 2:20.2; (meters American record); 2—Joan Spillane, Miami Shores C.C., 2:23.7; 3—Jean Ballman, Dad's Club, Houston, 2:24.6; 4—Anne Bancroft, Berkeley Y.M.C.A., 2:24.7; 5—Sylvia Ruuska, Berkeley Y.W.C.A., 2:26.6; 6—Donna Greenwood, Riviera Club, 2:28.1.

440-Yard Freestyle—won by Chris von Saltza, Santa Clara S.C., 4:59.4 (butters American record); 2—Sylvia Ruuska, Berkeley Y.M.C.A., 5:01.8; 3—Donna Grahne, Riviera Club, Indianapolis, 5:02.1; 4—Anne Pylewicki, Indianapolis A.C., 5:03.1; 5—Carin Cone, Riviera Club, Indianapolis, 5:08.5; 6—Patricia Beard, Berkeley Y.M.C.A., 5:08.8; 7—Joan Spillane, Dad's Club, Houston, 5:11.2; 8—Joanne Blackwell, Los Angeles, 5:13.8

110-Yard Backstroke—won by Carin Cone, Shermon Oaks, Calif., 1:12.2; (meters American record); 2—Lynn Burke, Multnomah A.C., 1:13.3; 3—Christine Kluter, Cleveland S.C., 1:13.9; 4—Lynn Hopkins, Vesper Boat Club, 1:15.5; 5—Eileen Murphy, Conn. Women's S.C., 1:15.8; 6—Nina Herman, Los Angeles A.C., 1:16.0.

220-Yard Breaststroke—won by Anne Bancroft, Berkeley Y.M.C.A., 2:58 (setters American record); 2—Patty Kengner, Kris Kristenson S.S., 3:00.3; 3—Ann Warner, Santa Clara S.C., 3:02.0; 4—Linda Ellington, Miami, 3:02.1; 5—Ann Pylewicki, Indianapolis Y.M.C.A., 3:03.2; 6—Joann Rogers, Greenwood Memorial, 3:03.3; 7—Ann Beal, Riviera Club, 3:12.7; 8—Barbara Kent, Wichita S.C., 3:13.6.

110-Yard Butterfly—won by Becky Collins, Riviera Club, 1:12.7 (meters World and American record); 2—Molly Botkin, Los Angeles A.C., 1:13.1; 3—Nancy Rooney, Washington A.C., 1:13.6; 4—Carolyn Schuler, Berkeley Y.M.C.A., 1:13.2; 5—Carolyn Wood, Multnomah A.C., 1:13.5; 6—Patricia Simcock, Santa Clara S.C., 1:13.5; 7—Shirley Stobs, Miami Shores C.C., 1:15.0; 8—Carolyn Coffman, Congressional C.C., 1:16.8 (Miss Rooney's time of 1:09.8 in her heat betters world and American records.)

Three-Meter Dive—won by Barbara Dudeck, Detroit A.C., 160.05; 2—Joel Lenzi, Coral Gables, Fla., 160.80; 3—Joel Lenzi, Coral Gables, 260.10; 4—Patsy Willard, Mesa Arizona, 247.20; 5—Barbara Mahlkuer, Los Angeles A.C., 233.26; 6—Phyllis Houghton, Lafayette S.C., 224.80; 7—Barbara Kent, Wichita S.C., 220.80; 8—Mrs. Juno Irwin, Peninsula Recreation, Coral Ridge Y.C., 219.36.

Platform Dive—won by Joan Pope, Los Angeles, 239.10 points; 2—Juno Irwin, Los Angeles A.C., 232.73; 3—Tahlea Sparling, Los Angeles A.C., 227.35; 4—Barbara Mahlkuer, Los Angeles A.C., 224.00; 5—Barbara MacKinnon, Los Angeles A.C., 227.35; 6—Karla Klump, Los Angeles A.C., 181.20; 7—Joanne Chaney, Vesper Boat Club, Philadelphia, 162.05; 8—Joel Lenzi, Coral Gables, Fla., 146.05.

200 METER FREE STYLE

RESULTS OF FINALS — THURSDAY, SEPTEMBER 3, PORTAGE PARK

Place	Name of Contestant	Representing	Time
1	CHRIS VON SALTZA	UNITED STATES	2:18.5*
2	SHIRLEY STOBS	UNITED STATES	2:22.9
3	JOAN SPILLANE	UNITED STATES	2:23.0
4	Margaret Iwasaki	Canada	2:29.4
	Tied with		
	Blanca Barron	Mexico	2:29.4
6	Maria Sauza	Mexico	2:33.3
7	Susan Sangster	Canada	2:33.6
8	Maria do Mello#	Brazil	2:38.2

* New Pan American record (old mark was 2:20.3 set by Miss van Saltza in preliminary; previous mark was 2:32.4 set in 1951 by Ann Marie Calhoun, Argentine).

Replaced Sara Barber, Canada, when latter was unable to compete because of illness.

RESULTS OF PRELIMINARY TRIALS — MONDAY, AUGUST 31

Heat No. 1		Time	Heat No. 2		Time
1	Chris von Saltza, USA	2:20.3*	1	Shirley Stobs, USA	2:23.2*
2	Joan Spillane, USA	2:27.2*	2	Sara Barber, CAN	2:27.3*
3	Margaret Iwasaki, CAN	2:28.1*	3	Blanca Barron, MEX	2:28.3*
4	Maria Luisa Sauza, MEX	2:32.1*	4	Susan Sangster, CAN	2:32.3*
5	Maria Donnatto, BRZ	2:36.4	5	Maria do Mello, BRZ	2:36.2
6	Rebeca Garcia, MEX	2:38.6	6	Gloria Fuentes, BRZ	2:38.4
7	Maria Vilanova, ELS	2:39.7	7	Carole Lafferty, PR	2:39.7

* Eight fastest times qualified for finals (note seven qualified). NCHE—Four swimmers broke existing Pan American record.

WOMEN'S SWIMMING SUMMARIES

Continued from page 301

400 METER FREE STYLE

RESULTS OF FINALS — SUNDAY, SEPTEMBER 3, PORTAGE PARK

Place	Name of Contestant	Representing	Time
1	CHRIS VON SALTZA	UNITED STATES	4:55.9*
2	SYLVIA RUUSKA	UNITED STATES	5:03.6
3	DONNA GRAHAM	UNITED STATES	5:03.5
4	Katy Campbell	Canada	5:19.8
5	Blanca Boran	Mexico	5:20.0
6	Maria Sousa	Mexico	5:21.5
7	Susan Sangster	Canada	5:22.3
8	Gloria Fonseca#	Brazil	5:44.0

* New Pan American and American record (old Pan Am mark was 4:58.1 set by Miss von Saltza in preliminary; previous Pan Am mark was 5:26.7 set by Ann Maria Schultz, Argentine, 1951).

Replaced Maria da Matta, Brazil, who withdrew.

RESULTS OF PRELIMINARY TRIALS — WEDNESDAY, SEPTEMBER 2

Heat No. 1		Time	Heat No. 2		Time
1	Chris von Saltza, USA	4:58.1*	1	Sylvia Ruuska, USA	5:00.1*
2	Donna Graham, USA	5:02.0*	2	Blanca Boran, MEX	5:22.4*
3	Maria Sousa, MEX	5:22.2*	3	Susan Sangster, CAN	5:23.7*
4	Katy Campbell, CAN	5:25.1*	4	Catherine Calee, PR	5:16.6
5	Susan Sangster, CAN	5:25.7*	5	Gloria Rodriguez, PR	5:18.2
6	Maria da Matta, BRZ	5:27.5*	6	Catherine Calee, PR	5:16.6
7	Gloria Fonseca, BRZ	5:44.0*	7	Gloria Rodriguez, PR	5:18.2
8	Patty Barker, PR	5:46.5	8	Judith Saari, CAN	Scratched

* Eight fastest qualifiers (note—first seven broke Pan American record).

100 METER BACKSTROKE

RESULTS OF FINALS — SUNDAY, SEPTEMBER 3, PORTAGE PARK

Place	Name of Contestant	Representing	Time
1	CARIN COINE	UNITED STATES	1:12.2*
2	Sara Barber	Canada	1:12.3
3	CHRISTINE KLUTER	UNITED STATES	1:12.4
4	LYNN BURKE	UNITED STATES	1:13.8
5	Lynn Scott	Canada	1:17.1
6	Yasuo Okoyama	Brazil	1:22.9
7	Maria Rodriguez	Cuba	1:23.6
8	Carmen Gil	El Salvador	1:29.5

* New Pan American mark (old record was 1:32.7 set in preliminary heat by Miss Barber, Canada; mark was 1:16.7 set in 1955 by Lenora Fisher, Canada).

RESULTS OF PRELIMINARY TRIALS — SATURDAY, SEPTEMBER 5

Heat No. 1		Time	Heat No. 2		Time
1	Carin Coine, USA	1:13.2*	1	Sara Barber, CAN	1:12.7*
2	Christine Kluter, USA	1:14.1*	2	Lynn Burke, USA	1:13.5*
3	Lynn Scott, CAN	1:17.0*	3	Christine Kluter, BRZ	1:13.8*
4	Maria Rodriguez, CUB	1:24.2*	4	Carmen Gil, ELS	1:20.5*
5	Lydia Rodriguez, PR	1:30.9	5	Catherine Calee, PR	1:21.8
6	Eight fastest qualifiers (note—Record Sara Barber, Canada).				

200 METER BREASTSTROKE

RESULTS OF FINALS — SATURDAY, SEPTEMBER 5, PORTAGE PARK

Place	Name of Contestant	Representing	Time
1	ANN K. WARNER	UNITED STATES	2:56.8*
2	PATTY KEMPNER	UNITED STATES	3:00.1
3	ANNE BANCROFT	UNITED STATES	3:01.3
4	Bonnie Benson	Canada	3:06.0
5	Mary Lou Whitehill	Canada	3:09.0
6	Janice Sheep	Canada	3:09.3
7	Gloria Batalla	Mexico	3:14.7
8	Sonia Aparicio	Brazil	3:14.8

* Miss Warner set Pan American record of 2:56.4 in preliminary trials; event being held for first time under new rules. Miss Warner's time also broke American mark of 2:58.3 set by Marrianne Hasbrouck, USA, in June, 1958.

RESULTS OF PRELIMINARY TRIALS — TUESDAY, SEPTEMBER 1

Heat No. 1		Time	Heat No. 2		Time
1	Patty Kempner, USA	3:02.3*	1	Ann K. Warner, USA	2:58.0*
2	Bonnie Benson, CAN	3:06.1*	2	Anne Bancroft, USA	3:00.5*
3	Gloria Batalla, MEX	3:13.0*	3	Janice Sheep, CAN	3:08.0*
4	Sonia Aparicio, BRZ	3:13.4*	4	Mary Lou Whitehill, CAN	3:08.3*
5	Elvia Diaz de Leon, MEX	3:15.6	5	M. E. Hernandez, MEX	3:14.2
6	Maria Haven, ELS	3:32.3	6	Livia Wald, BRZ	3:14.3
7	Judy Bates, PR	3:33.8	7	Lourdes Manzanal, CUB	3:27.3
8	Eight fastest qualifiers.				

100 METER BUTTERFLY

RESULTS OF FINALS — FRIDAY, SEPTEMBER 4, PORTAGE PARK

Place	Name of Contestant	Representing	Time
1	BECKY COLLINS	UNITED STATES	1:09.5*
2	NANCY JEAN RAMEY	UNITED STATES	1:10.4
3	MOLLY BOTKIN	UNITED STATES	1:12.3
4	Margaret Iwasaki	Canada	1:14.8
5	Estella Martinez	Mexico	1:21.2
6	Mary Stewart	Canada	1:22.4
NR	Miriam Andreu	El Salvador	TNA
NR	Elaine Jacques	Canada	TNA

* NOTE—Pan American record of 1:09.1 set by Miss Ramey in preliminary heats. Previous mark was 1:16.2 set by Beth Whitted, Canada, 1955. Miss Ramey's time also broke her former world and American mark of 1:09.6 set June 28, 1959).

NR—Not ranked in final placing. TNA—Time not available.

RESULTS OF PRELIMINARY TRIALS — WEDNESDAY, SEPTEMBER 3

Heat No. 1		Time	Heat No. 2		Time
1	Becky Collins, USA	1:09.6*	1	Nancy Jean Ramey, USA	1:09.1*
2	Margaret Iwasaki, CAN	1:15.2*	2	Molly Botkin, USA	1:11.9*
3	Estella Martinez, MEX	1:18.9*	3	Elaine Jacques, CAN	1:20.0*
4	Silvia Belmer, MEX	1:23.1	4	Mary Stewart, CAN	1:22.4
5	Bertha Morales, MEX	1:23.3	5	Miriam Andreu, ELS	1:22.6
6	Catherine Calee, PR	1:45.3	6	Marian Mathilde, BRZ	1:24.6

* Eight fastest qualifiers (note—first four broke Pan American record).

400 METER MEDLEY RELAY

RESULTS OF FINALS — SUNDAY, SEPTEMBER 6, PORTAGE PARK

Place	Nation	Personnel	Time
1	UNITED STATES	CARIN ALICE COINE, ANNE BANCROFT, BECKY COLLINS, AND CHRIS VON SALTZA	4:44.6*
2	Canada	Sara Barber, Janice Sheppard, Margaret Iwasaki, and Sandra Scott	4:58.7
3	Mexico	Rebeca Garcia, Gloria Batella, Estella Martinez, and Blanca Boran	5:18.7
4	Brazil	Yasuo Okoyama, Livia Wald, Marian Mathilde, and Maria da Matta	5:30.3
5	El Salvador	Carmen Gil, Maria Hayem, Miriam Andreu, and Mary Amthor	5:45.1

* New Pan American, American, and world record. Tops Pan American mark since the breaststroke has been changed. Old American mark was 4:59.9 set by Santa Clara swim club in June, 1959. Previous world mark was 4:51.5 set by the Netherlands in June, 1959.

NOTE—No preliminary heats were needed.

400 METER FREE STYLE RELAY

RESULTS OF FINALS — SATURDAY, SEPTEMBER 5, PORTAGE PARK

Place	Nation	Personnel	Time
1	UNITED STATES	MOLLY BOTKIN, JOAN SPILLANE, SHIRLEY ANNE STOBS, AND CHRIS VON SALTZA	4:17.5*
2	Canada	Margaret Iwasaki, Helen Hunt, Sara Barber, and Sandra Scott	4:31.9
3	Mexico	Gloria Betella, Rebeca Garcia, Maria Sousa and Blanca Baron	4:37.0
4	Brazil	Lillian Norenberg, Gloria Funaro, Marian Mathilde, and Maria Da Matta	4:54.2
5	El Salvador	Miriam Andreu, Maria Hayem, Maria Vilanova, and Mary Amthor	4:59.0

* New Pan American and American record. Old Pan American mark was 4:31.6 set by USA in 1955. Old American mark was 4:29.0 set by Berkeley, Calif. YMCA in June 1959.

3-METER SPRINGBOARD DIVING

RESULTS OF FINALS — THURSDAY, SEPTEMBER 3, PORTAGE PARK

Place	Name of Contestant	Representing	Points
1	PAULA JEAN POPE (MRS.)	UNITED STATES	139.23
2	JEAN LENZI	UNITED STATES	137.62
3	BARBARA G. DUDECK (MRS.)	UNITED STATES	131.21
4	Irene McDonald	Canada	123.81
5	Maria Adames	Mexico	102.47
6	Wilma Carvalho	Brazil	83.11

10-METER PLATFORM DIVING

RESULTS OF FINALS — FRIDAY, SEPTEMBER 4, PORTAGE PARK

Place	Name of Contestant	Representing	Points
1	PAULA JEAN POPE (MRS.)	UNITED STATES	97.13
2	JUNO S. IRWIN (MRS.)	UNITED STATES	90.64
3	TAHIEA SPARLING	UNITED STATES	87.86
4	Irene McDonald	Canada	87.38
5	Maria Adames	Mexico	76.62
6	Judith Rosa	Brazil	61.37
7	Tizo Sato	Brazil	50.74
8	Wilma Carvalho	Brazil	44.12



Burwick Douglas Arnold Fagaros Gibson Knode Franks Green

First U. S. Gold Medal In Women's Tennis Credited To Althea Gibson; Mexico Top Team

THE United States made its best showing ever in Pan American tennis but still had to settle for second place behind Mexico's net stars.

Althea Gibson, the former US and Wimbledon queen, came out of a "temporary" retirement to win the singles title—the first ever for the USA in the Pan American women's tournament.

In addition, the US took one silver medal and four bronzes.

Mexico, however, swept all three doubles championships, and added three seconds and one third in the five classes. Luis Ayala of Chile won the men's singles title.

Unfortunately, the USA was unable to put its best possible team in the tournament. This time the top male stars were unable to appear because the US Davis Cup matches against Australia were being contested at the same time as the Pan American Games. Several of the leading women passed up the Games because the US Nationals were scheduled to start on Sept. 4, the day after the Pan Am tennis ended.

* * *

The Nationals are played on grass courts while the Pan American tourney was played on composition courts. The transition could be disastrous to a player's game.

In addition to Miss Gibson, the women's team included Karol Fageros of Cocoanut Grove, Fla., Mimi Arnold of Redwood City, Calif., and Mrs. Dorothy Knode of Panama City, Panama. The men's squad included Jon Douglas of Stanford, Myron Franks of Los Angeles, Grant Golden of Evanston, Ill., and Mike Green of Los Angeles.

Miss Gibson collected three medals, a gold, silver and bronze. She took second in women's doubles with Miss Fageros and third in mixed doubles with Golden. Douglas was third in men's singles and Mrs. Knode third in women's singles. Golden and Franks were third in men's doubles.

Here are the champions crowned and how other medals were won:

MEN'S SINGLES—Luis Ayala, Chile, defeated Bob Bedard, Canada, 6-4, 6-1, 6-3. Jon Douglas, USA, defeated Francisco Contreras, Mexico, for third, 7-5, 6-1, 6-4.

WOMEN'S SINGLES—Althea Gibson, USA, defeated Yolanda Ramirez, Mexico, 6-4, 7-5. Mrs. Dorothy Knode, USA, defeated Mimi Arnold, USA, 4-6, 6-3, 7-5, for third.

MEN'S DOUBLES — Antonio and Gustavo Palafox, Mexico, defeated Mario Llamas and Francisco Contreras, Mexico, 3-6, 9-7, 6-3, 6-2. Grant Golden and Myron Franks, USA, won third over Jon Douglas and Michael Green, USA, by flip of a coin.

WOMEN'S DOUBLES — Yolanda Ramirez and Rosa Reyes, Mexico, defeated Althea Gibson and Karol Fageros, USA, 6-8, 7-5, 6-1. Maria Hernandez and Imelda Ramirez, Mexico, defeated Mrs. Dorothy Knode and Mimi Arnold, USA, 6-1, 6-2, for third.

MIXED DOUBLES—Yolanda Ramirez and Gustavo Palafox, Mexico, defeated Rosa Reyes and Francisco Contreras, Mexico, 6-1, 6-2. Althea Gibson and Grant Golden, USA, won third place over Karol Fageros and Myron Franks, USA, by a flip of a coin.

* * *

Miss Gibson had too much power for Yolanda Ramirez in the women's final on the windswept courts at Lincoln Park. In the second set, the 32-year-old New Yorker rallied from a 2-5 deficit to sweep the next five games. She had difficulty getting her hard drives in bounds. She settled down, however, and broke her opponent's service several times, the last two with the loss of only one point.

Ayala, a demon on composition courts, was just too steady and powerful for Bedard in the men's singles final.

Gene Bowick of Chicago, the team coach and manager, and George E. Barnes, Chairman of the U. S. Olympic Tennis Committee, contributed to the success of the tournament.

Tennis Summaries listed on page 304



STANDARD BEARERS of the many nations who participated in the 1959 Pan American Games at Chicago lined up in front of their respective delegations during the Opening ceremonies.

TENNIS

OFFICIAL SUMMARIES — TENNIS — 1959 PAN AMERICAN GAMES

FINAL RANKINGS
MEN'S SINGLES TENNIS COMPETITION
Held at Lincoln Park
Friday, Aug. 28 thru Thursday, Sept. 3

Place	Name of Contestant	Representing
1	Luis Ayala	Chile
2	Robert Bedard	Canada
3	JON DOUGLAS	UNITED STATES
4	Francisco Contreras	Mexico

Summaries of All Matches Played

*First round—*Upper bracket—Mario Llamas, Mexico, bye. John Nate, Venezuela, bye. Miguel Olvera, Ecuador, bye. Grant Golden, United States, defeated Jose Revola, Dominican Republic, 6-0, 6-0, 6-0. Juan Hernandez, Guatemala, defeated Malcolm Gosling, Bermuda, 6-4, 6-0, 6-0. Jose Cardozo, Paraguay, Daniel Achande, Chile, bye. Robert Bedard, Canada, bye. Myron Franks, United States, bye. John Bassett, Canada, bye. Pedro Buena, Brazil, bye. Reinaldo Garrido, Cuba, defeated Eduardo Buse, Peru, 6-4, 7-5, 6-4. Eduardo Soriano, Argentina, defeated Harold Dale, Bermuda, 6-2, 6-2, 6-2. Pilo Braschi, Puerto Rico, bye. Oscar Pabut, Chile, bye. Francisco Contreras, Mexico, bye.

*First round—*lower bracket—Luis Ayala, Chile, bye. Enrique Buse, Peru, bye. Eduardo Zuleta, Ecuador, bye. Michael Green, United States, defeated David Selley, Bermuda, 6-1, 6-0, 6-1. Gustavo Palafox, Mexico, defeated Alfredo Revela, Dominican Republic, 6-0, 6-0, 9-8. Francisco Godbout, Canada, bye. Arauino Matsika, Uruguay, bye. Iye Pimentel, Venezuela, bye. Antonio Palafox, Mexico, bye. John Richiisano, Bermuda, bye. Fernando Revela, Dominican Republic, bye. Ronald Barnes, Brazil, defeated Adolfo Gomez, 6-2, 6-2, 3-6, 6-3. Donald Fantana, Canada, defeated Ernesto Aguirre, Chile, 6-2, 6-4, 6-0. Orlando Garrido, Cuba, bye. Roberto Aupana, Argentina, bye. Jon Douglas, United States, bye.

*Second round—*upper bracket—Llamas defeated Natz, 6-1, 6-0, 6-1. Golden defeated Olvera, 1-6, 6-3, 6-1, 6-4. Hernandez defeated Castagnet, 6-2, 6-1, 6-0. Bedard defeated Achande, 6-3, 6-1, 5-7, 6-3. Franks defeated Bassett 6-1, 6-0, 6-1. R. Garrido won on default by Buena. Soriano defeated Braschi 6-2, 6-1, 6-2. Contreras defeated Pabst, 6-2, 6-3, 6-1.

*Second round—*lower bracket—Alaya won on default by Buse. Green defeated Zuleta 6-1, 9-7, 6-2. D. Palafox defeated Godbout 6-1, 5-7, 6-1, 6-2. Pimentel defeated Matsika 6-4, 6-1, 6-2. A. Palafox defeated Richiisano 6-1, 6-1, 6-1. Barnes defeated F. Revela 6-0, 6-1, 6-1. Fantana defeated C. Garrido 6-3, 6-4, 6-1. Douglas defeated Aubane 6-1, 6-3, 6-3.

*Third round—*upperbracket—Llamas defeated Golden, 6-4, 6-3, 8-6. Bedard defeated Hernaulito 7-5, 6-3, 6-2. Franks defeated R. Garrido 3-6, 6-1, 6-4, 6-4. Contreras defeated Soriano 6-2, 6-4, 6-4.

*Third round—*lower bracket—Ayala defeated Green 6-1, 4-6, 6-2, 6-2. Pimental defeated G. Palafox 6-3, 6-2, 6-2. Barnes defeated A. Palafox 6-3, 6-0, 6-8, 1-6, 6-1. Douglas defeated Fantana 7-5, 6-0, 6-1.

*Quarter-finals—*Ayala defeated Pimental 6-1, 6-1, 6-1. Douglas defeated Barnes 4-6, 3-6, 6-3, 6-4, 6-3. Bedard defeated Llamas 6-2, 8-10, 3-6, 6-4, 6-4. Contrerns defeated Franks 7-5, 6-2, 7-5.

*Semi-finals—*Bedard defeated Contreras 6-2, 1-6, 6-3, 6-3. Ayala defeated Douglas 7-5, 6-2, 6-1.

*FINALS—*Ayala defeated Bedard 6-4, 6-1, 6-2. Third place playoff—Douglas defeated Contreras 7-5, 6-1, 6-4.

FINAL RANKINGS
WOMEN'S SINGLES TENNIS COMPETITION
Held at Lincoln Park
Friday Aug. 28 thru Thursday, Sept. 3

Place	Name of Contestant	Representing
1	ALTHEA GIBSON	UNITED STATES
2	Yola Ramirez	Mexico
3	D. H. KNODE (MRS.)	UNITED STATES
4	MIMI ARNOLD	UNITED STATES

Summaries of All Matches Played

*First round—*Upper bracket—Althea Gibson, United States, bye. Marta Hernandez, Mexico, was on default by Ada Compodonica, Peru. Nora Somoza, Argentina, bye. Maria Amarin, Brazil, bye. Rosa Reyes, Mexico, bye. Nina Hengrsvadt, Chile, defeated Carina Patricia, Venezuela, 6-0, 6-1. Pilar Herrera, Cuba, bye. Mimi Arnold, United States, bye.

*First round—*lower bracket—Yola Ramirez, Mexico, bye. Alicia Wright, Ecuador, defeated Cindy Golbert, Puerto Rico, 6-4, 6-4. Mariana Zavalia, Argentina, bye. Karol Fageros, United States, bye. Dorothy Knode, United States, bye. Mabel Bove, Argentina, bye. Virginia Caceres, Peru, bye. Imelda Ramirez, Mexico, bye.

*Second round—*upper bracket—Gibson defeated Hernandez, 6-4, 6-2. Somoza defeated Amarin 6-2, 6-4. Reyes defeated Hengrsvadt 6-2, 6-2. Arnold defeated Herrera 6-2, 6-0.

*Second round—*lower bracket—J. Ramirez defeated Wright 6-0, 6-2. Fageros defeated Zuleta 6-1, 6-4. Knode defeated Bove, 7-5, 6-1. I. Ramirez defeated Caceres 6-1, 6-0.

*Quarter-finals—*Gibson defeated Somoza, 6-1, 6-1. Arnold defeated Reyes 6-4, 2-6, 6-4. J. Ramirez defeated Fageros 6-2, 6-4. Knode defeated I. Ramirez 1-6, 6-3, 6-3.

*Semi-finals—*Gibson defeated Arnold 6-1, 6-3. Y. Ramirez defeated Knode 4-6, 6-0, 6-1.

*FINALS—*Gibson defeated Y. Ramirez 6-4, 7-5. Third place playoff—Knode defeated Arnold 4-6, 6-3, 7-5.

FINAL RANKINGS
WOMEN'S DOUBLES TENNIS COMPETITION
Held at Lincoln Park
Monday, Aug. 31 thru Thursday, Sept. 3

Place	Name of Contestant Representing	
1	Y. Ramirez—R. Reyes	Mexico
2	M. GIBSON—K. FAGEROS	UNITED STATES
3	M. Hernandez—I. Ramirez	Mexico
4	D. KNODE—M. ARNOLD	UNITED STATES

Summaries of All Matches Played

*Quarter-finals—*Dorothy Knode and Mimi Arnold, United States defeated Mabel Bove and Margarita Zavalia, Argentine, 7-5, 6-4. Yolanda Ramirez and Rosa Reyes, Mexico, bye. Althea Gibson and Karol Fageros, United States, bye. Maria Hernandez and Imelda Ramirez, Mexico, bye.

*Semi-finals—*Y. Ramirez-R. Reyes, defeated Knode-Arnold, 7-5, 6-4. Gibson-Fageros defeated Hernandez-I. Ramirez, 6-3, 6-2.

*FINALS—*Y. Ramirez-R. Reyes defeated Gibson-Fageros 6-8, 7-5, 6-1. Third place playoff —M. Hernandez-I. Ramirez defeated Knode-Arnold 6-1, 6-2.

FINAL RANKINGS
MEN'S DOUBLES TENNIS COMPETITION
Held at Lincoln Park
Monday, Aug. 31 thru Thursday, Sept. 3

Place	Name of Contestant Representing	
1	Antonio and Gustavo Palafox	Mexico
2	Mario Llamas—Francisco Contreras	Mexico
3	GRANT GOLDEN—MYRON FRANKS	UNITED STATES
4	MICHAEL GREEN—JON DOUGLAS	UNITED STATES

Summaries of All Matches Played

*First round—*upper bracket—Roberto Aubana—Eduardo Soriano, Argentine, defeated David Selley—Harold Dale, Bermuda, 6-1, 6-3, 6-1. Robert Bedard—Francis Godbout, Canada, bye. Mario Llamas—Francisco Contreras, Mexico, bye. Jon Douglas—Michael Green, United States, bye. Iye Pimentel—John Natz, Venezuela, bye. Daniel Achanda—Omar Pabut, Chile, bye. Alfred Revela—Jose Revela, Dominican Republic, bye. Ronald Barnes—Pedro Buenno, Brazil, bye.

*First round—*lower bracket—Miguel Olvera—Edward Zuleta, Ecuador, defeated Donald Fantana—Robert Bassett, Canada, 6-2, 6-2, 6-1. Orlando Garrido and Reinaldo Garrido, Cuba, bye. Malcolm Gosling—John Richiisano, Bermuda, bye. Antonio Palafox and Gustavo Palafox, Mexico, bye. Grant Golden and Myron Franks, United States, bye. Juan Hernaulito and Adolfo Gomez, Guatemala, bye. Arauino Marnsika, Uruguay, bye. Ernesto Aguirre, Chile, bye. Eduardo Buse and Jose Castagnet, Peru, bye.

*Second round—*upper bracket—Bedard—Godbout defeated Aubanio—Soriano 6-4, 2-6, 7-5, 6-4, 6-3. Llamas—Contreras defeated Achanda—Pabut, 6-0, 6-2, 6-1. Douglas—Green defeated Pimental—Natz 6-1, 6-4, 6-2. A. Revela—Revela defeated Barnes—Buenno.

*Second round—*lower bracket—O. Garrido—R. Garrido defeated Olivera—Zuleta 6-1, 8-6, 5-7, 7-5. A. Palafox—G. Palafox defeated Gosling—Richiisano 6-1, 6-4, 6-2. Golden—Franks defeated Hernaulito—Gomez 6-1, 9-7, 6-2. Ayala—Aguirre defeated Buse —Castagnet 6-1, 8-6, 6-2.

*Quarter-finals—*Llamas—Contreras defeated Bedard—Godbout 6-3, 11-9, 6-2. Douglas—Green defeated A. Revela—J. Revela 6-1, 6-1, 6-0. A. Palatax— G. Palafox defeated R. Garrido—O. Garrido 11-9, 6-2, 6-4. Golden —Franks defeated Ayala—Aguirre 9-7, 6-2, 6-2.

*Semi-finals —*Llamas — Contreras defeated Douglas—Green 6-0, 6-4, 6-4. A. Palafox— G. Palafox defeated Golden—Franks 4-6, 10-8, 6-4, 6-4, 6-3.

*FINALS—*A. Palafox—G. Palafox defeated Llamas—Contreras 3-6, 9-7, 6-3, 6-2. Third place won by Golden—Franks over Douglas —Green on coin flip.

FINAL RANKINGS
MIXED DOUBLES TENNIS COMPETITION
Held at Lincoln Park
Monday, Aug. 31 thru Thursday, Sept. 3

Place	Name of Contestant	Representing
1	Yola Ramirez and Gustavo Palafox	Mexico
2	Rosa Reyes and Francisco Contreras	Mexico
3	ALTHEA GIBSON and GRANT GOLDEN	UNITED STATES
4	KAROL FAGEROS and MYRON FRANKS	UNITED STATES

Summaries of All Matches Played

*First round—*Yola Ramirez and Gustavo Palafox, Mexico, bye. Cindy Golbert and Pilo Braschi, Puerto Rico, defeated Pilar Herrera and Orlanda Garrido, Cuba by default. Karol Fageros and Myron Franks, United States, defeated Alicia Wright and Edward Zuleta, Ecuador, 6-2, 6-2. Margarita Zavalia and Eduardo Soriano, Argentine, defeated Maria Amarin and Ronald Barnes, Brazil, 6-3, 1-6, 6-3. Rosa Reyes and Francisco Contrerns, Mexico, defeated Carina Patricia and Iye Pimentel, Venezuela, 6-2, 6-1. Virginia Caceres and Eduardo Buse, Peru, defeated Alicia Hengrsvaldt and Daniel Achanda, Chile, 6-2, 9-7. Althea Gibson and Grant Golden, United States, bye. Nora Somoza and Roberto Aubana, Argentine, bye.

*Quarter-finals—*Y. Ramirez—G. Palafox defeated Golbert—Braschi 6-1, 6-0. Fageros—Franks defeated Zavalia—Soriano 8-6, 6-4, 4-6, 6-1. Gibson—Golden defeated Somoza—Aubana 6-1, 6-4.

*Semi-finals—*Y. Ramirez—G. Palafox defeated Fageros—Franks 7-5, 6-1. Reyes—Contrerns defeated Gibson—Golden 6-0, 3-6, 7-5.

*FINALS—*Y. Ramirez—G. Palafox defeated Reyes—Contrerns 6-1, 6-2. Third place playoff won by Gibson—Golden over Fageros—Franks on coin flip.

Men's Volleyball Title Won By Strong U. S. Team; Women Runnerup In Their Division

THE strongest team ever put together by the United States for international competition in volleyball retained the Pan American championship by sweeping all its matches with the loss of only one game.

The squad, which won six matches in preliminary and final play in the nine-nation tournament, was composed of six players from the National championship Hollywood YMCA Stars, and two players each from the teams which finished second, third and fourth — the Westside Jewish Community Center of Los Angeles, the U. S. Armed Forces All-Stars, and the Stockton (Calif.) YMCA.

Harry E. Wilson, coach of the Hollywood champions, was the Pan American team head coach. In calling it the strongest team ever for the USA, Wilso also noted:

* * *

"Many of the players had played together in international competition before so there were only about three players that had no international training and experience. The international rules were somewhat different so of course this presented a few problems in adjustment.

"We were most fortunate in being able to train in Los Angeles prior to our departure for Chicago and in reaching Chicago in sufficient time to have the team in top competitive condition at the time of the start of our event. The players had reported in very fine physical condition and it was a question of regaining timing and coordinating of systems and personnel. The time lapse from the end of the Nationals (at Des Moinés, Iowa, May 7-8-9) to the start of training for the Pan American Games was approximately three and a half months.

"Training in Southern California presented the additional advantage of being able to compete against some outside players from the concentration of the strongest teams in the USA. Also the squad was so well balanced that regardless of how the players were divided it was possible to have a practically even match almost every time regardless of how the personnel was divided."

The 12-man team had plenty of height, averaging 6 feet ½ inch.

The team included the following: Arthur J. Alper, spiker, 6 feet 5, Hollywood YMCA; Neil Eldredge, setup, 5 feet 5, U. S. Air Force, and Honolulu; Rolf Engen, setup, 5 feet 8, Hollywood YMCA; James Montague, spiker, 5 feet 10, Westside JCC; Charles Nelson, spiker, 6 feet 4, U. S. Air Force, Fairfield, Calif.; Michael O'Haro, spiker, 6 feet 4, Hollywood YMCA; William Olsson, spiker, 6 feet 5, Hollywood YMCA; Walter Schiller, setup, 6 feet 1, Hollywood YMCA; Eugene Selznick, spiker, 6 feet 2, Westside JCC; Alika Smith, spiker, 5 feet 11, Stockton YMCA; Marcin Wigley, spiker, 6 feet 2, Stockton YMCA; Edward Williams, spiker, 6 feet 2, Hollywood YMCA.



They were picked from the field of 31 teams that competed in the grueling, three-day double-elimination tourney of the new Des Moines North High School.

In the Pan American tournament, Aug. 28-Sept. 6, the United States defeated Cuba, 15-3, 15-5, 15-8; Puerto Rico 15-4, 15-9, 15-9, 15-7, and favored Brazil, 15-6, 15-7, 13-15, and 15-9. Both the US (3-0) and Brazil (2-1) qualified for the four-team final round robin. Eliminated were Cuba (1-2) and Puerto Rico (0-3).

In the final round second pool, the qualifiers were Mexico (4-0) and the Dominican Republic (3-1). Eliminated from the final were Canada (2-2), Venezuela (1-3) and Haiti (0-4).

The US swept through the finals in the following fashion: Dominican Republic, 15-2, 15-0, 15-8; Mexico, 15-5, 15-6, 15-6; Brazil, 15-7, 15-13, 13-15.

In the preliminary round, the US lost its only game to Brazil. The US played the match volleyball while Brazil used many tricks and fake plays.

Continued on page 307

FINAL RESULTS MEN'S VOLLEYBALL—U. S. PAN AMERICAN TEAM TRIALS

OFFICIAL SUMMARIES
1959 U. S. PAN AMERICAN
MEN'S VOLLEYBALL TRIALS*

*National YMCA and U. S. Volleyball Association Open Division Championships at Des Moines, Iowa, May 7-8-9.

Winners' bracket—Hollywood YMCA Stars defeated Davenport YMCA 15-3, 15-4. Dayton YMCA defeated Hesophia Naval Air Station 15-4, 15-10. Fort Wurth YMCA defeated Kansas University 15-3, 15-13. Ravenswood YMCA defeated Minneapolis YMCA 15-8, 15-3. Long Beach YMCA defeated Omaha YMCA 15-6, 15-6. Dallas YMCA defeated Jacksonville Naval Base 15-8, 15-7. Newark YMCA won on default by Missouri A.C. Stockton YMCA defeated Great Lakes Naval Station 15-0, 15-3. U. S. Air Force defeated Columbus Park Latvian Sports Club (Chicago) 15-7, 15-13. Des Moines YMCA won on default by Wichita Falls. Nashville YMCA defeated Detroit YMCA 15-5, 13-10. (Note—Detroit had won preliminary match on default by Ottumwa YMCA.) Ukranian Club (New York) defeated Los Alamitos Naval Air Station 15-10, 10-14, 15-4. Hollywood Comets defeated Mendo-Ville YMCA 15-7, 15-2. Wichita YMCA defeated George Williams College 8-14, 15-5, 15-8. Dallas Athletic Club defeated Atlanta YMCA 15-7, 15-8. West Side Jewish Community Center (Los Angeles) defeated Fort Dodge Volleyball Club 15-4, 15-1.

Second round—Hollywood defeated Dayton 15-3, 15-8. Ravenswood defeated Fort Wurth 15-8, 16-14. Long Beach defeated Dallas 15-7, 15-9. Stockton defeated Newark 13-11, 14-12. U. S. Air Force defeated Des Moines 7-11, 15-6, 15-4. Nashville defeated Ukranian V.C. 12-14, 15-13, 15-4. Wichita defeated Comets 15-9, 3-15, 14-12. West Side defeated Dallas A.C. 15-8, 15-11.

Quarter-finals—Hollywood defeated Ravenswood 15-2, 15-10. Stockton defeated Long Beach 11-9, 14-7. U. S. Air Force defeated Nashville 15-2, 15-7. West Side defeated Wichita 15-8, 17-15.

Semi-finals—Hollywood defeated Stockton 15-9, 15-4. West Side defeated U. S. Air Force 15-11, 6-13, 12-8.

Bracket final—Hollywood defeated West Side 15-6, 15-5.

Losers' bracket—Kansas University defeated Ottumwa 15-5, 15-9. Davenport defeated Memphis NAS 15-10, 15-13. Minneapolis defeated Kansas University 11-15, 15-10, 16-14. Jacksonville Navy won on default by Omaha. Great Lakes won on default by Missouri A.C. Columbus Park won on default by Wichita Falls. Los Alamitos defeated Detroit 15-9, 8-12, 15-7. Hesophia defeated George Williams 9-15, 15-10, 15-13. Atlanta won on default by Fort Dodge.

Second round—Dallas A.C. defeated Davenport 15-2, 15-4. Comets defeated Minneapolis 15-7, 15-9. Ukranian V.C. defeated Jacksonville Navy 15-7, 15-2. Des Moines defeated Great Lakes 15-8, 15-9. Newark defeated Columbus Park 12-15, 15-12, 15-3. Los Alamitos defeated Dallas YMCA 15-4, 15-10. Nashville defeated Fort Wurth 16-14, 15-9. Dayton defeated Atlanta 15-2, 14-12.

Third round—Comets defeated Dallas A.C. 15-3, 15-13. Ukranian V.C. defeated Des Moines 15-12, 15-9. Newark defeated Los Alamitos 15-6, 15-7. Dayton defeated Mendo-ville 18-16, 15-11.

Quarter-finals—Long Beach defeated Comets 15-8, 15-5, 15-8. Ravenswood defeated Ukranian V.C. 15-6, 13-15, 15-10. Newark defeated Wichita 15-11, 15-10. Dayton defeated Nashville 15-3, 15-7.

Semi-finals—Long Beach defeated Ravenswood 13-15, 15-6, 15-5. Newark defeated Dayton 15-4, 13-15, 15-7.

First final—U. S. Air Force defeated Long Beach 15-5, 15-13. Stockton defeated Newark 15-13, 15-6.

Second final—U. S. Air Force defeated Stockton 15-5, 14-10.

Third final—West Side defeated U. S. Air Force 15-13, 15-12.

Championship final match—West Side defeated Hollywood Stars 13-15, 14-12, 17-15. Stars defeated West Side 15-5, 15-13 for championships.



Saenz Conrad Donnehy Gaertner Heraughty Herwig Litschauer

LaShaun McAllister Shirley Shaw Stevenson Ward Willian

MEN'S VOLLEYBALL

Continued from page 305

The major difference in the teams was the outstanding defense of the Americans and their greater spiking power.

The championship round once more found the US and Brazil matched with unbeaten records. This time Brazil put up a much stronger battle although it didn't win a game, even though all of them were very close.

In all, the winners played 19 games, capturing 18 and losing one. The tournament was held at Proviso High School, Maywood, Ill. The facilities were excellent and afforded the spectators a fine viewpoint.

Kenneth Adler of Detroit was the team manager and Emil W. Breitkreutz of San Marino, Calif., was Chairman of the Volleyball Committee.

U. S. Women's Team Lost Only to Brazil Champions

THE United States Women's Volleyball team made a fine over-all showing in the Games, finishing second to Brazil and losing only to the favored South Americans. In 1955 at Mexico City, the US finished second to Mexico.

With only four nations entered, the teams competed in a double round robin on the excellent facilities provided by Proviso High School, Maywood, Ill., Aug. 29-Sept. 6. The US lost twice to Brazil and beat Peru and Mexico twice each for a 4-2 record. Brazil swept through, 6-0. Peru (2-4) was third and Puerto Rico (0-4) fourth.

The team, composed mainly of the national champion Mariners of Santa Monica, Calif., gave the Brazilians a stiff battle each time. In the first round, the Americans were forced to meet strong Brazil first, bowing 15-6, 14-16, 13-10, 15-9. It was close in the second round, Brazil winning 15-7, 15-10, 9-15, 15-11.

In between the US beat Peru twice, 3-15, 15-6, 15-3, 15-6, and 15-3, 15-5. Puerto Rico provided no difficulty, bowing 15-9, 15-8, 15-8, and 15-3, 15-2, 15-1.

* * *

The American team of 12 was chosen on the basis of the national championship tournament at Des Moines, Iowa, May 7-8-9. The nineteam tourney was won by the Mariners of Santa Monica, Calif., with the Long Beach Challengers second, the North YMCA Clippers of Long Beach, Calif., third and the Dallas YMCA fourth.

The team included:

Mrs. Edith Conrad, set, 5 feet 5, Santa Monica Mariners; Cecelia Dennehy, set, 5 feet 8, Dallas YWCA; Jean Gaertner, kill, 5 feet 9, Santa Monica Mariners; Lois Haraughty, set, 5 feet 6, Santa Monica Mariners; Margaret Herwig, hitter, 5 feet 11, Santa Monica Mariners; Beverly LaShaun, spiker, 5 feet 7, Santa Monica Mari-

Continued on page 308

OFFICIAL SUMMARIES MEN'S VOLLEYBALL—1959 PAN AMERICAN GAMES

FINAL STANDINGS
CHAMPIONSHIP DIVISION

Place	Nation	Won	Lost	Pts.
1	UNITED STATES	3	0	6
2	Brazil	2	1	4
3	Mexico	1	2	2
4	Dominican Republic	0	3	0

Results of
Championship Division Matches
Played at Proviso High School
Maywood, Ill.

Wednesday, September 2

Brazil		15	15	15
Mexico		9	11	9
United States		15	15	15
Dominican Republic		2	10	0

Thursday, September 3

Brazil		15	15	15
Dominican Republic		13	2	

Friday, September 4

United States		15	15	15
Mexico		3	6	6

Saturday, September 5

Mexico		15	15	6
Dominican Republic		9	13	15

Sunday, September 6

United States		15	15	15
Brazil		7	13	13

FINAL STANDINGS
CONSOLATION DIVISION

Place	Nation	Won	Lost	Pts.
5	Venezuela	4	0	8
6	Canada	3	1	6
7	Puerto Rico	2	2	4
8	Cuba	1	3	2
9	Haiti	0	4	0

Results of
Consolation Division Matches
Played at Proviso High School
Maywood, Ill.

Wednesday, September 2

Puerto Rico	15	15	15
Haiti	5	8	5
Canada	15	15	11
Cuba	10	12	15

Thursday, September 3

Venezuela	15	14	13	15
Cuba	10	16	15	8
Haiti		15	15	13
Puerto Rico		3	13	6

Friday, September 4

Canada		15	15	15
Haiti		3	0	7
Puerto Rico	15	13	10	15
Venezuela	6	15	12	15

Saturday, September 5

Haiti	3	11	9
Venezuela	15	15	15
Puerto Rico	16	11	7
Cuba	14	15	12

Sunday, September 6

Venezuela	16	6	15	15
Canada	14	15	12	11
Cuba	15	15	4	15
Haiti	3	11	15	1

FINAL STANDINGS
PRELIMINARY POOL "B"

Place	Nation	Won	Lost	Pts.
1	UNITED STATES	3	0	6
2	Brazil	2	1	4
3	Cuba	1	2	2
4	Puerto Rico	0	3	0

Results of
Preliminary Pool "B" Matches
Played at Proviso High School
Maywood, Ill.

Saturday, August 29

Brazil	15	15	15
Puerto Rico	3	4	7
United States	15	15	15
Cuba	3	5	7

Monday, August 31

Brazil	15	15	15
Cuba	3	6	8
United States	15	15	15
Puerto Rico	4	9	7

Tuesday, September 1

Cuba	15	17	15
Puerto Rico	12	15	11
United States	15	13	15
Brazil	6	7	15

FINAL STANDINGS
PRELIMINARY POOL "A"

Place	Nation	Won	Lost	Pts.
1	Mexico	4	0	8
2	Dominican Republic	3	1	6
3	Canada	2	2	4
4	Venezuela	1	3	2
5	Haiti	0	4	0

Results of
Preliminary Pool "B" Matches
Played at Proviso High School
Maywood, Ill.

Friday, August 28

Mexico	15	15	15
Haiti	4	8	
Canada	9	15	15
Venezuela	15	9	10

Saturday, August 29

Venezuela	15	15	15
Haiti	5	10	4
Dom. Republic	14	15	15
Canada	16	13	9

Sunday, August 30

Mexico	11	15	20
Dominican Republic	15	11	18
Canada	15	15	15
Haiti	4	6	8

Monday, August 31

Dominican Republic	15	15	15
Haiti	7	5	6
Mexico	15	15	15
Venezuela	11	9	13

Tuesday, September 1

Mexico	15	14	15
Canada	12	16	7
Dominican Republic	13	15	15
Venezuela	10	13	8

OFFICIAL SUMMARIES WOMEN'S VOLLEYBALL—1959 PAN AMERICAN GAMES

FINAL STANDINGS
DOUBLE ROUND ROBIN SCHEDULE

Place	Nation	Won	Lost	Pts.
1	Brazil	6	0	12
2	UNITED STATES	4	2	8
3	Peru	2	4	4
4	Puerto Rico	0	6	0

Results of Matches Played at Proviso
High School, Maywood, Ill.

FIRST ROUND

Saturday, August 29

Peru	15	15	15
Puerto Rico	2	10	12
Brazil	15	14	15
United States	6	16	10

Saturday, August 30

Brazil	15	15	15
Puerto Rico	3	4	10
United States	3	15	15
Peru	15	6	3

Monday, August 31

United States	15	15	15
Puerto Rico	9	8	8
Brazil	15	15	15
Peru	5	9	11

SECOND ROUND
Tuesday, September 1

United States	15	15	15
Peru	3	3	5
Brazil	15	15	15
Puerto Rico	0	4	3

Thursday, September 3

United States	15	15	15
Puerto Rico	3	2	1

Friday, September 4

Brazil	15	15	15
Peru	6	4	10

Saturday, September 5

Brazil	15	15	15
United States	9	7	13

Sunday, September 6

Peru			
Puerto Rico			

First International Water Polo Title For U. S. A. Marked End Of Reign by Argentina


Connor


Crawford


Good


Haberman


Hahn


Jaworski


Kablish


A. Kaaista


S. Kaaista


Severa

THE chain reaction of one victory after another caught up with the American water polo team in the Pan American Games. The USA not only won its first international tournament in the sport but swept all six of its contests in ending Argentina's domination of the hemispheric championship.

Coached by Sam Greller of the Illinois A.C. and spearheaded by seven of Greller's Illinois A.C. players, the US whipped all four of its rivals in the preliminary round robin and then repeated its triumphs over Argentina and Brazil in the final three-team round robin.

Argentina won the titles in 1951 and 1955 with the US second and Brazil third at Buenos Aires. Brazil was second and then US third at Mexico City. This time Argentina took second after a play-off with Brazil.

To prepare for the 1959 Games at Chicago, the U. S. Olympic Water Polo Committee set up a tournament at Chicago with seven teams competing. The Illinois A.C. beat the Lynwood (Calif.) S.C., 6-5, in a battle of unbeatens in the final game. Others in the tournament were the Olympic Club, New York A.C., El Segundo S.C., Missouri A.C. and the Illinois A.C. "B" team.

The team of 10 included seven from the victorious Illinois A.C. and three alternates. The Illinois A.C. representatives were Frank Connor, goal; Donald Good, right forward; Andrew Haberman, center guard; Kenneth Hahn, right guard; Arthur Kablish, left forward; William Kaaista, left guard, and Sam Kooistra, center forward.

The alternates were Ronald Crawford and Ronald Severa of the Lynwood S.C., and Edward Jaworski, 33, a member of the 1952 Olympic team, from the New York A.C.

Bill Kooistra, a 32-year-old insurance broker and a member of the 1952, and 1956 Olympic teams and 1955 Pan American team, and goalie Frank Connor were prominent in the American sweep. Kooistra led all scorers with 14 goals (his brother Sam had 12), and Connor was spectacular with his saves, especially in the key games with Argentina.

* * *

In the qualifying round robin, the US beat the following in order: Mexico, 5-2; Brazil, 8-2; the West Indies, 17-4, and Argentina, 5-3. In the final round, the US topped Argentina again, 5-3, and closed out with a 6-3 conquest of Brazil. In the play-off for the silver medals, Argentina edged Brazil, 6-5.

The first time the US met Argentina, Bill Kooistra scored three goals and Crawford two. At the half, the score in the foul-packed game was 2-2. The US tallied twice with men out on fouls. Goalie Connor made many sensational saves.

The final round game with Argentina also was tied 2-2 at the half. Ron Crawford, a 19-year-old collegian, broke the deadlock on a penalty throw early in the second half. Sam Kooistra then followed with his third goal which proved to be the winner.

WATER POLO

Connor kept the Argentines from scoring again until the final minute.

Against Brazil in the windup, Good, left-hander, scored twice and set up several other goals. The US broke a 2-2 half-time tie with a four-goal splurge in the second half at the Portage Park Pool.

WOMEN'S VOLLEYBALL

Continued from page 307

ners; Mrs. Violet McAllister, spiker, 5 feet 6, Santa Monica Mariners; Mrs. Lila Shanley, set, 5 feet 3, Santa Monica Mariners; Mrs. Verna Stevenson, set, 5 feet 2, Dallas YWCA; Mrs. Jane Ward, set, 5 feet 7, Santa Monica Mariners; Pauline Wilson, spiker, 5 feet 11, Long Beach Challengers.

Manuel Saenz of the Hollywood YMCA was the coach and the team manager was Ida Linschauer of the North Long Beach Clippers.

Coach Saenz praised the play of his team. For the future he suggested that players be more thoroughly instructed in the international rules and should become accustomed to playing under such rules. He noted that it was necessary to utilize much of the practice time in adapting the players to the differences between US and international rules.

Results of Women's Pan American Volleyball trials listed on next page.

OFFICIAL SUMMARIES
1959 U. S. PAN AMERICAN WATER POLO TRIALS
Held at Rilis Park Pool, Chicago, Ill.
August 7-8-9

Championship Game, Sunday, August 9

Lynwood S. C. (5)	Pos.	Illinois A.C. "A" (6)
Gordon Hall	Goal	Frank Connor
Ron Severa	L. B.	Don Good
John Aston	R. B.	Andy Haberman
Ron Crawford	C. B.	Sam Hahn
Ron Valmer	L. F.	Art Kablish
Jim Kelley	C. F.	Sam Kooistra
Marvin Bortz	R. F.	Bill Kooistra

Major fouls—B. Kooistra 2, Burns, Kablish.

Goals Scored

1st Half:

William Kooistra	IAC	4:49
Sam Kooistra	IAC	6:26
Marvin Burns	LSC	7:28

2nd Half:

Ron Valmer	LSC	1:26
Jim Kelley	LSC	1:44
Art Kablish	IAC	2:03
Don Good	IAC	3:05
Ron Crawford	LSC	3:27
Bill Kooistra	IAC	5:26
Sam Kooistra	IAC	7:21
Marvin Burns	LSC	9:12

Score at halftime: IAC 2, LSC 1.

FINAL TEAM STANDINGS

1 Illinois Athletic Club "A" (Chicago)
2 Lynwood Swim Club (Los Angeles)
3 Olympic Club (San Francisco)
4 New York Athletic Club
5 El Segundo Swim Club (Los Angeles)
6 Missouri Athletic Club
7 Illinois Athletic Club "B" (Chicago)


Blanchard


Greller

Scores of All Games
Preliminary Group A Round Robin

Illinois A.C. "A"—7 Olympic Club—6
El Segundo S.C.—11 Illinois A.C. "B"—3
Illinois A.C. "A"—14 Illinois A.C. "B"—4
Olympic Club—7 El Segundo S.C.—4
Illinois A.C. "A"—9 El Segundo S.C.—8
Olympic Club—15 Illinois A.C. "B"—4

NOTE—Illinois A.C. "B" and El Segundo S.C. eliminated.

Preliminary Group B Round Robin

Lynwood S.C.—12 Missouri A.C.—1
Lynwood S.C.—4 New York A.C.—4
New York A.C.—14 Missouri A.C.—0

NOTE—Missouri A.C. eliminated.

Championship Round Robin

Illinois A.C. "A"—7 Olympic Club—4
Lynwood S.C.—4 New York A.C.—1
Illinois A.C. "A"—10 New York A.C.—1
Lynwood S.C.—5 Olympic Club—3
Olympic Club—5 New York A.C.—4
Illinois A.C. "A"—6 Lynwood S.C.—5

Consolation Round

El Segundo S.C.—17 Missouri A.C.—6
Missouri A.C.—9 Illinois A.C. "B"—8

FINAL STANDINGS
WOMEN'S VOLLEYBALL

*U. S. Volleyball Association Championships (Designated as U. S. Pan American Trials)
May 7-8-9, 1959, Des Moines, Iowa

1 Mariners (Santa Monica, Calif.)
2 Challengers (Long Beach, Calif.)
3 North YMCA Clippers (Long Beach Calif.)
4 YWCA, Dallas, Texas
5 Women's Volleyball Club (Chicago, Ill.)
6 Marquette Park (Chicago, Ill.)
7 Lithuanian Athletic Club (Cleveland, Ohio)
8 YMCA, San Antonio, Texas

Scores of all Matches Played

Championship bracket—Santa Monica defeated Chicago Women's Volleyball Club 15-8, 15-1. North Long Beach Clippers defeated San Antonio YMCA 15-7, 15-9. Long Beach Challengers defeated Cleveland Lithuanians 15-9, 15-2. Dallas YMCA defeated Locust Point 15-2, 15-8. Dallas YMCA defeated Marquette Park 15-3, 15-8.

Semi-finals—Santa Monica Mariners defeated North Long Beach Clippers 15-6, 15-6. Long Beach Challengers defeated Dallas YMCA 15-10, 15-5, 13-10. Santa Monica defeated Long Beach Challengers 15-1, 15-3.

Losers' bracket—Marquette Park defeated Cleveland Lithuanians 15-7, 15-11. Chicago Women's Volleyball Club defeated Locust Point 15-9, 15-1. Chicago Women's Volleyball Club defeated San Antonio YMCA 12-6, 16-14. North Long Beach Clippers defeated Marquette Park 15-8, 15-13. Dallas YMCA defeated Chicago Women's Volleyball Club 15-10, 3-15, 14-12. North Long Beach Clippers defeated Dallas YMCA 15-13, 15-5. Long Beach Challengers defeated North Long Beach Clippers 10-15, 15-9, 15-9.

Championship game—Santa Monica Mariners defeated Long Beach Challengers 15-4, 15-1.

OFFICIAL SUMMARIES WATER POLO—1959 PAN AMERICAN GAMES

FINAL STANDINGS
WATER POLO — POSTAGE PARK

Place	Nation	Won	Lost	Pts.
1	UNITED STATES	6	0	12
2	Argentina*	5	1	10
3	Brazil	3	3	6
4	Mexico	2	4	4
5	West Indies Federation	0	4	0

* Won playoff.

Results of All Matches Played
FIRST ROUND
Sunday, August 30

United States ..... 5 — 0 — 5
Mexico ..... 1 — 1 — 2

United States goals—W. Kooistra 3, S. Kooistra, Don Good.
Mexico goals—Jose Olguin 2.

Brazil ..... 8 — 6 — 14
West Indies ..... 0 — 1 — 1

Brazil goals—Flavio Ribeiro 5, Sylvio Kelly 3, Joao Goncalves 3, Hilton De Anneida 2, Everardo Alvares.
West Indies goal—Terry Samuels.

Monday, August 31

United States ..... 6 — 2 — 8
Brazil ..... 0 — 2 — 2

United States goals—Ronald Crawford 3, Bill Kooistra 2, Ron Severa, Kenneth Hahn, Sam Kooistra.
Brazil goals—Adhemar Grija, Hilton de Anneida.

Argentina ..... 7 — 8 — 15
Mexico ..... 2 — 2 — 4

Argentina goals—Ernesto Parga 5, Pedro Cansegras 4, Jorge Lucey 3, Eugenio Cinkevich, Osvaldo Cadora, Alfredo Carnavali.
Mexico goals—Carlos Flores 2, Jose Olguin 2.

CHAMPIONSHIP ROUND ROBIN
Friday, September 4

Argentina ..... — — — 7
Brazil ..... — — — 6

Scoring summaries not available.

Saturday, September 5

United States ..... 3 — 3 — 5
Argentina ..... 2 — 1 — 3

United States goals—Art Kablish, Sam Kooistra 3, Ronald Crawford.

Argentina goals—Jorge Lucey, Osvaldo Cadora, Pedro Cansegras.

Sunday, September 6

United States ..... 2 — 4 — 6
Brazil ..... 1 — 3 — 4

United States goals—Don Good 2, Sam Kooistra 2, Andrew Haberman 2.

Brazil goals—Flavio Ribeiro 2, Joao Goncalves.

Monday, September 7
*Playoff for second place

Argentina ..... 4 — 2 — 6
Brazil ..... 3 — 2 — 5

Argentina goals—Osvaldo Cadora 5, Roberto Fischer.

Brazil goals—Hilton de Anneida 2, Marvio Kelly 2, Flavio Ribeiro.

Tuesday, September 1

Brazil ..... 3 — 4 — 7
Argentina ..... 2 — 4 — 6

Brazil goals—Hilton de Anneida 3, Flavio Ribeiro 2, Adhemar Grijo, Marvio Kelly.

Argentina goals—Ernesto Parga 2, Pedro Cansegras 2, Roberto Fischer, Osvaldo Carnavali.

United States ..... 11 — 6 — 17
West Indies ..... 1 — 3 — 4

United States goals—Don Good 5, Bill Kooistra 6, Sam Kooistra 4, Art Kablish 2.

West Indies goals—Gary Nash 2, Charles Packer 2.

Wednesday, September 2

Brazil ..... 4 — 5 — 9
Mexico ..... 2 — 4 — 6

Brazil goals—Joao Goncalves 4, Hilton de Anneida 2, Everardo Alvares 2, Sylvio Kelly.

Mexico goals—Miguel Carreja 2, Jose Olguin 2, Guillermo Avelar 2.

Argentina ..... 8 — 3 — 11
West Indies ..... 0 — 0 — 0

Argentina goals—Osvaldo Cadora 5, Ignacio Tendacizi 2, Eugenio Cinkevich 2, Ernesto Parga.

Thursday, September 3

United States ..... 2 — 3 — 5
Argentina ..... 2 — 1 — 3

United States goals—Bill Kooistra 3, Ronald Crawford 2.

Argentina goals—Osvaldo Cadora, Roberto Fischer, Jorge Lucey.

Mexico ..... 3 — 2 — 5
West Indies ..... 1 — 1 — 2

Mexico goals—Jose Olguin 4, Carlos Flores.
West Indies goals—Cedric Nash, Lloyd Agard.

UNITED STATES INDIVIDUAL SCORING

Player	Goals
William Kooistra	4
Sam Kooistra	12
Donald Good	7
Ronald Crawford	4
Art Kablish	3
Ron Severa	1
Kenneth Hahn	1
Andrew Haberman	2



Ashman Berger Emrich George Goldberg Kono Vinci

Six Gold Medals, One Silver Highlighted Record Onslaught By U. S. Weightlifters

AMERICAN weightmen lifted everything but the Chicago Vocational High School building itself in carrying off six of the seven gold medals, one silver medal and 17 of the 18 records on Aug. 29, 31 and Sept. 1.

The only non-American to break through the US cordon was lightweight Juan Torres of Cuba, who edged Paul Goldberg of Newark, N. J., 766.5 pounds to 760.5.

The American winners included two 1955 champions, bantamweight Charles Vinci of Cleveland and the much-bemedaled Tommy Kono of Honolulu, who lifted in the middleweight class this time after previously capturing light heavyweight honors at Mexico City.

The other US champions were featherweight Isaac Berger of Hollywood, Calif., and Brooklyn; light heavyweight Jim George of Akron, Ohio; middle heavyweight Clyde Emrich of Chicago, and heavyweight Dave Ashman of Santa Monica, Calif. Ashman tied Argentina's Humberto Selvetti with a total of 1,047 pounds on a record jerk of 430 pounds. Ashman was declared the winner because he was lighter than the veteran Argentina—a mere tot at 267 to Selvetti's 332.

* * *

All four records — for press, snatch, jerk and total lifts—were broken in the bantamweight, featherweight and middle heavyweight classes. Three were smashed in the middleweight division, two by the heavyweights and one by the lightweights.

The four records in the light heavyweight class held firm. These were established in 1955 by Kono, who goes up and down in the weight scale from year to year.

Vinci, a 26-year-old shipping clerk with muscles heaped on muscles, broke the world standard with a press of 243 pounds. He snatched 209.5 pounds, jerked 264.5 and had a total of 717 pounds. In the press he bettered Joe De Pietro's 1951 mark of 220½, in the snatch he eclipsed the 203.93 record set in 1955 by Ignacio Suarez of Cuba and his total surpassed his own standard of 661.39 set in 1955. Hector Curiel of the Netherlands Antilles jerked 275.5, topping the 1955 figure of 259.05 established by Angel Famoglietti of Panama.

Berger, 22, a 5-foot-2, Israel-born featherweight, smashed all four records with a press of 347, snatch of 242.5, jerk of 303 and total of 782.5. His lifts eclipsed three records set by champion Carlos Chavez of Panama in 1955 (press 231.49, snatch 225.98 and total 773.03), and the jerk record of 286½ established by Rodney Wilkes of Trinidad in 1951.

* * *

Torres and Goldberg each pressed 237 pounds to surpass American Joe Pitman's mark of 231.49 made in 1955. Torres' winning figures were 237, 220.5, 309, 766.5. He outscored Goldberg (237, 231.5, 292, 760.5) by 17 pounds in the jerk to capture the gold medal.

Kono, the 29-year-old, two-time Olympic champion, eclipsed Pete Georgiy's 1955 records in the department but the snatch. Kono pressed 281 pounds (record 264.56), snatched 264.5 (failing to beat George's 281.09), and jerked 352.75 (record 347.23) for a total of 898.25, compared to the old record of 892.86.

George, a 24-year-old Olympian from Akron, Ohio, didn't come close to any of Kono's light heavyweight records but he won handily over Venezuela's Enrique Guilttens with a total of 887 pounds on marks of 286.5, 270 and 330.5.

Emrich, a 28-year-old railroad clerk from Chicago, shattered all four records in the middle heavyweight group. He pressed 297.75 pounds, snatched 281, jerked 374.75 and totalled 953.5. These figures broke American Dave Shepard's 1955 standards of 281.09 for the press, 264.56 for the snatch, Brazilian Bruno Barabani's 347.23 for the jerk, and Shepard's total of 876.33.

Ashman, a 26-year-old, 267-pounder from Santa Monica, Calif., broke Ivan Davis' 1955 record of 396 for the jerk with a whopping 430 to come from behind and tie Argentine Humberto Selvetti with a total of 1,047. Ashman was declared the winner because he was lighter than the 332-pound Selvetti. Selvetti, who also was runner-up to American Norbert Schemansky in 1955, had the consolation of breaking his own record of 352.74 for the press with a mark of 374.5.

* * *

The US forces entered the Pan American tournament in excellent condition. They had competed for team berths in the National AAU Weightlifting Championships at York, Pa., July 31-Aug. 1. They remained at York for an Olympic clinic, Aug. 2-18, and then moved on to Chicago.

Thus they had continuity in training. Because of the heat, head coach Joseph Raymond of Cleveland and manager F. O. Ferguson of Columbus, Ohio, had a lifting platform and a lifting set placed outdoors right next to the team's living quarters. It was a perfect set-up and saved travelling time. Other teams were permitted to use the facilities, too, making for good neighbor relations.



Ferguson Raymond

OFFICIAL SUMMARIES

WEIGHTLIFTING — 1959 PAN AMERICAN GAMES

NOTE—Wherever ties occurred, final placing was determined by lighter body weight.

FINAL RANKINGS — BANTAMWEIGHT CLASS — 132.5 LBS.

Place	Name of Contestant	Representing	Press	Snatch	Jerk	Total
1	CHARLES VINCI	UNITED STATES	243.0	209.5	264.5	717.0*
2	Angel Famoglietti	Panama	209.5	182.0	259.0	650.5
3	Granty Sobers	West Indies	204.0	187.5	259.0	650.5
4	Hector Curiel	Neth. Antilles	182.0	187.5	275.5	645.0
5	Martin Dies	British Guiana	187.5	198.5	248.0	634.0
6	Arturo Nassilla	Argentina	187.5	192.75	237.0	628.5
7	Idelfonso Lee	Panama	187.5	193.0	242.5	623.0
8	Jose Moreno	Dom. Republic	154.0	165.5	220.5	540.0

* New Pan American record. NOTE—Vinci also set world mark in press.
NOTE—Paula Queiros, Brazil, was overweight; Jose Figueras, Puerta Rico, and Raymundo Hernandez, Mexico, did not weigh in.

FINAL RANKINGS — FEATHERWEIGHT CLASS — 132.25 LBS.

Place	Name of Contestant	Representing	Press	Snatch	Jerk	Total
1	ISAAC BERGER	UNITED STATES	237.0	242.5	303.0	782.5*
2	Maurice King	West Indies	226.0	220.5	281.0	727.5
3	Laura Alanis	Mexico	198.5	198.5	275.5	672.5
4	Pedro Serrano	Puerto Rico	204.0	198.5	270.0	672.5
5	Ray Cox	British Guiana	193.0	204.0	248.0	645.0
6	Roman Valverde	Peru	204.0	187.5	242.5	634.0
7	Santiago Alvarez	Cuba	198.5	182.0	242.5	623.0
8	Paula Queiros	Brazil	187.5	176.0	242.5	606.0
9	Lorenzo Dolnaet	Neth. Antilles	193.0	Injured, did not finish		
10	Carlos Chavez	Panama	220.5	Retired		

* New Pan American record.

FINAL RANKINGS — LIGHTWEIGHT CLASS — 148.5 LBS.

Place	Name of Contestant	Representing	Press	Snatch	Jerk	Total
1	Juan Torres	Cuba	237.0	220.5	309.0	766.5
2	PAUL GOLDBERG	UNITED STATES	237.0	231.5	292.0	760.5
3	Alberto Gumbs	Panama	226.0	220.5	292.0	738.5
4	Abel Pagan	Puerto Rico	215.0	226.0	286.5	727.5
5	Joseph Charlot	Haiti	204.0	204.0	264.5	672.5
6	Osvaldo dos Santos	Brazil	220.5	209.5	Retired	——
7	Ralph Tingoken	British Guiana	226.0	204.0	Retired	——
8	Israel Tena	Neth. Antilles	Retired			
9	Nigel DaSilva	West Indies	Retired			

FINAL RANKINGS — MIDDLEWEIGHT CLASS — 165 LBS.

Place	Name of Contestant	Representing	Press	Snatch	Jerk	Total
1	TOMMY KONO	UNITED STATES	281.0	264.5	352.75	*898.25
2	Nazih Kerbage	Argentina	253.5	259.0	320.0	832.5
3	Fred Marville	West Indies	242.5	242.5	314.0	799.0
4	Donald Heron	West Indies	248.0	242.5	302.0	793.5
5	Jose Figueras	Puerto Rico	248.0	242.5	302.0	792.5
6	Roy McArthur	British Guiana	226.0	242.5	319.5	788.0
7	Ambrose Cornet	Neth. Antilles	242.5	231.5	314.0	788.0
8	Osvaldo Salarzano	Venezuela	242.5	231.5	308.5	782.5
9	Alberto Hanedo	Peru	209.5	215.0	264.5	689.0

* New Pan American record, also set Pan Am marks in press and jerk.

FINAL RANKINGS — LIGHT HEAVYWEIGHT CLASS — 181 LBS.

Place	Name of Contestant	Representing	Press	Snatch	Jerk	Total
1	JAMES GEORGE	UNITED STATES	286.5	270.0	330.5	887.0
2	Enrique Guilttens	Venezuela	253.5	242.5	330.5	826.5
3	Fernando Torres	Puerto Rico	259.0	237.0	325.0	821.0
4	Rodolfo Perdomo	Panama	253.5	248.0	319.5	821.0
5	Michel Ligori	Canada	264.5	231.5	308.5	804.5
6	Mario Domenech	Argentina	242.5	237.0	308.5	788.0
7	Vibert Niles	British Guiana	215.0	231.5	Retired	
8	Julio Fernberger	Peru	Retired			

FINAL RANKINGS — MIDDLE HEAVYWEIGHT CLASS — 198 LBS.

Place	Name of Contestant	Representing	Press	Snatch	Jerk	Total
1	CLYDE EMRICH	UNITED STATES	297.75*	281.0	374.75	953.5*
2	Philome LaGoerre	Haiti	286.5	275.5	330.75*	892.75
3	Adolph Williams	British Guiana	259.0	270.0	325.0	854.0
4	Bruno Barabani	Brazil	259.0	259.0	319.75	837.75
5	Arnaldo Bertagnoli	Argentine	242.5	253.5	319.75	815.75
6	Alfred Korklins	Canada	253.5	231.5	314.0	799.0
7	Marshall Quelch	Canada	242.5	231.5	314.25	788.25
8	Jose Mendoza	Mexico	253.5	231.5	302.0	787.0
9	John Sequeena	Puerto Rico	253.5	220.5	286.5	760.5
10	Ramon Minina	Dom. Republic	215.0	209.5	304.0	728.5
#	Jose Flores	Neth. Antilles	292.0	259.0	330.75	881.75

* New Pan American records.
# Flores ineligible because he represented Venezuela in 1959 Central American Games. He was allowed to compete only for Pan American and world records.

FINAL RANKINGS — HEAVYWEIGHT CLASS — OVER 198 LBS.

Place	Name of Contestant	Representing	Press	Snatch	Jerk	Total
1	DAVID ASHMAN	UNITED STATES	297.5	319.5*	430.0*	1047.0*
2	Humberto Selvetti	Argentine	374.75*	297.5	374.75	1047.0
3	Eduardo Adriano	Neth. Antilles	333.25	297.5	354.5	985.5
4	William Sewnuk	Canada	297.5	264.5	——	——
5	Jorge Sata	Puerto Rico	270.0	269.5	330.5	870.0
6	Andres Sosa	Dom. Republic	264.5	253.5	330.5	848.5
7	Carlos Gutierrez	Mexico	286.5	253.5	330.75	870.0
8	Levy Perez	Venezuela	264.5	286.5	330.5	881.5

* New Pan American records.
NOTE—First place tie was resolved because Ashman was lighter in body weight.

WEIGHTLIFTING — 1959 PAN AMERICAN GAMES

Unprecedented Grand Slam of All Eight Wrestling Championships Made by U. S. A.


Reeck


Pohl


Auble


Blubaugh


Burke


Ferguson


Giana


Lewis


Rosenmayr


Wilson

IT SEEMS doubtful if any other Pan American or Olympic wrestling team ever will duplicate the overwhelming and unprecedented grand slam of the American wrestling squad at Chicago in 1959.

For the first time in Pan American history one nation won all eight of the championships. And, even more impressive, the US completed its sweep without losing a match. The record for the eight classes was 29 victories and one draw. Fifteen of the triumphs were made by pins.

* * *

The eight victories equalled the US total for both 1951 and 1955. In the 1951 Games, the Americans and Argentina each won four titles. In 1955, the US won four, Argentina three and Venezuela one.

The US representatives, picked on the basis of tryouts at Michigan State University, July 30-Aug. 1, and subsequent training sessions, were:

Richard Wilson, Toledo University, flyweight (114.5 pounds); David Auble, New York A.C., bantamweight (125.5 pounds); Louis Giani, New York A.C., featherweight (136.5 pounds); James Burke, Colorado U., lightweight (147.5 pounds); Douglas Blubaugh, U. S. Army and Oklahoma State, welterweight (160.5 pounds); James Ferguson, Michigan State and Lansing Recreation, middleweight (174.5 pounds); Frank Rosenmayr, San Francisco Olympic Club, light heavyweight (191 pounds); Dale Lewis, Oklahoma University, heavyweight.

Lewis, a 25-year-old, 6-foot-1, 190-pounder from Milwaukee, swept to the title in just 13:52 minutes on three straight pins. He pinned Jose Gamas of Mexico in 3:00; Rudolfo Padron of Venezuela in 2:22 and Keith Maltman of Canada in 8:30. Maltman was second and Padron third.

Here's how the others won:

FLYWEIGHT—Wilson, 25, pinned Eduador Coral, Ecuador, in 1:52; pinned Harold Evans, Canada, in 1:45; and decisioned Jorge Rosado, Mexico, and Manuel Varela, Argentina. Rosado was second and Varela third.

BANTAMWEIGHT—Auble, 21, from Ithaca, N. Y., won decisions from Eduardo Campbell, Panama; Hector Valencia, Mexico, and Hector Maldonado, Argentina and pinned Hector Iriarte, Guatemala, in 2:57. Campbell was second and Iriarte third.

FEATHERWEIGHT—Giana, 24, from Huntington, N. Y., pinned Miguel Rodrigues, Panama, in 7:32 then decisioned Roberto Vellejo, Mexico, and Ralph Casperson, Canada. Vallejo was second and Casperson third.

Continued on page 321

WRESTLING

FINAL RESULTS
U. S. PAN AMERICAN WRESTLING TRIALS
Michigan State University, East Lansing
IM Building Sports Arena
July 30-31, August 1

Flyweight (114.5 lbs.)—won by Richard Wilson, Toledo University. 2—Terrance Tierney, U. S. Marines. 3—Otto Johnson, Norfolk, Va. 4—Gilbert Ibarra, Lansing, Mich. Also competed—Mike Johnson, Lock Haven, Pa.

Bantamweight (125.5 lbs.)—won by David Auble, New York A.C. 2—Conner Mullins, New York A.C. 3—Tom Huff, Waterloo, Iowa. 4—Bert Cote, Chicago, Ill. Also competed—Ron Gerstenkorn, Chicago, Ill.; Lee Jeffer, Lansing, Mich.; George Hubbs, Michigan State University; Walter Bylington, Lansing, Mich.; John Zander, Chicago, Ill.; Ron Sundstrom, Sanford, Maine; Tom Tinnin, Boulder, Colo.; Dave Auble, Ithaca, N. Y.; Jerry Hunsaker, Oklahoma State University; and George Juricek, U. S. Army.

Featherweight (136.5 lbs.)—won by Louis Giani, New York A.C. 2—Lee Allen, U. S. Army. 3—Jerry Long, Boulder, Colo. 4—Ed Weatherby, U. S. Army. Also competed—Ron Gray, Lansing, Mich.; Park Recreation Club; Ron Priestley, Battle Creek, Mich.; Ed Corr, U. S. Marines; Norm Young, Michigan State University; Tom McCamley, U. S. Navy; Richard Finley, Corvallis, Ore.; Doug Millinson, Michigan State University; Jerry Lee, U. S. Marines; John Rollins, Battle Creek, Mich.; Charles Coffee, Minnesota Athletic Club; Tom Meister, Lansing, Mich.

Lightweight (147.5 lbs.)—won by James Burke, Boulder, Colo. 2—Douglas Blubaugh, U. S. Army. 3—M. A. Northrup, Olympic Club. 4—Yerzi Lemp, U. S. Army. Also competed—Mike Rodriguez, Bayel Club, Mich.; Frank Betsch, New York A.C.; Jerry Berry, Washington State; Newt Cassidy, Lincoln, Neb.; Jerry Lewis, Lansing, Mich.; Jerry Lewis, Lewis Stills, Moffett Field, Calif.; Bob Litten, Lansing, Mich.; George Tucker, U. S. Marines; Dick Francis, Olympic Club; Richard Gunner, U. S. Navy; Russell Mahlin, U. S. Marines; Dana Newland, Michigan State; Ron Hall, Michigan State University; Bill Wertheimer, New York City; Jerry Jackard, Michigan State University.

Welterweight (160.5 lbs.)—won by Dave Blubaugh, U. S. Army. 2—Phil Kinyon, U. S. Navy. 3—Jerry Ferguson, Michigan State. 4—Ron Jacobsen, U. S. Marines. Also competed—Jay Hoff, San Francisco Bowing Club; Ted Lennox, East Lansing, Mich.; Ray Maples, Englewood, Calif.; Ted Reese, Baton YMCA; Rodney Roop, Lansing, Mich.; Roger Grasen, Michigan State University.

Middleweight (174.5 lbs.)—won by James Ferguson, Michigan State University. 2—Ron Conrad, Irwin Park YMCA, Illinois. 3—Andrew Turner, New York A.C. 4—Ed DeWitt, U. S. Army. Also competed—Ron Hamilton, Lansing, Mich.; Ed Ryan, Marines; University of Michigan; James Peckham, Baton UMCU; Dale Sullivan, U. S. Army; Dennis Fitzgerald, University of Michigan; Dave Joyner, Princeton, N. J.; Ros Cantilasi, U. S. Air Force; David Kelley, Cincinnati YMCA; Howard Georges, U. S. Marines.

Light Heavyweight (191.0 lbs.)—won by Frank Rosenmayr, Olympic Club. 2—Bill Farrell, New York A.C. 3—Tim Woodin, Michigan State University. 4—Jerry Hunsaker, Oklahoma State. Also competed—Gary Kardeisiner, U. S. Army; Jack Stanton, Cortland, N. Y.; Ronnie Lewis, U. S. Navy; Murray Johnson, U. S. Marines; Lynn Bechdel, U. S. Marines; Lyman Stackmar, Catawba, Can.

Heavyweight (Unlimited)—won by Dale Lewis, Milwaukee, Wis. 2—Dave Behrman, Michigan State University. 3—Bob Marella, New York A.C. 4—Joe Radkewicz, Chicago, Ill. Also competed—Merill Salzwie, Toledo, Ohio; Bob Gutmueller, U. S. Army; Jerry Jones, Tulsa YMCA; and Dick Enamorado, Cincinnati YMCA.

NOTE—Olympic Club located at San Francisco, Cal.



TENNIS AND Yachting were colorful features in the Pan American pageantry at Chicago. The netmen served and volleyed at the Lincoln Park courts; the skippers enjoyed the breezes off the harbors of Belmont and Grant Parks on Lake Michigan.





ARGENTINE'S CARLOS Stricker is just warming up as he races down the slope of the rugged cross country course in the modern pentathlon competition at Chicagoland's Arlington Farms during the Pan American Games.







SHARON PHELPS shows perfect form (above) as United States representative in the balance beam competition at the Pan American Games. An American Indian and his papoose roam the Michigan Avenue "reservation" (left) and Chicago high school girl gymnasts give pre-Games demonstration of future Olympic skills.

EXECUTIVE DIRECTOR

Continued from page 36

opportunities to make large amounts of money from their tryouts but with few exceptions they do raise substantial amounts for their teams. The winter sport groups did a fine job with skiing leading the group. Sepp Rusch of Stowe, Vermont was chairman of the drive for the National Ski Association and raised the grand total of $70,224.52. Ice hockey was next with $42,986. Robert B. Ridder of Minneapolis was fund raising chairman of that Committee. The Figure Skating Fund Committee headed by Harry Radix of Chicago accounted for $17,641.87 and speed skating under Lemar E. Olsen of St. Louis raised $16,941.85.

The Men's Gymnastic Committee of which George Gulack of New York was Chairman raised $11,795.49 and the Women's Committee with Pat Yeager, Naples, Fla., as Chairman accounted for $8,072.

The Wrestling Committee, of which Clay Roberts of Tulsa, Okla. was fund raising Chairman, raised a total of $15,189.30. The remainder of the committees deserve special mention also but space does not permit listing all of them.

Among the city committees the leader was New York assisted by nearby communities. Col. Harry Henschel was Chairman of this Committee and Mayor Robert Wagner, who took an intense interest in the campaign, was Honorary Chairman. A large number of New York business leaders served on the Committee which accounted for a total of $206,070.72. A group in Westchester County requested permission to raise funds and organized a Committee, with Stephen Acunto of Mount Vernon, New York, chairman, and Mrs. William Murtaugh of Ardsley, New York, treasurer. They raised $15,288 which was included in the New York City total.

The Philadelphia Committee, under the leadership of Arthur Kaufmann, had a variety of promotions in the interest of the fund and accounted for about $15,000. Mr. Edgar L. Hoag, Jr. conducted a nationwide campaign for the rowing fund from Philadelphia, the results of which are not included in the Philadelphia total.

* * *

In Philadelphia the Children's Olympic Fund again as in 1956 carried the story and the spirit of the Olympic Games to the school children in the Delaware Valley.

With the support of Dr. Allen Wetter, Superintendent of Public Schools of Philadelphia, Dr. Anthanly Catribone, Superintendent of Schools of Camden and Msgr. Edward M. Reilly, J.C.D., Superintendent of the Parochial Schools and other school officials, the collections for support of the Olympic Team took place in the public, parochial and private schools in the Philadelphia and Camden area.

The schools cooperated with special classroom discussions, school assemblies and athletic exhibitions and this effort was climaxed by a parade and an Olympic Torch ceremony at Independence Hall and an Olympic Day in the recreation centers and city playgrounds.

The idea of the Children's Olympic Fund was originated by Margaret Duff Colette, former Olympic gymnast, who is the co-chairman with Frank Strawbridge, Jr., Malcolm Meyer, President of Certain-Teed Products Corporation, Ardmore, Pa., has been most helpful with this program and has volunteered to help promote it on a national basis for future campaigns.

The campaign which netted over $6,000 asked only a nickel from each school child and has as its objectives in addition to the support of the Olympic Team the desire to acquaint all children with the spirit of the Olympics and to have the school children feel they play a part in this great endeavor. In this way children will learn the principles of fair play, good sportsmanship, physical fitness, and get started in the mata of the Children's Olympic Fund "The important thing in the Olympic Games is not winning but taking part."

It is the intention of the Children's Olympic Fund to undertake this program on a national basis to help build stronger and healthier boys and girls into better citizens.

* * *

Pittsburgh had a fine Committee whose chairman was Max Rogal and the treasurer was Carl Olson. They accounted for $12,000 in a city which has had little activity in previous campaigns.

Other areas which deserve special mention are Indiana with approximately $9,000, where the leaders were W. R. Krafft and Frank E. Mc-Kinney of Indianapolis, New Jersey led by Irwin Weiss raised $13,407 and collaborated on additional amounts with other organizations. Norwalk, Conn. led by Betty Philcox, deserves special mention for its good work. An entire week of activities was staged and received a great deal of newspaper support.

An outstanding fund raising plan was organized in Southern California under the leadership of Daken K. Broadhead of Hollywood, Roy J. Cochran, Lawrence Houston, William Nicholas and W. R. Schroeder, all of Los Angeles. A service clubs council was formed late in the summer of 1957 in Los Angeles to spearhead the Service Clubs of Southern California and if possible throughout the nation to raise funds for the Pan American and Olympic teams. They adopted the name "Meadow Loercks" using the first letters of Lions, Optimists, Exchange, Rotary, Civitan, Kiwanis and Sertoma Clubs. This group soon became the focal point of the Olympic Fund drive in that area and accounted for about $65,000. One of their projects was having the Texaco dealers in Southern California contribute one cent per gallon on each gallon of gasoline purchased during a two-day period. The idea of the Service Clubs combined Olympic Drive is something that could be duplicated all over the United States in future campaigns. The USOC is indebted to William R. "Bill" Schroeder for his fine work in the Southern California area.

Johnson & Johnson of New Brunswick, N. J., voluntarily mailed 4,000 Olympic collection containers to drugstores throughout the United States. The container was a part of a counter display of a few Johnson & Johnson products. The containers were of such design that they could be mailed direct to the U. S. Olympic office and the plan had the approval of postal authorities. The returns have been slow in coming in but the total should be substantial.

General Mills of Minneapolis in cooperation with its Wheaties Sports Federation agreed to market a "Future Champion of America" T-shirt with all the profit going to the Olympic Fund. A notice of this offer was placed in 65,000,000 boxes of their products. At the last report in excess of 50,000 "T" shirts had been ordered and the program was just getting started.

* * *

The Olympic Committee prides itself on conducting its financial campaign with a minimum of expense. To do this as much co-operation as possible must be obtained from media which can focus public attention on the fund drive. The USOC was very fortunate during the recent campaign in having a plan which deserves a detailed explanation.

During our 1952 campaign the Ruthrauff & Ryan Advertising Agency conceived the idea of sending specially prepared postcards from Helsinki to contributors of $1.00 in order to

Continued on page 318



THE U.S.A.'s Eugene Grabowski can only hope this Costa Rican boot doesn't travel too far during a Pan American soccer contest (above) won by the Central Americans. Spiking action by the Air Force team during a final round match in the 1959 National open volleyball tournament which served as tryouts for the U. S. Pan American team.



EXECUTIVE DIRECTOR

Continued from page 316

arouse a more general interest in the Olympic Fund drive. The idea was so successful that this firm, now Erwin, Wasey, Ruthrauff & Ryan, was requested to revive this program for the 1960 campaign.

Functionally this plan offered a means of subsidizing a nationwide Olympic Fund advertising campaign in magazines, newspapers, and over radio and television stations. It was felt that the impact of public announcements would benefit other channels of the Olympic Committee efforts. The program was to be self-sustaining; defray the costs of a broad national campaign and contribute a balance to the fund.

A vast number of suppliers and communications media contributed their facilities and space and time in support of the Olympic movement. The agency developed a total of 15 magazine and newspaper advertisements, a wide assortment of spot announcements and a radio transcription and a one minute television film with Jack Brickhouse as the narrator. Preparation costs of the material donated by Chicago companies represented a total contribution of approximately $30,000. The following companies participated, to whom we extend our thanks and appreciation:

J. M. Bundsche, Inc.
Doolittle & Co., Inc.
Gaw-O'Hara Envelope Co.
Hayes-Lochner, Inc.
Kieffer-Nolde Engraving Co.
Knox Printing Co.
National Electrotype Co.
Partridge & Anderson Co.
Promotional Arts, Inc.
Rapid Copy Service, Inc.
Rogers Engraving Co.
Sarno, Inc.
Schreiner-Bennett, Inc.
Stephens-Biondi-DiCicco, Inc.
Universal Recording Corp.
Westlake Press, Inc.

In addition to public messages, the agency developed special mailing kits for newspapers, radio stations and television stations. Approximately 3,500 kits were mailed during the first week of June, 1959 to the publishers and owners of the communication media.

To coincide with the mailings, the Agency prevailed upon the communications trade press to help support the venture.

The publishers of ADVERTISING AGE, EDITOR & PUBLISHER, PRINTERS' INK and BROADCASTING each contributed a full page advertisement urging the owners of communications to support the U. S. Olympic Fund.

The response was very enthusiastic. A total combination of $11 media answered the appeal and pledged support via their facilities. The breakdown follows:

Magazines	48	Cir.	30,940,681
Newspapers	166	Cir.	5,224,333
Radio stations	206	Cir.	96,660,583
Television stations	91	Cir.	142,972,057
Total	511		275,798,654

It is estimated that the total monetary value of print and electronic media support exceeded $300,000.

On file with the U. S. Olympic Committee is an 83-page report of the various media, their circulation, amount of space contributed, the value of the space and a list of all radio and television stations by states showing the number of people reached weekly. The USOC regrets that space will not permit including the entire report here but extends its sincere thanks and appreciation for their fine support. Unquestionably this vast coverage played a large part in the success of the campaign and at a very low cost.

The actual number of post cards mailed from Rome was only about 37,000 which provided a return of $40,000 but the overall benefits derived from the publicity were tremendous.

* * *

The foregoing is a brief account of the fund raising activities. The chief regret is that it is not possible here to give each college, each AAU association, each sports governing body, each member of the armed forces, each city and all the rest special mention because they all did a wonderful job. Everyone serves without compensation and no one receives a commission on the funds raised. Expenses are kept to a minimum so all in all we have a right to be proud of the results accomplished.



EVERY ONE A CHAMPION—All eight U. S. entries in the 1959 Pan American wrestling competition won gold medals. Left to right: Richard Wilson (114.5 lbs.), David Auble (125.5), Frank Rosemayr (191), and Dale Lewis (hwt.). Back row: Manager Eric Pahl (left), Claude C. Reese, coach.

At one time Olympic competitions were held in literature, art, music, painting and sculpture but these presented so many problems that the competition was discontinued. Now they are held on an exhibition basis only. Photography has been added and was part of the program at Rome. The U. S. Olympic Committee sent 10 black and white and 9 color photographs of sports events for the exhibit through the cooperation of the Society of Magazine Photographers and Sports Illustrated Magazine. The works shown compared favorably with the best of them.

No report on the activities of the last four years would be complete without a word about Olympic House. Golf House, the home of the U. S. Golf Association, provided the inspiration for the U. S. Olympic Association to acquire a similar permanent home. After searching for many months and looking at more than 30 properties the USOA purchased the six-story (25-foot frontage) building at 57 Park Avenue originally constructed for J. Pierpont Morgan. The deal was closed on June 15, 1959 and occupancy was taken on May 20, 1960. Alterations were under the direction of a special building committee of which Clifford "Tip" Goes was chairman.

The latch string always is out for friends of the Olympic movement. Eventually there will be an Olympic Museum and trophy room, a library of Olympic books and information. Anyone wishing to perpetuate Olympic items are invited to do so. The entire cost of the building including alterations was paid for out of the profits on investments.



THE OLYMPIC TORCH (left), the papal reception for the thousands of Olympic athletes in Rome (center and lower left), and the city's "Broadway"—the famed Via Veneto (right), were sight-seers' delights. Carol Heiss and Hayes Alan Jenkins (lower right), champion figure skaters in 1960 and 1956 respectively completed a romantic Olympic picture with their marriage in Akron, Ohio, during the spring of 1960.

PAN AMERICAN REVIEW

Continued from page 226

16 nations combined were only 28 per cent of the overall total.

TWO — South American nations were handicapped by competing in what is their "off" season, a big factor in minimizing their preparation for the Games. Training and conditioning periods were quite limited, particularly in the outdoor sports, because of the winter temperatures prevailing on their continent.

THREE—For the first time, the United States Pan American team was selected in a manner similar to that used to determine Olympic entries. Games committees were given a chance to review their respective Pan American preparations and use them as a basis when finalizing their planning for Rome. In effect, the Pan American Games served as a testing ground for U. S. Olympic hopefuls.

FOUR—There was a great "accent on youth" in the U. S. Pan American Team. For instance, half of the 28-member men's swimming team were teenagers, while 16 of the 20 girl swimmers still were in their teens. A crew of high school graduates (June 1959) won a gold medal in rowing and, in track and field, a number of youthful newcomers showed great promise. Fencing and gymnastics were other sports where youth was served.

WEIGHTLIFTING

Continued from page 170

edged the American for the featherweight (132) title, 821 to 798 ½. The Russian surpassed the four Olympic marks with 264 ½-242 ½-314—821 and his total tied Berger's world record. Berger also beat the Olympic marks.

* * *

Russia's Viktor Bushuev won the lightweight (148) title with 275 ½-270-330 ½—876, eclipsing the Olympic press, snatch and total lift records, and breaking the world record. He also tied the world press record. Singapore's Tan Howe Liang, who was second, beat the Olympic jerk mark with 341 ½. The US had no entry in this class.

Poland's Ireneusz Paliński received another big assist in the light heavyweight class when Russia's favored Rudolph Plykutelder had to withdraw because of illness. The Pole won on his Olympic and world record jerk of 396 ¾ for a total of 975 ½ to George's 947 ¾.

Russia sent both Olympic champion Arkakiy Vorobiev and national champion Trofim Lomakin into the middle heavyweight contest and between the two of them they erased every Olympic mark but the jerk and Vorobiev tied that (391 ¼) to win with a world record total of 1,041 ¼. Lomakin's press of 347 was a world record. John Pulskamp, a 23-year-old Ohio State student who was handicapped by a bad back, was fourth.

The Russians won every division in which they had a man entered.

WRESTLING

Continued from page 175

and the U. of Oklahoma, also went down in two straight matches for 11th place. He was decisioned by Istvan Kozma of Hungary and thrown by Adelmo Bulgarello of Italy.

This was the USA's third experience in Olympic Greco-Roman wrestling which permits holds only above the waist.

The elimination rules are the same in both types of competition. Six "bad" points eliminates a competitor. Four "bad" points are assessed for a loss by a fall, three for a decision defeat, two for a draw and one for a decision victory. A victory by a fall counts no points.

* * *

The teams were picked on the basis of qualifying tryouts, the final tryouts at Iowa State University, Ames, Iowa, April 28, 29, 30 for Free Style, and May 2-3 for Greco-Roman, with showings made at the training camp at the University of Oklahoma, Norman, Okla.

By majority vote of the U. S. Olympic Wrestling Committee, three outstanding wrestlers, prevented by medical reasons from participating in the tryouts, were added to the squad.

They were McCann and Simons, and lightweight James Burke, who did not earn a berth.

The three were listed as No. 4 in their respective weight classes. The training camp method of elimination bouts to determine the standard-bearers at Rome was the No. 4 man had to defeat No. 3 and No. 2 before challenging the No. 1 winner of the tryouts at Ames. The challenger had to defeat the No. 1 man twice in order to qualify for the trip to Rome. The No. 1 man had only to defeat the challenger once.

The wrestling committee was headed by Raymond Swartz of the U. S. Naval Academy. Port Robertson of the U. of Oklahoma was the free style coach and Briggs Hunt of UCLA was the Greco-Roman coach. John C. Mandel of New York was the team manager.

YACHTING

Continued from page 179

ings (eliminate the worst): 2-4-1-3-1-7-1 in the field of 19. Denmark's Mark II was second with 5,678 and Switzerland's Ballerina IV third with 5,122. The Webb II was designed by Ohlson.

In the Star class, the Russian Tornado had 7,619 points on 1-2-1-1-3-5-5; the Portuguese Ma'Lindo 6,665 on 3-3-8-2-5-1-3, and the American Shrew II 6,269 on 9-7-4-3-2-4-1.

Parks, 38, an engineer from Chicago, had Robert Halpern, 32, a former Notre Dame football player from Chicago as his crewman.

The multiple responsibilities of the US team were handled expertly, as usual, by Julian K. Roosevelt, a former Olympic champion and a member of the yachting team since 1948. The Oyster Bay, N. Y. veteran was assisted by Ferdinand Capellie, Jr., of Haverford, Pa., and Charles Kober, of Long Beach, Calif. All three were alternates on the squad.

* * *

The Olympic Trials to determine the 11 regular and three alternate berths drew a record field of 454 entries involving 685 individuals. In 1956 there were 199 entries involving 341 individuals. For the first time, the yachting team was entirely financed for its trip and stay in Naples.

In his report on the financing, James M. Trenary of New York, Chairman of the U. S. Olympic Yachting Committee said:

"This was accomplished through a newly formed United States International Sailing Association which carried on a campaign to raise money to further international yachting and monies which were paid to the United States Olympic Committee. We are grateful to Commodore Henry S. Morgan for his leadership in making this possible and to generous yachtsmen throughout the country who answered the contribution call."

Final trials were held in the Finn and 5.5 classes by the Boston, Corinthian and Eastern Yacht Clubs of Marblehead, Mass.; in the Dragons by the Southern Yacht Club of New Orleans; in the Flying Dutchman by the Clearwater Yacht Club of Clearwater, Fla., and in the Stars by the Atlantic Highlands (N. J.) Yacht Club.

WRESTLING

Continued from page 312

LIGHTWEIGHT—Burke, 23, from Boulder, Colo., pinned Jose Yanez, Cuba, in 5:42, and Miguel Silvera, Venezuela, in 7:39, and drew with Maria Tovar, Mexico. Tovar was second and Yanez third.

WELTERWEIGHT — Blubaugh, 24, from Ft. Sam Houston, Texas, pinned Julian Cabos, Argentina, in 8:22, decisioned Bruno Ochman, Canada, and pinned Paride Pancirolli, Venezuela, in 2:09. Doug won his final match by default because of a knee injury suffered by Antonio Rosado in a previous match. Ochman finished second and Rosado third.

MIDDLEWEIGHT — Ferguson, 21, from Oklahoma City, Okla., pinned three of his four rivals—Pedro Pacheco, Venezuela, in 8:29, Jose Fernandez, Mexico, in 2:24, and Julio Graffigna, Argentina, in 8:48. He decisioned Theodore Jawulik, Canada.

LIGHT HEAVYWEIGHT—Rosenmayr, 24, from Redwood City, Calif., pinned Fernando Gonzales, Cuba, in :47, drew a bye, decisioned Alberto Longarela, and decisioned Rod Carrow, Canada. Carrow was second and Cesar Ferreras, Venezuela, third.

* * *

The tournament was conducted at Reavis High School, Oak Lawn, Ill., Sept. 2-5. Claude C. Reeck of Purdue coached the record-making team. Eric F. Pohl, San Antonio, Texas, was the meet referee. Raymond Swartz of the Naval Academy was the Chairman of the U. S. Olympic Wrestling Committee.

OFFICIAL SUMMARIES WRESTLING — 1959 PAN AMERICAN GAMES

FINAL RANKINGS
FLYWEIGHT CLASS — 114.5 LBS.

Place	Name of Contestant	Representing
1	J. RICHARD WILSON	UNITED STATES
2	Jorge Rosado	Mexico
3	Manuel Varella	Argentina

Results of Bouts held at Reavis High School, Oak Lawn, Ill., Sept 2-3

First round—Sept. 2—Jorge Rosado, Mexico, pinned Harold Evans, Canada, 0:36. Richard Wilson, United States, pinned Eduardo Caral, Ecuador, 1:52. Manuel Varella, Argentine, decisioned Carlos Zapata, Venezuela.

Second round—Sept. 3—Wilson pinned Evans, 1:45 (Evans eliminated). Rosado pinned Zapata 4:12 (Zapata eliminated). Varella pinned Caral 4:02 (Caral eliminated).

Third round—Sept. 4—Wilson decisioned Rosado. Varella drew bye.

Final round—Sept. 5—Wilson decisioned Varella.

FINAL RANKINGS
BANTAMWEIGHT CLASS — 125.5 LBS.

Place	Name of Contestant	Representing
1	DAVID AUBLE	UNITED STATES
2	Eduardo Campbell	Panama
3	Hector Iriarte	Guatemala

Results of Bouts held at Reavis High School, Oak Lawn, Ill.

First Round, Sept. 2—David Auble, United States, decisioned Eduardo Campbell, Panama. Hector Maldonado, Mexico, decisioned Philip Slobatzky, Canada. Hector Valencia, Mexico, drew with Hector Iriarte, Guatemala.

Second Round, Sept. 3—Campbell decisioned Slobatzky (Slobatzky eliminated). Auble decisioned Valencia, Iriarte decisioned Maldonado.

Third Round, Sept. 4—Auble decisioned Maldonado, Iriarte drew with Campbell.

Final Round, Sept. 5—Auble pinned Iriarte, 2:57.

FINAL RANKING
FEATHERWEIGHT CLASS — 136.5 LBS.

Place	Name of Contestant	Representing
1	LOUIS GIANI	UNITED STATES
2	Roberto Vallejo	Mexico
3	Ralph Casperson	Argentina

Results of Bouts held at Reavis High School, Oak Lawn, Ill.

First Round, Sept. 2—Louis Giani, United States, pinned Miguel Rodriguez, Panama, 7:32. Ralph Casperson, Canada, won split decision over Oscar Vazquez, Argentine. Roberti Vallejo, Mexico, drew bye.

Second Round, Sept. 3—Giani decisioned Vallejo. Rodriguez won on forfeit by Vazquez (Vazquez eliminated). Casperson drew bye.

Third Round, Sept. 4—Vallejo decisioned Rodriguez (Rodriguez eliminated). Giani decisioned Casperson and is declared champion.

Final Round, Sept. 5—(for second place)—Vallejo won split decision over Casperson.

FINAL RANKING
LIGHTWEIGHT CLASS — 147.5 LBS.

Place	Name of Contestant	Representing
1	JAMES BURKE	UNITED STATES
2	Maria Tovar	Mexico
3	Jose Yanez	Cuba

Results of Bouts held at Reavis High School, Oak Lawn, Ill.

First Round, Sept. 2—Maria Tovar, Mexico, decisioned Eduardo Echeparobalda, Argentina. Miguel Silvera, Venezuela, decisioned Severino Aguilar, Panama. James Burke, United States, pinned Jose Yanez, Cuba, 5:42.

Second Round, Sept. 3—Tovar pinned Aguilar, 7:21 (Aguilar eliminated). Burke decisioned Echeparobalda (Echeparobalda eliminated). Burke pinned Silvera 7:39.

Third Round, Sept. 4—Burke won on split decision over Silvera (both eliminated). Burke drew with Tovar.

NOTE: Burke awarded Gold Medal because in earlier matches, he and Tovar, who split, had no penalty points. Yanez given third place on victory over Silvera.

FINAL RANKING
WELTERWEIGHT CLASS — 160.5 LBS.

Place	Name of Contestant	Representing
1	DOUGLAS BLUBAUGH	UNITED STATES
2	Bruno Ochman	Canada
3	Antonio Rosado	Mexico

Results of Bouts held at Reavis High School, Oak Lawn, Ill.

First Round, Sept. 2—Antonio Rosado, Mexico, pinned Carlos Alonso, Cuba, 6:45. Bruno Ochman, Canada, pinned Pariede Pancirolli, Venezuela, 6:43. Douglas Blubaugh, United States, pinned Julian Cabos, Argentina, 8:22.

Second Round, Sept. 3—Pancirolli pinned Alonso, 6:20. (Alonso eliminated). Rosado decisioned Cabos (Cabos eliminated). Blubaugh decisioned Ochman.

Third Round, Sept. 4—Ochman pinned Rosado, 5:56. Blubaugh pinned Pancirolli, 2:09 (Pancirolli eliminated).

Final Round, Sept. 5—Blubaugh won on forfeit by Rosado (bitter sustained knee injury in Sept. 4 bouts). Blubaugh awarded title.

FINAL RANKING
MIDDLEWEIGHT CLASS — 174.5 LBS.

Place	Name of Contestant	Representing
1	JAMES FERGUSON	UNITED STATES
2	Julio Graffigna	Argentina
3	Pedro Pacheco	Venezuela

Results of Bouts held at Reavis High School, Oak Lawn, Ill.

First Round, Sept. 2—Theodore Jawulik, Canada, decisioned Jose Hernandez, Mexico. James Ferguson, United States, pinned Pedro Pacheco, Venezuela, 8:29. Julio Graffigna, Argentine, drew bye.

Second Round, Sept. 3—Graffigna decisioned Jawulik, Ferguson pinned Hernandez, 2:24 (Hernandez eliminated). Pacheco drew bye.

Third Round, Sept. 4—Graffigna drew with Pacheco (Pacheco eliminated). Ferguson decisioned Jawulik (Jawulik eliminated).

Final Round, Sept. 5—Ferguson pinned Graffigna 8:48. Pacheco awarded third because of fewer penalty points.

FINAL RANKING
LIGHT HEAVYWEIGHT CLASS — 191 LBS.

Place	Name of Contestant	Representing
1	FRANK ROSENMAYR	UNITED STATES
2	Rod Carrow	Canada
3	Cesar Ferreras	Venezuela

Results of Bouts held at Reavis High School, Oak Lawn, Ill.

First Round, Sept. 2—Alberto Longarela, Argentine, pinned Jose Luis Hernandez, Mexico, 3:42. Roderick Carrow, Canada, won split decision over Israel Sanchez, Cuba. Frank Rosenmayr, United States, pinned Fernando Gonzales, Cuba, 0:47. Cesar Ferreras, Venezuela, drew bye.

Second Round, Sept. 3—Ferreras decisioned Longarela. Carrow pinned Hernandez, 7:30 (Hernandez eliminated). Gonzales won on forfeit by Sanchez (Sanchez eliminated). Rosenmayr drew bye.

Third Round, Sept. 4—Ferreras decisioned Gonzales (Gonzales eliminated). Rosenmayr decisioned Longarela (Longarela eliminated). Carrow drew bye.

Final Round, Sept. 5—Rosenmayr decisioned Carrow. Second place awarded to Carrow on forfeit by Ferreras who had sustained an injury.

FINAL RANKING
HEAVYWEIGHT CLASS — OVER 191.5 LBS.

Place	Name of Contestant	Representing
1	DALE LEWIS	UNITED STATES
2	Keith Maltman	Canada
3	Rodolfo Padron	Venezuela

Results of Bouts held at Reavis High School, Oak Lawn, Ill.

First Round, Sept. 2—Keith Maltman, Canada, pinned Jose Albinana, Cuba, 4:33. Rodolfo Padron, Venezuela, won on default by Norberto Rizzo, Argentine (2:17 when injured). Dale Lewis, United States, pinned Jose Gamou, Mexico, 3:00.

Second Round, Sept. 3—Albinana won on forfeit by Rizzo (Rizzo eliminated). Lewis pinned Gamou, 9:02 (Gamou eliminated). Lewis pinned Padron, 2:21.

Third Round, Sept. 4—Lewis decisioned Albinana (Albinana eliminated). Lewis decisioned Maltman, 8:30 and was champion.

Final Round for second place—Maltman pinned Padron, 2:21.

U. S. A. Overall Record Best In First Full Scale Pan American Yachting Competition


O'Day


Scully


M. Sheranos

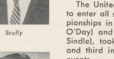
V. Sheranos


Sindle


Stevens


Swindeman


J. Tillman


E. Tillman


Wood

YACHTING became a full scale part of the Pan American Games in 1959 with 42 entries from 15 nations in the seven classes. Competition was held in the five Olympic classes—5.5 Meters, Finn Monotype, Flying Dutchman, Dragon and Star—plus the popular Lightnings and Snipers.

The United States, the only nation to enter all seven classes, won championships in the 5.5 Meters (George O'Day) and Flying Dutchman (Harry Sindle), took second in the Dragon, and third in each of the other four events.

* * *

Brazil and the Bahamas made excellent showings, each winning two titles. The Brazilians, entered in only three classes, captured titles in the Lightning and Sniper classes. The Bahamas, entered in four classes, won the Finn Monotype and Star titles. The Dragon class championship was won by Argentina.

Going into the last race in the seven-race series in all classes, the US had two championships for certain, an even chance for two more and a good opportunity to take a fifth. But, as manager Paul Smart pointed out, "the ball did not bounce right in any of them and we ended with only the two firsts already tucked away, one second and four thirds. Competition by and large was of exceptionally high and close character," he added.

Boats for the visitors were loaned by US owners and the invaders did exceptionally well in the borrowed craft.

The entry list included the following:

United States (7), Argentina (5), Canada (5), Bahamas (4), Brazil (3), West Indies Federation (3), Ecuador (3), Bermuda (2), Cuba (2), Peru (2), Uruguay (2), British Guiana (1), Guatemala (1), Chile (1), and Mexico (1).

More than 2,000 sailors participated in the trials to determine the makeup of the first US yachting team in Pan American competition. The Dragon, Lightning, Flying Dutchman and Sniper representatives were chosen on the basis of district eliminations and national championships. The North American championship regatta determined the Star class and special area and final trials were used for the Finn Monotypes. The 5.5 Meter officials voted to select George O'Day, a 1956 Olympic entry, because of his fine record.

The team included the following: 5.5 METER—skipper George O'Day, Dover, Mass.; crew, Victor Sheronas, Villanova, Pa., and Frank Scully; FINN MONOTYPE—skipper, William MacLean; FLYING DUTCHMAN—skipper, Harry Sindle, crew, Robert Wood; LIGHTNING—skipper, Herman Nichols, crew, David Nickels; DRAGON—skipper, Walter Swindeman, crew, Richard Kraus, and James Stevens; STAR—skipper, Gary Comer, crew, William Hackel; SNIPE—skipper, Richard Tillman, crew, John Tillman.

In two classes, the competition was so close that an involved Olympic scoring system was used to break ties



for first. In the Dragon class, American Walter Swindeman and Argentina's Jorge Salas each finished with 4,771 points and three victories apiece but the Argentine was declared the winner.

Durwood Knowles of the Bahamas and Alvaro de Cardenas of Cuba each accumulated 4,769 points and three victories in the Star class. Knowles was declared the winner. Gary Comer of the US would have been the winner if he had captured the last race instead of losing it by six inches. He finished third with 4,519 points.

Here's how the other championships were determined:

5.5 METER—O'Day won easily, taking five of the races and second in the two others for 3,167 points. Canada's Melville Gould took second in the three-boat race with two firsts and five seconds for 2,264 points. Ecuador's Emilio Estrada had 606 points, but, being the only other entry, received a bronze medal.

FINN MONOTYPE—Kenneth Albury of the Bahamas won only one race but finished second five times and fourth once for a top total of 2,713 points. Argentina's Esteban Berisso had three firsts and 2,662 points. Bill MacLean of the US had two first but only 2,537 points for third. Canada's David Johnson was fourth with 1,708.

Continued on page 325

OFFICIAL SUMMARIES YACHTING — 1959 PAN AMERICAN GAMES

FINAL STANDINGS — LIGHTNING CLASS

(Ranking is based on best six of seven race point totals)

Place	Nation	Skipper	Crew Members	Points	1	2	3	4	5	6	7
1	Brazil	E. Schmidt	A. Schmidt	3195	2	5	1	3	2	2	6
2	Ecuador	Enrique Plaza	M. Plaza	3116	4	1	F	4	3	3	1
3	UNITED STATES	Herman Nickels	David Nickels	2894	F	3	2	1	5	6	2
4	Argentina	Alberto Migone (Juan Kaiser)	N. Prats	2797	1	4	3	6	1	5	3
5	Peru	C. Navarro Irvine	A. Contorno	2193	3	6	4	5	4	1	5
6	Uruguay	Julio Galdia	H. Galdia	2116	5	2	5	2	6	4	4

RESULTS OF EACH DAILY RACE HELD ON NORTH COURSE OFF BELMONT HARBOR AT BELMONT AVENUE

Race No. 1 — August 28

Placing	Time	Pts.	Acc.
1 ARG	1:12:43	879	879
2 BRZ	1:13:47	578	578
3 PER	1:14:50	402	402
4 ECU	1:15:29	277	277
5 URU	1:17:09	180	180
6 USA	1:15:55	*DQ	—

Race No. 2 — August 29

Placing	Time	Pts.	Acc.
1 ECU	2:02:41	879	1156
2 USA	2:03:32	578	578
3 URU	2:05:58	402	582
4 ARG	2:06:05	277	1156
5 BRZ	2:07:27	180	758
6 PER	2:07:28	101	503

F—fouled, disqualified
T—did not finish (also DNF)
Acc.—accumulated points

Race No. 3 — August 30

Placing	Time	Pts.	Acc.
1 BRZ	2:33:08	879	1637
2 USA	2:35:37	578	1156
3 URU	2:43:30	402	984
4 PER	2:47:32	277	780
5 ARG	2:48:01	180	1236
6 ECU	2:45:58	*DQ	1156

Race No. 4 — August 31

1	USA	1:50:09	879	2035
2	URU	1:50:47	578	1562
3	BRZ	1:52:25	402	2039
4	ECU	1:55:10	277	1433
5	PER	1:56:42	180	960
6	ARG	1:48:20	101	1437

Race No. 5 — September 2

1	ARG	1:46:47	879	2316
2	BRZ	1:47:51	578	2617
3	ECU	1:49:03	402	1835
4	PER	1:50:44	277	1237
5	USA	1:51:33	180	2215
6	URU	DNF	101	1663

Race No. 6 — September 3

Placing	Time	Pts.	Acc.
1 PER	1:44:59	879	2116
2 BRZ	1:45:09	578	3195
3 ECU	1:45:21	402	2237
4 URU	1:45:27	277	1940
5 ARG	1:47:59	180	2496
6 USA	1:48:08	101	2316

Race No. 7 — September 4

1	ECU	2:13:49	879	3116
2	USA	2:14:11	578	2894
3	ARG	2:14:22	402	2898
4	URU	2:17:33	277	2217
5	PER	2:18:06	180	2296
6	BRZ	2:18:18	101	2296

*In first race, USA was disqualified after finishing first; in third race, Ecuador was disqualified after finishing third.

FINAL STANDINGS — STAR CLASS

(Ranking is based on best six of seven race point totals)

Place	Nation	Skipper	Crew Members	Points	1	2	3	4	5	6	7
1	Bahamas*	Durwood Knowles	Sloane Farrington	4769	3	3	1	1	1	2	3
2	Cuba	Alvaro de Cardenas	Jorge de Cardenas	4769	1	1	2	2	4	1	1
3	UNITED STATES	GARY COMER	WILLIAM HACKEL	4519	1	2	2	2	3	3	2
4	Brazil	Walt von Hutschler	J. C. Correira	2537	4	4	4	3	3	4	4
5	Mexico	C. Neiva	G. Braniff	1597	5	7	3	X	6	5	5
6	Argentina	Roberto Neeres	F. Forgiola	1553	7	5	W	5	5	6	7
7	Canada	J. George Mason	M. J. Hunt	1058	6	5	W	6	8	X	0
8	Guatemala	Ernesto Hustedt	E. Salazar	707	8	6	5	7	7	7	6

*—did not finish O—did not start W—withdrew *Tie resolved by using all seven race placings.

RESULTS OF EACH DAILY RACE HELD ON CENTRAL COURSE OFF GRANT PARK HARBOR AT MONROE STREET

Race No. 1 — August 28

Placing	Time	Pts.	Acc.
1 USA	2:38:00	1004	1004
2 CUB	2:41:53	703	703
3 BAH	2:48:22	527	527
4 BRZ	2:48:22	402	402
5 MEX	2:53:14	303	303
6 CAN	2:53:28	226	226
7 ARG	2:53:59	159	159
8 GUA	2:59:40	101	101

Race No. 2 — August 29

Placing	Time	Pts.	Acc.
1 CUB	2:46:50	1004	1707
2 USA	2:47:03	703	1707
3 BAH	2:47:44	527	1154
4 BRZ	2:48:58	402	804
5 CAN	2:50:04	303	529
6 ARG	2:51:46	226	385
7 MEX	2:51:58	159	462
8 GUA	2:52:50	101	202

Acc.—accumulated points

Race No. 3 — August 30

Placing	Time	Pts.	Acc.
1 BAH	1:55:24	1004	2158
2 USA	1:55:53	703	2410
3 CUB	1:56:32	527	2234
4 BRZ	2:02:00	402	1206
5 MEX	2:07:30	303	765
6 GUA	2:12:58	226	428
7 CAN	Withdrew	101	630
8 ARG	Withdrew	101	485

Race No. 4 — August 31

1	BAH	1:39:16	1004	3162
2	USA	1:42:28	703	3113
3	CUB	1:42:42	527	2761
4	BRZ	1:44:10	402	1608
5	ARG	1:45:02	303	788
6	CAN	1:47:30	226	856
7	GUA	1:51:30	159	587
8	MEX	DNF	101	866

Race No. 5 — September 2

1	BAH	1:29:09	1004	4166
2	USA	1:30:27	703	3816
3	BRZ	1:35:57	524	2133
4	CUB	1:36:20	402	3163
5	ARG	1:36:49	303	1091
6	MEX	1:38:52	226	1092
7	GUA	1:40:30	159	746
8	CAN	DNF*	101	957

*Rudder broke

Race No. 6 — September 3

Placing	Time	Pts.	Acc.
1 CUB	1:36:53	1004	4167
2 BAH	1:37:00	703	4869
3 USA	1:39:28	527	4343
4 ARG	1:40:21	402	1393
5 MEX	1:45:40	303	1395
6 BRZ	1:45:53	226	2361
7 CAN	1:50:55	159	905
8 GUA	DNF	101	1058

Race No. 7 — September 4

1	CUB	2:03:46	1004	5171
2	USA	2:03:47	703	5046
3	BAH	2:03:49	527	5396
4	BRZ	2:11:55	402	2763
5	MEX	2:12:16	303	1698
6	GUA	2:15:26	226	1131
7	ARG	2:18:25	159	1552
8	BRZ	Did not start		1058

DNF—did not finish


Smart

Comer

Fournier

Hackel

Krause

MacLean

D. Nickels

H. Nickels

FINAL STANDINGS — DRAGON CLASS

(Ranking is based on best six of seven race point totals)

Respective placing in Race No.:

Place	Nation	Skipper	Crew Members	Points	1	2	3	4	5	6	7
1	Argentina	Jorge Salas	Chaves Caligaris Jorge del Rio	4771	2	3	1	1	2	1	2
2	UNITED STATES	WALT SWINDEMAN	RICHARD KRAUS JAMES STEVENS	4771	3	1	2	2	1	2	1
3	Canada	Arnold Massey	A. D. Massey W. M. Wilson	3142	1	2	W	3	3	6	4
4	Bermuda	H. Brownlow	Eve. Kempe H. Cooper	1904	5	4	5	4	F	3	5
5	Uruguay	Carlos Soes	R. Rodriguez A. G. Pereyra	1823	4	5	3	5	6	4	6
6	Bahamas	Robert Symonette	J. Johnson R. Eardley	1440	7	7	6	W	4	5	3
7	West Indies	Laurence Scott	M. Nunez	1198	6	6	4	6	5	7	7

RESULTS OF EACH DAILY RACE HELD ON CENTRAL COURSE OFF GRAND PARK HARBOR AT MONROE STREET

Race No. 1 — August 28

Placing	Time	Pts.	Acc.
1 CAN	2:55:50	946	946
2 ARG	2:55:53	645	645
3 USA	2:56:23	469	469
4 URU	2:58:24	344	344
5 BER	2:58:37	269	269
6 WIF	3:06:13	168	168
7 BAH	3:07:07	101	101

Race No. 2 — August 29

1 USA	2:30:15	946	1415
2 CAN	2:30:33	645	1491
3 ARG	2:37:27	469	1114
4 BER	3:00:32	344	593
5 URU	3:01:56	269	595
6 WIF	3:01:56	168	336
7 BAH	3:07:24	101	202

W—withdrew
F—fouled out, disqualified
Acc.—Accumulated points

Race No. 3 — August 30

Placing	Time	Pts.	Acc.
1 ARG	3:31:22	946	2060
2 USA	3:32:16	645	2060
3 URU	3:35:40	469	1062
4 WIF	3:37:50	344	680
5 BER	3:43:25	269	862
6 BAH	4:13:33	168	370
7 CAN	Withdrew	101	1692

Race No. 4 — August 31

1 ARG	2:40:20	946	3006
2 USA	2:41:14	645	2705
3 CAN	2:43:55	469	2161
4 BER	2:45:15	344	1186
5 URU	2:45:22	269	1311
6 WIF	2:49:32	168	848
7 BAH	Withdrew	101	471

Race No. 5 — September 2

1 USA	2:26:02	946	3651
2 ARG	2:27:13	645	3651
3 CAN	2:27:33	469	2630
4 BAH	2:28:06	344	2035

Placing	Time	Pts.	Acc.
1 WIF	2:28:32	249	1097
2 URU	2:29:12	168	1479
7 BER	3:28:04	DQ	1186

Race No. 6 — September 3

1 ARG	2:30:25	946	4597
2 USA	2:32:27	645	4296
3 BER	2:37:20	469	1655
4 URU	2:37:22	344	1822
5 BAH	2:38:28	249	1074
6 CAN	2:39:00	168	2778
7 WIF	2:44:34	101	1198

Race No. 7 — September 4

1 USA	3:30:23	946	5242
2 ARG	3:31:18	645	5242
3 BAH	3:32:33	469	1543
4 CAN	3:34:20	344	3122
5 BER	3:35:20	249	1904
6 URU	3:36:58	168	1991
7 WIF	3:38:37	101	1299

*Disqualified after finishing 4th.

FINAL STANDINGS — SNIPE CLASS

(Ranking is based on best six of seven race point totals)

Respective placing in Race No.:

Place	Nation	Skipper	Crew Members	Points	1	2	3	4	5	6	7
1	Brazil	Antonio Moraes	Reinaldo Conrad	6330	1	1	1	1	1	1	7
2	Cuba	Saul Dias	Gonzalo Dias	3996	4	2	3	4	4	5	2
3	UNITED STATES	RICHARD TILLMAN	JOHN TILLMAN	3184	7	4	5	5	X	2	1
4	Argentina	Fernando Sanjurjo	L. Sanjurjo	3144	2	3	2	3	3	4	4
5	Bermuda	George Brown	R. G. Oatley	2996	5	7	6	2	2	6	3
6	Bahamas	Basil Kelly	Bertram Johnson	2523	6	5	4	X	X	3	5
7	West Indies	Vincent Gabay	E. Taylor	1741	6	6	7	6	5	7	6
8	Peru	Carlos Arteaga	M. Delgado	860	8	9	8	X	6	X	8
9	British Guiana	Leslie Evanwong	Lou Evanwong	556	9	8	9	X	X	8	9

X—did not finish O—did not start Acc.—accumulative points

RESULTS OF EACH DAILY RACE HELD ON NORTH COURSE OFF BELMONT HARBOR AT BELMONT AVENUE

Race No. 1 — August 28

Placing	Time	Pts.	Acc.
1 BRZ	1:37:58	1055	1055
2 CUB	1:45:50	754	754
3 BAH	1:46:50	578	578
4 ARG	1:49:35	453	453
5 BER	1:49:45	356	356
6 WIF	1:50:08	277	277
7 USA	1:50:20	210	210
8 PER	1:50:34	152	152
9 BRG	2:05:00	101	101

Race No. 2 — August 29

1 BRZ	2:13:20	1055	2110
2 ARG	2:17:19	754	1207
3 CUB	2:20:13	578	1332
4 USA	2:22:45	453	663
5 BAH	2:23:39	356	934
6 WIF	2:23:40	277	554
7 BER	2:24:03	210	566
8 BRG	2:37:55	152	253
9 PER	2:42:17	101	253

Race No. 3 — August 30

1 BRZ	2:33:08	1055	3165
2 CUB	2:38:19	754	2086
3 ARG	2:39:07	578	1785
4 BAH	2:48:44	453	1387

Placing	Time	Pts.	Acc.
5 USA	2:49:57	356	1019
6 BER	3:00:25	277	843
7 WIF	3:15:15	210	764
8 PER	3:30:27	152	405
9 BRG	3:45:57	101	354

Race No. 4 — August 31

1 BRZ	1:59:25	1055	4220
2 BER	2:00:52	754	1597
3 CUB	2:02:27	578	2664
4 ARG	2:04:26	453	2238
5 USA	2:05:09	356	1375
6 WIF	2:09:03	277	1041
7 BAH	DNF	101	1489
8 PER	DNF	101	506
9 BRG	DNF	101	455

DNF—Did not finish

Race No. 5 — September 2

1 BRZ	1:31:48	1055	5275
2 BER	1:33:36	754	2351
3 ARG	1:34:23	578	2816
4 CUB	2:00:47	453	3117
5 WIF	2:04:13	356	1397
6 PER	DNF	101	607
7 BAH	DNF	101	1589
8 BRS	DNF	101	556
9 USA	DNF	101	1476

Race No. 6 — September 3

1 BRZ	2:00:00	1055	6330
2 USA	2:03:18	754	2230
3 BAH	2:03:54	578	2667
4 BER	2:04:24	453	3349
5 CUB	2:04:36	356	3473
6 ARG	2:06:03	277	2638
7 WIF	2:12:27	210	1607
8 PER	DNF	101	808
9 BRG	Did not start		556

Race No. 7 — September 4

1 USA	2:18:30	1055	3285
2 CUB	2:18:37	879*	4352
3 BER	2:18:45	578	3216
4 ARG	2:18:55	328*	3597
5 BAH	2:20:08	356	3523
6 WIF	2:20:38	277	1884
7 PER	2:23:45	210	6040
8 BER	2:32:07	152	960
9 BRG	Did not start		556

*Cuba fouled by Argentine, awarded 125 points extra while Argentine's total for race was cut of 125 points, No bearing on race placings.

FINAL STANDINGS — FLYING DUTCHMAN CLASS

(Ranking is based on best six of seven race point totals)

Respective placing in Race No.:

Place	Nation	Skipper	Crew Members	Points	1	2	3	4	5	6	7
1	UNITED STATES	HARRY SINDLE	ROBERT WOOD	4800	1	1	1	1	1	1	1
2	Canada	Angus MacDonald	Pierre des Jardins	2818	2	3	2	3	2	4	2
3	West Indies Federation	Barton Kirkconnell	Rawle Barrow	2290	3	2	3	2	3	3	4
4	Chile	Pablo Guilyas	R. Eastman	1188	4	4	4	4	4	4	3
5	Ecuador	Glavio Estrada		101	O	X	O	O	X	O	O

O—did not start X—did not finish

RESULTS OF EACH DAILY RACE HELD ON NORTH COURSE OFF BELMONT HARBOR AT BELMONT AVENUE

Race No. 1 — August 28

Placing	Time	Pts.	Acc.
1 WIF	1:44:07	223	1145
4 CHI	2:33:43	198	594
5 ECU	Did not start		101

Race No. 4 — August 31

1 USA	1:38:39	800	3200
2 WIF	1:40:30	499	1644
3 CAN	1:40:30	323	1644
4 CHI	1:52:54	198	792
5 ECU	Did not start		101

Race No. 5 — September 2

1 USA	1:22:27	800	4000
2 CAN	1:33:20	499	2143
3 WIF	1:36:23	323	1967
4 CHI	1:49:47	198	990
5 ECU	Did not start		101

Race No. 6 — September 3

1 USA	1:46:43	800	4800
2 WIF	1:47:13	323	2642
3 WIF			2290
4 CHI	1:50:05	198	1188
5 ECU	Did not start		101

Race No. 7 — September 4

1 USA	1:58:07	800	5600
2 CAN	2:12:52	499	3141
3 WIF	2:13:28	323	2613
4 CHI	2:27:00	198	1386
5 ECU	Did not start		101

Acc.—accumulated points.

FINAL STANDINGS — 5.5 METER CLASS

(Ranking is based on best six of seven race point totals)

Respective placing in Race No.:

Place	Nation	Skipper	Crew Members	Points	1	2	3	4	5	6	7
1	UNITED STATES	GEORGE O'DAY	VICTOR SHERONAS FRANK SCULLY	3167	2	1	1	1	1	1	2
2	Canada	Melville Gould	Jerome Conway Barclay Livingston	2264	1	2	2	2	2	2	1
3	Ecuador	Emilio Estrada	Emilio Estrada, Jr.	606	3	F	3	3	3	3	3

F—Fouled out, disqualified

RESULTS OF EACH DAILY RACE HELD ON CENTRAL COURSE OFF GRAND PARK HARBOR AT MONROE STREET

Race No. 3 — August 30

Placing	Time	Pts.	Acc.
1 USA	3:04:40	578	1433
2 CAN	3:15:55	277	1132
3 ECU	3:41:40	101	101

Race No. 4 — August 31

1 USA	3:00:24	578	2011
2 CAN	3:05:53	277	1409
3 ECU	3:08:02	101	202

Race No. 5 — September 2

1 USA	2:06:39	578	2589
2 CAN	2:16:00	277	1686

DQ—Disqualified after finishing second; Canada ruling advanced.

Placing	Time	Pts.	Acc.
3 ECU	2:18:59	101	404

Race No. 6 — September 3

Placing	Time	Pts.	Acc.
1 USA	2:30:28	578	3167
2 CAN	2:36:50	277	1963
3 ECU	2:38:10	101	505

Race No. 7 — September 4

1 CAN	3:28:20	578	2541
2 USA	3:32:09	277	3444
3 ECU	3:37:24	101	606

Acc.—accumulated points.

FINAL STANDINGS — FINN OLYMPIC MONOTYPE CLASS

(Ranking is based on best six of seven race point totals)

Respective placing in Race No.:

Place	Nation	Skipper	Crew Members	Points	1	2	3	4	5	6	7
1	Bahamas	Kenneth Albury	*Foster Clarke	2713	4	2	2	2	3	2	1
2	Argentina	Esteban Beriain		2462	2	3	1	3	F	1	3
3	UNITED STATES	WILLIAM McLEAN		2537	2	1	3	F	1	2	3
4	Canada	David Johnson		1703	3	4	3	4	4	3	4

*Alternate skipper F—Fouled out X—did not finish

RESULTS OF EACH DAILY RACE HELD ON NORTH COURSE OFF BELMONT HARBOR AT BELMONT AVENUE

Race No. 1 — August 28

Placing	Time	Pts.	Acc.
1 BAH	1:43:50	402	805
3 USA	1:43:50	226	1030
4 CAN	1:44:09	101	1030

Race No. 4 — September 1

1 ARG	1:28:43	703	1733
2 BAH	1:29:01	402	1207
3 CAN	1:54:37	*351	1381
4 USA	Fouled	*125	1206

Race No. 5 — September 2

1 USA	1:11:57	703	1909
2 BAH	1:14:17	402	1709
3 ARG	1:16:02	226	1959
4 CAN	1:21:29	101	1482

Placing	Time	Pts.	Acc.
1 BAH	1:22:29	703	2412
2 USA	1:24:19	402	2311
3 CAN	1:24:44	226	1708
4 ARG	DNF	101	2060

Race No. 7 — September 4

1 ARG	1:21:46	703	2763
2 BAH	DNF	402	2814
3 USA	1:22:25	226	2537
4 CAN	1:24:25	101	1809

*USA disqualified for fouling Canada and had 125 points deducted from accumulative score while Canada was given extra 125 points.

SNIPE CLASS — Brazil's Antonio Moraes was an easy winner, capturing six of the seven races and finishing seventh in the 7th race to get 3,184 points. Cuba's Saul Dias had good placings in six races to get 3,996 points and second place. Bill Tillman of the US won the last race to grab third with 3,184 points.

Schmidt won this six-nation series with 3,198 points and one victory. Ecuador's Enrique Plaza was second with 3,116 points and Herman Nickels of the US third with 2,894. Argentina was fourth, Peru fifth and Uruguay sixth. A disqualification in the first race and a sixth-place finish in the sixth race ruined Nickels' chances.

YACHTING

Continued from page 322

FLYING DUTCHMAN — American Harry Sindle breezed to victory in all seven races for a total of 4,800 points. Canada was second, West Indies third, Chile fourth and Ecuador fifth.

LIGHTNING CLASS — Brazil's E.

ARMED FORCES

Continued from page 57

Three individuals associated with the Navy, and not included in the above totals, also accompanied the US Olympic Team to Rome in the following capacities:

Mr. Louis G. Lindsey, US Naval Academy—coach of the US Olympic eight-oared shell; Mr. Bill Schenck, US Naval Academy—boatman/rigger of US Olympic eight-oared shell; Mr. Andre Deladrier, US Naval Academy—coach of US Olympic fencing team.

REPORT OF U. S .MARINE CORPS
Maj. James K. McCreight

THE basic prerequisites necessary to become an Olympic champion closely parallel those required of a successful military leader. The same abilities are encouraged and developed, i.e., leadership, loyalty, courage, physical fitness, teamwork, the ability to think clearly and quickly come to a decision and last, but far from least, discipline.

Fully recognizing that the Olympic Games represent the epitome of athletic competition and realizing that organizing and supporting the United States Olympic Games Teams is an "all hands" job, the Marine Corps has put forth every reasonable effort to fulfill its share of responsibility in supporting the United States Olympic effort.

Active athletic programs offering an unlimited variety of events are conducted at each separate command throughout the Marine Corps. Competition progresses from the intramural level to organized league play with other Armed Services teams and culminates in the world wide Marine Corps athletic championship program. This program, which is continuously available to every Marine, regardless of where he may be stationed, readily lended itself to an extensive Olympic development program and provided every Marine with the opportunity to train for possible Olympic competition.

* * *

Extensive as this program might seem, separate specialized training programs were developed to provide training for those athletes participating in sports not widely popular in the United States. Under the supervision and leadership of Colonel L. N. Holdzkom, Head, Special Services Branch, Headquarters, U. S. Marine Corps, responsibility for planning, developing and coordinating the vast program and for the close liaison with the various Olympic committees and the Marine Corps was assigned to Maj. J. K. McCreight, who also served in the capacity of official Marine Corps representative to both the 1959 Pan American and the 1960 Olympic Summer Games.

Through participation in the All-Marine Corps athletic championship program and the specialized training program, more than 80 outstanding Marine athletes participated in Pan American Game Trials competition. Of this number, five Marines were ultimately selected as members of the US team to compete in the 1959 Pan American Games in Chicago and four Marines were selected to serve in the capacity of alternate members. Comprising prestige and honor to the United States were Private First Class Amos Johnson, a gold medal winner in boxing, First Lieutenant Robert Gardner, a silver medal winner in track and field, and First Lieutenant Albert Cantello, a bronze medal winner in track and field. Assisting on the boxing training staff was Marine Master Sergeant Frederick Lenn.

In preparation for the 1960 Winter Olympic Games five Marines supplied for special training and were afforded an opportunity to compete for selection to the ice hockey team. However, none had the experience and ability to qualify for a place on the squad.

However, invaluable Marine support was rendered during the 1960 Olympic Winter Games at Squaw Valley when troops specially trained for mountain warfare assisted in the preparation of facilities.

* * *

The number of participants in the 1960 All-Marine Corps athletic championship program notably increased and a high caliber of performance became evident from the start. As the Summer Games neared, some 90 athletes submitted applications requesting special training in sports not normally emphasized in the Corps. Fifty individuals were provided with special training and coaching and competed in Olympic Trials events.

Of this number, 12 Marines were selected as members or alternate members of the US team; Marines representing the United States in Olympic competition at Rome were: Lance Corporal Percy J. Price, in boxing; First Lieutenant Albert Cantello and Alexander Breckenridge and Second Lieutenant Peter Close, in track and field; Second Lieutenant Warren Sweetser, in rowing; Sergeant Howard George; in wrestling, and Captain William McMillon, Jr., and Gunnery Sergeant James Hill, in pistol and rifle shooting. Bringing the first gold medal for the United States in rapid fire pistol event was Captain William McMillan, Jr. A silver medal was also won by Gunnery Sergeant James Hill in the small bore rifle event. At the colorful closing ceremonies for the 1960 Olympic Summer Games Captain McMillan was given the honor as flag-bearer for the United States.

* * *

In addition to the efforts of Marine Corps competitors, invaluable administrative and logistic support included utilization of the facilities and services at Marine Corps Schools, Quantico, Virginia, site of the Armed Forces Olympic Track and Field Trials, and Marine Corps Base, Camp Lejeune, North Carolina, and Marine Corps Recruit Depot, San Diego, California for their boxing training facilities.



POWERFUL "CATS" like these were provided by the Army to patrol the Winter Games areas at Squaw Valley and to transport medical staff members.

OLYMPIC CHAMPIONS

COMPLETE ROSTER OF WINNERS
1896-1960 INCLUSIVE

NOTE—*Results of competition in Athens in 1906 were unofficial set of games then held and which were not recognized by the International Olympic Committee.* *—denotes Olympic Record.

ATHLETICS — MEN

TRACK AND FIELD

100-METERS DASH

	Sec.
1896—**Thomas E. Burke, United States**	12.0
1900—**Francis W. Jarvis, United States**	10.8
1904—**Archie Hahn, United States**	11.0
1906—**Archie Hahn, United States**	11.2
1908—**Reginald S. Walker,**	
United States	10.8
1912—**Ralph C. Craig, United States**	10.8
1920—**Charles W. Paddock,**	
United States	10.8
1924—**Harold M. Abrahams,**	
Great Britain	10.6
1928—**Percy Williams, Canada**	10.8
1932—**Eddie Tolan, United States**	10.3
1936—**Jesse Owens, United States**	10.3
1948—**Harrison Dillard, United States**	10.3
1952—**Lindy Remigino,**	
United States	10.4
1956—**Bobby J. Morrow, United States**	10.6 (Timed at 10.3 in semi-finals)
1960—**Armin Hary, Germany**	10.2*

200-METERS DASH

	Sec.
1900—**John W. B. Tewksbury,**	
United States	22.2
1904—**Archie Hahn, United States**	21.6
1908—**Robert Kerr, Canada**	22.6
1912—**Ralph C. Craig, United States**	21.7
1920—**Allan Woodring,**	
United States	22.0
1924—**Jackson V. Scholz, United States**	21.6
1928—**Percy Williams, Canada**	21.8
1932—**Eddie Tolan, United States**	21.2
1936—**Jesse Owens, United States**	21.1
1948—**Mel Patton, United States**	21.1
1952—**Andrew W. Stanfield,**	
United States	20.7
1956—**Bobby J. Morrow, United States**	20.6
1960—**Livio Berruti, Italy**	20.5*

400-METERS DASH

	Sec.
1896—**Thomas E. Burke, United States**	54.2
1900—**Maxey W. Long, United States**	49.4
1904—**Harry L. Hillman, United States**	49.2
1906—**Paul Pilgrim, United States**	53.2
1908—**Wyndham Halswelle,**	
Gt. Britain (walkover)	50.0
1912—**Charles D. Reidpath,**	
United States	48.2
1920—**Bevil G. Rudd, South Africa**	49.6
1924—**Eric H. Liddell, Gt. Britain**	47.6
1928—**Raymond Barbuti, United States**	46.2
1932—**William Carr, United States**	46.3
1936—**Archie Williams, United States**	46.5
1948—**Arthur Wint, Jamaica**	46.2
1952—**George Rhoden, Jamaica**	45.9
1956—**Charles J. Jenkins,**	
United States	46.7
1960—**Otis Davis, United States**	44.9

800-METERS RUN

	Min.-Sec.
1896—**Edwin H. Flack, Gt. Britain**	2:11.0
1900—**Alfred E. Tysoe, Gt. Britain**	2:01.2
1904—**James D. Lightbody,**	
United States	1:56.0
1906—**James D. Lightbody,**	2:01.2
1908—**Melvin W. Sheppard,**	
United States	1:52.8
1912—**James T. Meredith,**	
United States	1:51.9
1920—**Albert G. Hill, Gt. Britain**	1:53.4
1924—**Douglas G. A. Lowe,**	
Gt. Britain	1:52.4
1928—**Douglas G. A. Lowe,**	
Gt. Britain	1:51.8
1932—**Thos. Hampson, Gt. Britain**	1:49.8
1936—**John Woodruff, United States**	1:52.9
1948—**Mal Whitfield, United States**	1:49.2
1952—**Mal Whitfield, United States**	1:49.2
1956—**Thomas W. Courtney,**	
United States	1:47.7
1960—**Peter Snell, New Zealand**	1:46.3*

1,500-METERS RUN

	Min.-Sec.
1896—**Edwin H. Flack, Gt. Britain**	4:33.2
1900—**Charles Bennett, Gt. Britain**	4:06.2
1904—**James D. Lightbody,**	
United States	4:05.4
1906—**James D. Lightbody,**	
United States	4:12.0
1908—**Melvin W. Sheppard,**	
United States	4:03.4
1912—**Arnold N. S. Jackson,**	
Gt. Britain	3:56.8
1920—**Albert G. Hill, Gt. Britain**	4:01.8
1924—**Paavo Nurmi, Finland**	3:53.6
1928—**Harri Larva, Finland**	3:53.2
1932—**Luigi Beccali, Italy**	3:51.2
1936—**Jack E. Lovelock, New Zealand**	3:47.8
1948—**Henry Eriksen, Sweden**	3:49.8
1952—**Joseph Barthel, Luxembourg**	3:45.2
1956—**Ron Delany, Ireland**	3:41.2
1960—**Herbert Elliott, Australia**	3:35.6*

5,000-METERS RUN

	Min.-Sec.
1912—**Hannes Kolehmainen,**	
Finland	14:36.6
1920—**Joseph Guillemot, France**	14:55.6
1924—**Paavo Nurmi, Finland**	14:31.2
1928—**Willie Ritola, Finland**	14:38.0
1932—**Lauri Lehtinen, Finland**	14:30.0
1936—**Gunnar Hockert, Finland**	14:17.0
1948—**Gaston Reiff, Belgium**	14:17.6
1952—**Vladimir Kuts,**	
Czechoslovakia	14:06.6
1956—**Vladimir Kuts, U.S.S.R.**	13.39.6*
1960—**Murray Halberg,**	
New Zealand	13.43.4

10,000-METERS RUN

	Min.-Sec.
1912—**Hannes Kolehmainen,**	
Finland	31:20.8
1920—**Paavo Nurmi, Finland**	31:45.8
1924—**Ville Ritola, Finland**	30:23.2
1928—**Paavo Nurmi, Finland**	30:18.8
1932—**Janusz Kusocinski, Poland**	30:11.4
1936—**Ilmari Salomaki, Finland**	30:15.4
1948—**Emil Zatopek,**	
Czechoslovakia	29:59.6
1952—**Emil Zatopek,**	
Czechoslovakia	29:17.0
1956—**Vladimir Kuts, U.S.S.R.**	28:45.6
1960—**Petr Bolotnikov, Russia**	28:32.2*

MARATHON

	Hr.-Min.-Sec.
1896—**Spyros Loues, Greece**	2:58:50.0
1900—**Michel Theato, France**	2:59:45.0
1904—**Thomas Hicks,**	
United States	3:28:53.0
1906—**W. Sherring, Canada**	2:51:23.6
1908—**John J. Hayes,**	
United States	2:55:18.4
1912—**Kenneth A. McArthur,**	
South Africa	2:36:54.8
1920—**Hannes Kolehmainen,**	
Finland	2:32:35.8
1924—**Albin Stenroos, Finland**	2:41:22.6
1928—**El Ouafi, France**	2:32:57.0
1932—**Juan Zabala, Argentina**	2:31:36.0
1936—**Sohn Kee Chung,**	2:29:19.2
Japan (Tae Kwon Chung, Korea)	2:34:51.6
1948—**Delo Cabrera, Argentina**	2:23:03.2
1952—**Emil Zatopek, Czecho.**	2:20:56.2
1956—**Alain Mimoun, France**	2:15:16.2*
1960—**Abebe Bikila, Ethiopia**	

110-METERS HURDLES

	Sec.
1896—**Thomas P. Curtis, United States**	17.6
1900—**Alvin E. Kraenzlein,**	
United States	15.4
1904—**Frederick W. Schule,**	
United States	16.0
1906—**R. S. Leavitt, United States**	16.2
1908—**Forrest Smithson,**	
United States	15.0
1912—**Frederick W. Kelley,**	
United States	15.1
1920—**Earl J. Thomson, Canada**	14.8
1924—**Daniel C. Kinsey, United States**	15.0
1928—**Sydney Atkinson, South Africa**	14.8
1932—**George Saling, United States**	14.6
1936—**Forrest Towns, United States**	14.2
1948—**William Porter, United States**	13.9
1952—**Harrison Dillard,**	
United States	13.7
1956—**Lee Q. Calhoun, United States**	13.5*
1960—**Lee Q. Calhoun, United States**	13.8

400-METERS HURDLES

	Sec.
1900—**John W. B. Tewksbury,**	
United States	57.6
1904—**Harry L. Hillman, United States**	53.0
1908—**Charles J. Bacon, United States**	55.0
1912—**Frank F. Loomis, United States**	54.2
1924—**F. Morgan Taylor, United States**	52.6
1928—**Lord David Burghley, Gt. Britain**	53.4
1932—**Robert Tisdall, Ireland**	51.8
1936—**Glenn Hardin, United States**	52.4
1948—**Roy Cochran, United States**	51.1
1952—**Charles Moore, United States**	50.8
1956—**Glenn A. Davis, United States**	50.1
(Ed Southern, United States, had	
49.5 in semi-finals)	
1960—**Glenn A. Davis, United States**	49.3*

3,000-METERS STEEPLECHASE

	Min.-Sec.
1920—**Percy Hodge, Gt. Britain**	10:00.4
1924—**Ville Ritola, Finland**	9:33.6
1928—**Toivo A. Loukola, Finland**	9:21.8
1932—**Volmari Iso-Hollo, Finland**	10:33.4
(3,460 meters—extra lap by error)	
1936—**Volmari Iso-Hollo, Finland**	9:03.8
1948—**Tore Sjostrand, Sweden**	9:04.6
1952—**Horace Ashenfelter,**	
United States	8:45.4
1956—**Chris Brasher, Gt. Britain**	8:41.2
1960—**Zdzislaw Krzyszkowiak,**	
Polana	8:34.2*

20,000-METERS WALK

	Hr.-Min.-Sec.
1956—**L. Spirine, U.S.S.R.**	1:31.27*
1960—**Vladimir Golubnichy,**	
Russia	1:34.07.2

50,000-METERS WALK

	Hr.-Min.-Sec.
1932—**Thomas W. Green,**	
Gt. Britain	4:50:10.0
1936—**Harold Whitlock,**	
Gt. Britain	4:30:41.4
1948—**John A. Ljunggren, Sweden**	4:41:52.0
1952—**Giuseppe Dordoni, Italy**	4:28:07.8
1956—**Norm. Read, N. Zealand**	4:30:42.8
1960—**Donald Thompson,**	
Great Britain	4:25:30.0*

400-METERS RELAY

	Sec.
1912—**Gt. Britain (D. N. Jacobs, H. M. Macdonald, A. R. Kiver, J. Taylor)**	42.4
1920—**United States (Charles Paddock, Jackson Scholz, Alexander Kirksey, Loren Murchison)**	42.2
1924—**United States (Jackson Scholz, Francis Taylor, Loren Murchison, Alfred Leconey)**	41.0
1928—**United States (Frank Wycoff, James Quinn, Charles Borah, Henry Russell)**	41.0
1932—**United States (Robert Kiesel, Emmett Toppino, Hector Dyer, Wilbur Wycoff)**	40.0
1936—**United States (Jesse Owens, Ralph Metcalfe, Foy Draper, Frank Wycoff)**	39.8
1948—**United States (Norwood Ewell, Lorenzo Wright, Harrison Dillard, Mel Patton)**	40.6
1952—**United States (Lee Sentin, Harrison Dillard, Lindy Remigino, Andrew Stanfield)**	40.1
1956—**United States (Leamon King, Willie Jones, Bobby Morrow)**	39.5*
1960—**Germany (Bernd Cullmann, Hary, Hans Mayer, Martin Lauer)**	40.0

All Time Olympic Champions Continuing Track & Field

1,600-METERS RELAY

	Min.-Sec.
1908—United States (William F. Hamilton, Nathan J. Cartmell, John Taylor, Melvin W. Sheppard) (100-200-400-800 m)	3:29.4
1912—United States (Melvin W. Sheppard, Edward P. Lindberg, Mel Meredith, Charles D. Reidpath)	3:16.6
1920—Great Britain (Robert Lindsay, Guy Butler, John Ainsworth, Wilfred Lowe)	3:22.2
1924—United States (C. S. Cochran, William E. Stevenson, J. O. McDonald, Allen Hoffbuhr)	3:16.0
1928—United States (George Baird, Emerson Spencer, Ray Barbuti, Spencer, Ray Barbuti)	3:14.2
1932—United States (Ivan Fuqua, Edgar Ablowich, Karl Warner, William Carr)	3:08.2
1936—Germany (Frederick Wolff, Godfrey Dampling, William Roberts, Arthur Brown)	3:09.0
1948—United States (Cliff Bourland, Art Harnden, Roy Cochran, Mal Whitfield)	3:10.4
1952—Jamaica (Herbert McKinley, Leslie Laing, Arthur Wint, George Rhoden)	3:03.9
1956—United States (C. L. Jenkins, Charles J. Mashburn, T. J. Courtney)	3:04.8
1960—United States (Jack Yerman, Earl Young, Glenn Davis, Otis Davis)	3:02.2*

POLE VAULT

1896—William W. Hoyt, United States	10' 9½"
1900—Irving K. Baxter, United States	10' 9.9"
1904—Charles Dvorak, United States	11' 6"
1906—Gaudier, France	11' 6"
1908—Albert C. Gilbert, United States (Edward T. Cook, Jr., Alfred G. Lilley)	12' 2"
1912—Harry Babcock, United States	12' 11½"
1920—Frank K. Foss, United States	12' 5 9/16"
1924—Lee Barnes, United States	12' 11½"
1928—Sabin W. Carr, John Kuck, United States	13' 9"
1932—William Miller, United States	14' 1½"
1936—Earle Meadows, United States	14' 3½"
1948—O. Gutin Smith, United States	14' 1½"
1952—Ellis Parker, United States	14' 11½"
1956—Robert Richards, United States	14' 11½"
1960—Donald Bragg, United States	15' 5¾"**

RUNNING HIGH JUMP

1896—Ellery Clark, United States	5' 11¾"
1900—Robert Baxter, United States	6' 2.4/5"
1904—Samuel Jones, United States	5' 11"
1906—Emmerich, Hungary	5' 9¾"
1908—Harry Porter, United States	6' 3"
1912—Almer Richards, United States	6' 4"
1920—Richard Landon, United States	6' 4¼"
1924—Harold Osborn, United States	6' 5 15/16"
1928—Robert W. King, United States	6' 4⅝"
1932—Duncan McNaughton, Canada	6' 5⅝"
1936—Cornelius Johnson, United States	6' 7 15/16"
1948—John Winter, Australia	6' 6¾"
1952—Walter Davis, United States	6' 8¼"
1956—Charles C. Dumas, United States	6' 11¼"
1960—Robert Shavlakadze, Russia	7' 1"**

RUNNING BROAD JUMP

1896—Ellery Clark, United States	20' 10"
1900—Alvin Kraenzlein, United States	23' 6½"
1904—Myer Prinstein, United States	24' 1"
1906—Myer Prinstein, United States	23' 7½"
1908—Frank Irons, United States	24' 6¼"
1912—Albert Gutterson, United States	24' 11¾"
1920—William Petterson, United States	23' 5½"
1924—Dehart Hubbard, United States	24' 5¼"
1928—Edward Hamm, United States	25' 4⅛"
1932—Edward Gordon, United States	25' 5¾"
1936—Jesse Owens, United States	26' 5¾"
1948—Willie Steel, United States	25' 8"
1952—Jerome Biffle, United States	24' 10"
1956—Gregory C. Bell, United States	25' 8¼"
1960—Ralph Boston, United States	26' 7¾"**

RUNNING HOP, STEP AND JUMP

1896—James Connolly, United States	45' 0¼"
1900—Myer Prinstein, United States	47' 4¼"
1904—Myer Prinstein, United States	47' 0"
1906—P. O'Connor, Ireland	47' 2¼"
1908—Timothy Ahearne, United States	48' 11¾"
1912—Gustaf Lindblom, Sweden	48' 5½"
1920—Vilho Tuulos, Finland	47' 6¾"
1924—Archibald Winter, Australia	51' 11¾"
1928—Mikio Oda, Japan	49' 10-13/16"
1932—Chuhei Nambu, Japan	51' 7⅛"
1936—Naoto Tajima, Japan	52' 6¾"
1948—Arne Ahman, Sweden	50' 6¾"
1952—Adhemar Ferreira da Silva, Brazil	53' 2½"
1956—Adhemar Ferreira da Silva, Brazil	53' 7¾"
1960—Józef Schmidt, Poland	55' 1¾"**

16-LB. SHOT PUT

1896—Robert Garrett, United States	36' 9½"
1900—Richard Sheldon, United States	46' 3¼"
1904—Ralph Rose, United States	48' 7"
1906—M. Sheridan, United States	46' 5"
1908—Ralph Rose, United States	46' 7½"
1912—Patrick McDonald, United States	50' 4"
1920—Virgil Snyder, United States	48' 7¾"
1924—Clarence Houser, United States	49' 2⅝"
1928—John Kuck, United States	52' 11⅝"
1932—Leo Sexton, United States	52' 6-3/16"
1936—Hans Woellke, Germany	53' 1⅛"
1948—Wilbur Thompson, United States	56' 2"
1952—Parry O'Brien, Jr., United States	57' 1½"
1956—Parry O'Brien, Jr., United States	60' 11"
1960—William Nieder, United States	64' 6½"**

DISCUS THROW

1896—Robert Garrett, United States	95' 7½"
1900—Rudolf Bauer, Hungary	118' 2½"
1904—Martin Sheridan, United States	128' 10½"
1906—Martin Sheridan, United States	136' 1½"
1908—Martin Sheridan, United States	134' 2¾"
1912—Armas Taipale, Finland	145' 9 1/16"
1920—Elmer Niclander, Finland	146' 7"
1924—Clarence Houser, United States	151' 5½"
1928—Clarence Houser, United States	155' 2½"
1932—John Anderson, United States	162' 4¾"
1936—Kenneth Carpenter, United States	165' 7¼"
1948—Adolfo Consolini, Italy	173' 2¾"
1952—Sim Iness, United States	180' 6½"
1956—Alfred A. Oerter, United States	184' 10½"
1960—Alfred A. Oerter, United States	194' 2**"

16-LB. HAMMER THROW

1900—John Flanagan, United States	167' 4"
1904—John Flanagan, United States	168' 1"
1908—John Flanagan, United States	170' 4½"
1912—Matthew Wilson, United States	179' 7¾"
1920—Patrick Ryan, United States	173' 5½"
1924—Frederick Tootell, United States	174' 10½"
1928—Patrick O'Callaghan, Ireland	168' 7½"
1932—Patrick O'Callaghan, Ireland	176' 11½"
1936—Karl Hein, Germany	185' 4½"
1948—Imre Nemeth, Hungary	183' 11½"
1952—József Csermák, Hungary	197' 11½"
1956—Harold Connolly, United States	207' 3½"
1960—Vasiliy Rudenkov, Russia	220' 1¾"**

JAVELIN THROW

1906—Erik Lemming, Sweden	179' 6"
1908—Erik Lemming, Sweden	179' 10½"
1912—Erik Lemming, Sweden	198' 11½"
1920—Jonni Myra, Finland	215' 9½"
1924—Jonni Myra, Finland	206' 4½"
1928—Erik Lundquist, Sweden	218' 4¾"
1932—Matti Jarvinen, Finland	238' 7"
1936—Gerhard Stöck, Germany	235' 8-5/16"
1948—Steve Seppänaara, Finland	228' 10½"
1952—Cy C. Young, United States	220' 5½"
1956—E. Danielson, Norway	281' 2½"**
1960—Viktor Cybulenko, Russia	277' 8¾"

DECATHLON

	Points
1912—Hugo Wieslander, Sweden	7724.49
1920—Helge Lovland, Norway	6804.35
1924—Harold Osborn, United States	7710.77
1928—Paavo Yrjola, Finland	8053.29
1932—James Bausch, United States	8462.23

(Old point system used 1912 to 1932)

1936—Glenn Morris, United States	7900.00
1948—Robert Mathias, United States	7139.00
1952—Robert Mathias, United States	7887.00
1956—Milton Campbell, United States	7937.00
1960—Rafer Johnson, United States	8392.00**

EVENTS NO LONGER ON OLYMPIC PROGRAM

TRACK AND FIELD—MEN

60-METERS DASH

	Sec.
1900—Alvin E. Kraenzlein, United States	7
1904—Archie Hahn, United States	7

5-MILE RUN

	Min.-Sec.
1908—H. Hawtrey, Gt. Britain	26:11.8
1908—Emil R. Voigt, Gt. Britain	25:11.2

200-METERS HURDLES

	Sec.
1900—Alvin E. Kraenzlein, United States	25.4
1904—Harry L. Hillman, United States	24.6

STEEPLECHASE

	Min.-Sec.
1900—George W. Orton, United States	7:34.4
1900—John Rimmer, Gt. Britain (4,000-meters)	12:58.4
1900—James D. Lightbody, United States (2,590-meters)	7:36.9
1908—A. Russell, Gt. Britain (3,000-meters)	10:47.8

3,000-METERS TEAM RACE

	Points
1908—Great Britain (4,828-meters)	6
1912—Finland	9
1920—United States	10
1924—Finland	8

CROSS-COUNTRY, INDIVIDUAL

	Min.-Sec.
1912—Hannes Kohlemainen, Finland (8,000-meters)	45:11.6
1920—Paavo Nurmi, Finland (10,000-meters)	27:15
1924—Paavo Nurmi, Finland (10,650-meters)	32:54.8

CROSS-COUNTRY, TEAM

	Points
1900—Great Britain (5,000-meters)	20
1904—United States (8,437-meters)	27
1906—Sweden (8,000-meters)	10
1912—Finland (10,000-meters)	10
1924—Finland (10,650-meters)	11

1,500-METERS WALK

	Min.-Sec.
1906—George V. Bonhag, United States	7:12.6

3,000-METERS WALK

1920—Ugo Frigerio, Italy	13:14.2

3,500-METERS WALK

1908—George E. Larner, Gt. Britain	14:55

10-MILE WALK

	Hr.-Min.-Sec.
1908—George E. Larner, Gt. Britain	1:15:57.4

10,000-METERS WALK

	Min.-Sec.
1912—G. H. Goulding, Canada	46:28.4
1920—Ugo Frigerio, Italy	48: 6.2
1924—Ugo Frigerio, Italy	47:35.0
1948—J. F. Mikaelsson, Sweden	45:13.2
1952—J. F. Mikaelsson, Sweden	45:02.8

STANDING HIGH JUMP

1900—Ray C. Ewry, United States	5' 5"
1904—Ray C. Ewry, United States	5' 5"
1906—Ray C. Ewry, United States	5' 2"
1908—Ray C. Ewry, United States	5' 2"
1912—Platt Adams, United States	5' 4⅛"

STANDING BROAD JUMP

1900—Ray C. Ewry, United States	10' 6¼"
1904—Ray C. Ewry, United States	11' 4⅝"
1906—Ray C. Ewry, United States	10' 10"
1908—Ray C. Ewry, United States	10' 11¼"
1912—Konstantin Tsyplakov, Greece	11' 1"

STANDING HOP, STEP AND JUMP

1900—Ray C. Ewry, United States	34' 8½"
1904—Ray C. Ewry, United States	34' 7"

16-LB. SHOT PUT (BOTH HANDS)

1912—Ralph Rose, United States	90' 10⅜"

56-LB. WEIGHT

1904—Étienne Desmarteau, Canada	34' 4"
1920—Pat J. Ryan, United States	36' 11¾"

DISCUS THROW, GREEK STYLE

1905—Per Jaervinen, Finland	113' 4"
1908—Martin J. Sheridan, United States	124' 8"

DISCUS THROW (BOTH HANDS)

1912—Armas Taipale, Finland	277' 1¼"

JAVELIN THROW, FREE STYLE

1908—Erik Lemming, Sweden	179' 7½"

JAVELIN THROW (BOTH HANDS)

1912—Julius J. Saaristo, Finland	358' 11½"

PENTATHLON

	Points
1906—H. Mellander, Sweden	24
1912—Ferdinand R. Bie, Norway	16
1920—Eero Lehtonen, Finland	17
1924—Eero R. Lehtonen, Finland	14

TUG OF WAR

1900—United States	Great Britain
1904—United States	1912—Sweden
1908—United States	1920—Great Britain

ATHLETICS—WOMEN (TRACK AND FIELD)

100-METERS DASH

	Sec.
1928—Elizabeth Robinson, United States	12.2
1932—Stanislawa Walasiewicz, Poland	11.9
1936—Helen Stephens, United States	11.5
1948—Francina Blankers-Koen, Netherlands	11.9
1952—Marjorie Jackson, Australia	11.5
1956—Betty Cuthbert, Australia	11.5
1960—Wilma Rudolph, United States	11.0*

200-METERS DASH

1948—Francina Blankers-Koen, Netherlands	24.4
1952—Marjorie Jackson, Australia	23.7
1956—Betty Cuthbert, Australia	23.4
1960—Wilma Rudolph, United States	24.0

(Note: set Olympic record of 23.2 in trials)

800-METERS RUN

1928—Linda Radke, Germany	2:16.8
1960—Ljudmila Shevcova, Russia	2:04.3*

400-METERS RELAY

	Sec.
1928—Canada	48.4
1932—United States	46.9
1936—United States	46.9
1948—Netherlands	47.5
1952—United States	45.9
1956—Australia	44.5
1960—United States	44.5*

(Set Olympic record of 44.4 in semi finals)

80-METERS HURDLES

1932—Mildred Didrikson, United States	11.7
1936—Trebisonda Valla, Italy	11.7
1948—Francina Blankers-Koen, Netherlands	11.2
1952—Shirley Strickland de la Hunty, Australia	10.9
1956—Shirley Strickland de la Hunty, Australia	10.7
1960—Irina Press, Russia	10.8*

(Set Olympic record of 10.6 in semi finals)

RUNNING HIGH JUMP

1928—Ethel Catherwood, Canada	5' 3"
1932—Jean Shiley, United States	5' 5¼"
1936—Ibolya Csak, Hungary	5' 3"
1948—Alice Coachman, United States	5' 6⅛"
1952—Esther Brand, South Africa	5' 5½"
1956—Mildred L. McDaniel, United States	5' 9¼"
1960—Iolanda Balas, Rumania	6' 0¼"**

DISCUS THROW

1928—Helena Konopacka, Poland	129' 11⅝"
1932—Lillian Copeland, United States	133' 2"
1936—Gisela Mauermeyer, Germany	156' 3 3/16"
1948—Micheline Ostermeyer, France	137' 6¼"
1952—Nina Romaschkova, U.S.S.R.	168' 8½"
1956—Olga Fikotova, Czecho.	176' 1½"
1960—Nina Ponomareva, Russia	180' 8¼"*

JAVELIN THROW

1932—Mildred Didrikson, United States	143' 4"
1936—Tilly Fleischer, Germany	148' 2¾"
1948—Herma Bauma, Austria	149' 7"
1952—Dana Zatopekova, Czecho.	165' 7"
1956—Inessa Janzeme, U.S.S.R.	176' 8½"
1960—Elvira Ozolina, Russia	183' 8"*

8 LB. 13½ OZ. SHOT PUT

1948—Micheline Ostermeyer, France	45' 1⅛"
1952—Galina Zybina, U.S.S.R.	50' 1½"
1956—Tamara Tishkevich, U.S.S.R.	54' 9"*
1960—Tamara Press, Russia	56' 9½"**

BROAD JUMP

1948—Olga Gyarmati, Hungary	18' 8¼"
1952—Yvette Williams, New Zealand	20' 5¾"
1956—E. Krzesinska, Poland	20' 9¾"
1960—Vyera Krepkina, Russia	20' 10¾"**

9 LB. 13½ OZ. SHOT PUT

1948—Micheline Ostermeyer, France	41' 11½"
1952—Galina Zybina, U.S.S.R.	50' 11½"
1956—Tamara Tishkevich, U.S.S.R.	54' 9"*
1960—Tamara Press, Russia	56' 9½"**

BROAD JUMP

1948—Olga Gyarmati, Hungary	18' 8¼"
1952—Yvette Williams, New Zealand	20' 5¾"
1956—E. Krzesinska, Poland	20' 9¾"
1960—Vyera Krepkina, Russia	20' 10¾"**

ARCHERY

DOUBLE YORK ROUND—MEN

	Points
1904—Phillips Bryant, United States	820
1908—Dodo Cook, Great Britain	865

CONTINENTAL ROUND—MEN

1908—E. G. Grisor, France	263

NATIONAL ROUND—WOMEN

1908—Miss Q. Newall, Great Britain	688

FIXED BIRD TARGET—MEN INDIVIDUAL

1920—(Small Bird)—E. Van Meer, Belgium	11
1920—(Large Bird)—E. Clostens, Belgium	13

TEAM

1908—Small Bird—Belgium	
1920—Large Bird—Belgium	

MOVING BIRD TARGET—MEN

100—(28 meters)—H. Van Innis, Belgium	144
100—(33 meters)—H. Van Innis, Belgium	139
100—(50 meters) Louis Brule, France	136

TEAM

1920—(28 meters)—Netherlands	3,087
1920—(33 meters)—Belgium	2,958
1920—(50 meters)—Belgium	2,698

60 & 50 YARD INDIVIDUAL—WOMEN

1920—Miss Q. Newall, Great Britain 132

SHORT DISTANCE AMERICAN ROUND MEN

1904—H. Taylor, United States 811

LONG DISTANCE DOUBLE YORK ROUND—MEN

1920—Phillips Bryant, United States 820

TEAM COMPETITION—60 YARDS MEN

1904—Robert Williams, William Thompson, L. W. Maxon, and Spencer Ewen, United States (Washington, D. C.) 1344

SHORT DISTANCE DOUBLE COLUMBIA ROUND—WOMEN

1904—M. C. Howell, United States 867

LONG DISTANCE DOUBLE NATIONAL ROUND—WOMEN

1904—M. C. Howell, United States 620

TEAM COMPETITION—WOMEN (60-48-50 YDS.)

1904—M. C. Howell, H. C. Pollock, L. Howell, Mrs. Hester (Cincinnati A. C.), United States 506

BASKETBALL

1904 United States 1952 United States
1936 United States 1956 United States
1948 United States 1960 United States
(*Demonstration)

BOXING (WELTER WEIGHT)

FLYWEIGHT

1904—George V. Finnegan, United States
1920—Frank De Genaro, United States
1924—Fidel La Barba, United States
1928—Antonio Vicent, Hungary
1932—Stephen Enekes, Hungary
1936—Willi Kaiser, Germany
1948—Pascual Perez, Argentina
1952—Nate Brooks, United States
1956—Terence Spinks, Gt. Britain
1960—Gyula Török, Hungary

BANTAMWEIGHT

1904—O. L. Kirk, United States
1908—H. Thomas, Great Britain
1920—Clarence Walker, South Africa
1924—William Smith, South Africa
1928—Vittorio Tamagnini, Italy
1932—Horace Gwynne, Canada
1936—Sten Suvio, Italy
1948—Tibor Csik, Hungary
1952—Pentti Hamalainen, Finland
1956—Wolfgang Behrendt, Germany
1960—Oleg Grigoryev, Russia

FEATHERWEIGHT

1904—O. L. Kirk, United States
1908—R. K. Gunn, Germany
1920—Paul Fritsch, France
1924—John Fields, United States
1928—Lawrence Stevens, South Africa
1932—Carmen Barth, United States
1936—Oscar Casanovas, Argentina
1948—Ernesto Formenti, Italy
1952—Jan Zachara, Czechoslovakia
1956—Vladimir Safronov, U.S.S.R.
1960—Francesco Musso, Italy

All Time Olympic Champions
Continuing Boxing

LIGHTWEIGHT

1904—**H. J. Spanger, United States**
1908—F. Grace, Great Britain
1920—**Samuel Mosberg, United States**
1924—Harold Nielsen, Denmark
1928—Carlo Orlandi, Italy
1932—**Lawrence Stevens, South Africa**
1936—Imre Harangi, Hungary
1948—Gerald Dreyer, South Africa
1952—Aureliano Bolognesi, Italy
1956—Richard McTaggart, Great Britain
1960—Kazimierz Paszkowski, Poland

LIGHT-WELTERWEIGHT

1952—**Charles Adkins, United States**
1956—Vladimir Engalitchev, U.S.S.R.
1960—Bonumul Nemecek, Czechoslovakia

WELTERWEIGHT

1904—**Albert Young, United States**
1920—T. Schneider, Canada
1924—Jean Delarge, Belgium
1928—Edward Morgan, New Zealand
1932—**Edward Flynn, United States**
1936—Sten Suvio, Finland
1948—Julius Torma, Czechoslovakia
1952—Zigmunt Chychla, Poland
1956—Nicolas Linca, Rumania
1960—Giovanni Benvenuti, Italy

MIDDLEWEIGHT

1904—**Charles Mayer, United States**
1908—John Douglas, Great Britain
1920—Harry Mallin, Great Britain
1924—Harry Mallin, Great Britain
1928—Piero Toscani, Italy
1932—**Carmen Barth, United States**
1936—Jean Despeaux, France
1948—Laszlo Papp, Hungary
1952—**Floyd Patterson, United States**
1956—Gennadii Chatkov, U.S.S.R.
1960—**Edward Crook, United States**

LIGHT-MIDDLEWEIGHT

1952—Laszlo Papp, Hungary
1956—Laszlo Papp, Hungary
1960—**Wilbert McClure, United States**

LIGHT-HEAVYWEIGHT

1920—**Edward Eagan, United States**
1924—Harry Mitchell, Great Britain
1928—Victorio Avendano, Argentina
1932—**Robert Tisdall, United States**
1936—Roger Michelot, France
1948—George Hunter, South Africa
1952—**Norvel Lee, United States**
1956—**James F. Boyd, United States**
1960—**Cassius Clay, United States**

HEAVYWEIGHT

1904—**Samuel Berger, United States**
1908—A. Oldham, Great Britain
1920—R. Rawson, Great Britain
1924—Otto von Porath, Norway
1928—Rodriguez Urquiz, Argentina
1932—Santiago A. Lovell, Argentina
1936—Herbert Runge, Germany
1948—Rafael Iglesias, Argentina
1952—**Edward Sanders, United States**
1956—Pete Rademacher, United States
1960—Francesco De Piccoli, Italy

CANOEING

KAYAK SINGLES—1,000-METERS

	Min.-Sec.
1936—Gregor Hradetzky, Austria	4:22.9
1948—Gert Fredriksson, Sweden	4:33.2
1952—Gert Fredriksson, Sweden	4:07.9
1956—Gert Fredriksson, Sweden	4:12.8
1960—Erik Hansen, Denmark	4:33.0

KAYAK PAIRS—1,000-METERS

1936—Austria (Adolf Kainz, Alfons Dorfner)	4:03.8
1948—Sweden (Hans Berglund, Lenart Klingstroem)	4:07.3
1952—Finland (Kurt Wires, Yrjo Hietanen)	3:51.1
1956—Germany (Meinhof Scheuer, Mirosid Mchenberger)	3:49.6
1960—Sweden (Gert Fredriksson, Sven Sjodelius)	3:34.79

4 x 500 METER KAYAK RELAY

1960—Germany (Dieter Krause, Gunther Perlsberg, Paul Lange, Friedhelm Wentzke)	7:39.43

CANADIAN SINGLES—1,000-METERS

1956—Francis Amyot, Canada	5:32.1
1948—Josaph Holicek, Czechoslovakia	5:42.0
1952—Joseph Holicek, Czechoslovakia	4:56.3
1956—Ivan Patzaichin, Rumania	4:53.9
1960—Janos Parti, Hungary	4:33.5

CANADIAN PAIRS—1,000-METERS

1936—Czecho. (Vladimir Syrovatka, F. Jan Brzak)	4:50.1
1948—Czecho, (Jan Brzak, Bohumil Kudrna)	5:07.1
1952—Denmark (Bent Rasch, Finn Haunstoft)	4:38.1
1956—Rumania (Alex Dumitru, Simon Jumatovici)	4:47.4
1960—Russia (Leonid Geyshtor, Sergey Makarenko)	4:17.9

KAYAK SINGLES (WOMEN) 500-METERS

1948—K. Hoff, Denmark	2:31.9
1952—Sylvi Saimo, Finland	2:18.4
1956—Elisaveta Dementieva, U.S.S.R.	2:18.9
1960—Antonina Seredina, Russia	2:08.08

KAYAK PAIRS—500 METERS (WOMEN)

Russia—(Maria Shubina, Antonina Seredina)	1:54.76

CANOEING EVENTS NO LONGER ON PROGRAM

FOLDING KAYAK SINGLES

10,000 METERS

1936—G. Hradetzky, Austria	50:01.2

FOLDING KAYAK PAIRS

10,000 METERS

1936—Sweden (Sven Johansson, Eric Bladstroem)	45:48.9

KAYAK SINGLES—10,000-METERS

1936—Ernst Krebs, Germany	45:01.6
1948—Gert Fredriksson, Sweden	50:47.7
1952—Thorvald Strombberg, Finland	47:22.8
1956—Gert Fredriksson, Sweden	47:43.4

KAYAK PAIRS—10,000-METERS

1936—Germany (Paul Wevers, Ludwig Landeuri)	41:45.0
1948—Sweden (Lennart Haglund, Hans Wallentroem)	46:09.4
1952—Finland (Kurt Wires, Yrjo Hietanen)	44:21.3
1956—Hungary (Janos Uranyi, Laszlo Fabian)	43:37.0

CANADIAN SINGLES—10,000-METERS

1948—F. Casek, Czechoslovakia	62:06.2
1952—Josef Holicek, Czechoslovakia	52:07.3
1956—Leon Rottman, Rumania	56:41.0

CANADIAN PAIRS—10,000-METERS

1936—Czecho. (Vaclav Mottle, Zdenek Skrdlant)	50:33.5
1948—**United States (Stephen Lysak, Stephen Maslowski)**	55:55.4
1952—France Georges Turlier, Jean Wilm	54:08.3
1956—Russia (Pavel Kharine, Gratsian Botev)	54:02.4

CYCLING

ROAD RACE—INDIVIDUAL

	Hr.-Min.-Sec.
1896—A. Konstantinidis, Greece (87 Km.)	3:22:31.0
1906—Vast and Bardonneau, France, tied	2:41:28.0
1912—Rudolph Lewis, South Africa (320 Km.)	10:42:39.0
1920—Harry Stenquist, Sweden (188 Km.)	4:40:01.8
1924—Armand Blanchonnet, France (188 Km.)	6:20:48.0
1928—Henry Hansen, Denmark (188 Km.)	4:47:18.0
1932—Attilio Pavesi, Italy (100 Km)	2:28:53.4
1936—Robert Charpentier, France (100 Km.)	2:33:05.0
1948—Jose Beyaert, France (154.033 Km.)	5:18:12.6
1952—Andre Noyelle, Belgium (190.4 Km.)	5:06:03.4
1956—E. Baldini, Italy (188.1 Km.)	5:21:17.0
1960—Viktor Kapitonov, Russia	4:20.37

ROAD RACE—TEAM

	Hr.-Min.-Sec.
1912—Sweden (Friborg, Malm, Persson, Lonn)	44:35:33.6
1920—France (Huck, Dubois, Detreille, Bregeaud)	19:16:43.4
1924—France (Blanchonnet, Hamel, Vandame)	19:30:14.0
1928—Denmark (H. Hansen, Nielsen, Jorgensen)	15:09:14.0
1932—Italy (Bergamo, Bonino, Pavesi)	7:27:15.2
1936—France (Charpentier, Lapebie, Dorgebray)	7:39:16.2
1948—Italy (Coppi, Bartesters, Delathower, Van Hoobroeck)	15:58:17.4
1952—Belgium (A. Noyelle, R. Grondelaers, Lucien Victor	15:30:46.6
1956—France (A. Geyre, M. Mouchard, R. Rivierez)	16:47:17.0
1960—Italy (A. Baldini, G. Cogliati, E. Pamich, L. Trapel	2:14:33.53

1,000-METERS SCRATCH

1896—Paul Masson, Greece (2,000-m)	4:56.0
1900—G. Taillandier, France	
1906—Francesco Verri, Italy	
1908—Void, time limit exceeded	
1920—Maurice Peeters, Holland	
1924—Lucien Michard, France	
1928—E. Beaufrand, France	
1932—Jacobus van Edmond, Holland	
1936—Toni Merkens, Germany	
1948—Mario Ghella, Italy (920-m)	
1952—Enzo Sacchi, Italy	
1956—M. Rousseau, France	11.4
1960—Sante Gaiardoni, Italy	

2,000-METERS TANDEM

1906—Great Britain—Matthews, Rushen	
1908—France—Hamelin, Murray	
1920—Great Britain—Ryan, Lance	
1924—Belgium—Lemaire, Sacre	
1928—Holland—Leene, van Dijk	
1932—France—Perrin, Chaillot	
1936—Germany—Hills, Lorenz	
1948—Italy—Ghella, Coppi	
1952—Australia—Mockridge, Cox	
1956—Great Britain—Bracey, Maynard	
1960—Italy—S. Bianchetto, G. Beghetto	

4,000-METERS TEAM PURSUIT

1908—Great Britain (Meredith, Jones, Payne, Kingsbury)	2:18.6
1912—Italy (Giorgetti, Ferrario, Grandi, Trezzi)	5:20.0
1920—Italy (di Martino, Dorula, Menegazzi, Zuchetti)	5:15.0
1928—Italy (Tassoti, Limonta, Faccioni, Lucisano)	5:01.8
1932—France (Lesueur, Pellizzari, Gabriel, Bonardi)	4:53.0
1936—France (Charpentier, Goujon, Lapebie, Aucouturier)	4:45.0
1948—France (Coste, Bisseron, Dotto, Rostollan)	4:57.8
1952—Italy (Moretitini, Messina, De-Rossi, Campana)	4:46.1
1956—Italy (Faggin, Di Caspparella, A. Domenicali, F. Gandinol	4:37.4
1960—Italy (Arienti, Di Vesta, M. Vallotto, M. Vigna)	4:30.9

1,000-METERS TIME TRIAL

1912—Willy Falck-Hansen, Denmark	1:14.4
1920—Edgar Grey, Australia	1:13.0
1936—Arie Gentil van Vliet, Holland	1:12.0
1948—Lionel Dupont, France	1:13.9
1952—Russell Mockridge, Australia	1:11.1
1956—Leo Sterckx, Belgium	1:12.4
1960—Sante Gaiardoni, Italy	1:07.27

CYCLING EVENTS NO LONGER ON PROGRAM

333.3-METERS TIME TRIAL

	Sec.
1896—Emile Masson, France	24
1906—Francesco Verri, Italy	22.8

660-YARDS SPRINT

1906—V. L. Johnson, Great Britain	51.2

5-KILOMETERS

	Min.-Sec.
1906—Francesco Verri, Italy	8:35
1908—Ben Jones, Great Britain	8:36.2

10-KILOMETERS

1906—P. Mason, France	17.54.2

20-KILOMETERS

1906—W. J. Pett, Great Britain	29
1908—C. Kingsbury, Great Britain	34:13.6

50-KILOMETERS

	Hr.-Min.-Sec.
1920—H. George, Belgium	1:16:43.5
1924—L. Willems, Holland	1:18:25

100-KILOMETERS

1896—C. Flamion, France	3: 8:19.2
1908—C. Bartlett, Great Britain	2:41:48.6

12-HOUR RACE

1896—A. Schmal, Austria	314.997 km.

EQUESTRIAN

THREE-DAY EVENT, TEAM

1912—Sweden (Rosenblad, Adlercreutz, Casparson)	139.06 pts.
1920—Sweden (Lewenhaupt, Lundstroem, von Braun)	1058.00 pts.
1924—Italy (Conte Ziglo, de Mortanges, Mela, Mario Mazzotta)	5294.90 pts.
1928—Holland (van Zijp, de Mortanges, G. de Kruijff Jr.)	5865.68 pts.
1932—**United States (Lt. E. F. Thomson, Maj. H. L. Anderson, Capt. C. E. Argo)**	5038.08 pts.
1936—Germany (Stubbendorff, Lippert, von Wangenheim)	676.65 pts.
1948—**United States (Col. F. S. Henry, Lt. Col. H. L. Anderson, Maj. C. E. Thomson)**	161.70 pts.
1952—Switzerland (Van Blixen-Finecke, Stahre, Weber)	221.94 marks
1956—Great Britain (A. E. Hill, F. W. C. Weldon, A. J. Moore)	529.40 marks
1960—Australia (L. Morgan, N. Lavis, W. Roycroft)	128.18 marks

THREE-DAY EVENT, INDIVIDUAL

1912—Lt. Axel Nordlander, Sweden	46.59 pts.
1920—Lt. Helmer Mormer, Sweden	1775.00 pts.
1924—A. J. van Der Voort, Holland	1769.25 pts.
1928—Lt. Ferdinand Pahud de Mortanges, Holland	1014.8 pts.
1932—Lt. Ferdinand Pahud de Mortanges, Holland	1069.75 pts.
1936—Ludwig Stubbendorff, Germany	362.30 pts.
1948—Lt. Col. Bernard Chevallier, France	4 plus marks
1952—Hans von Blixen-Finecke, Sweden	28.33 fault points
1956—P. Jonsson, Sweden	546.25 marks
1960—Lawrence Morgan, Australia	7.15 plus marks

DRESSAGE, TEAM

1928—Germany (Lt. Heinz Pferdekamper, v. Lotzbeck)	669.7 pts.
1932—France (Lt. Lesage, Marion, Lopecki)	1,486 pts.
1936—Germany (Polley, Gerhard, Pfeffer, Von Oppeln-Bronikowski)	1014.8 pts.
1948—France (Jousseaume, Paillard, Perso)	1269 pts.
1952—Sweden (St. Cyr, Bohlenberg, Persson)	1592.5 marks
1956—Sweden (Lt. H. St. Cyr, Bohlenberg, G. Boltenstern)	860 marks

DRESSAGE, INDIVIDUAL

1912—Capt. Carl Bonde, Sweden	15.000 pts.
1920—Capt. Carlos Lundblad, Sweden	27.937 pts.
1924—H. Jonn Fuchs, Hungary	237.042 pts.
1928—Carl von Langen, Germany	237.042 pts.
1932—Francois Lesage, France	1419.05 pts.
1936—Heinz Polley, Germany	352.000 pts.
1948—Capt. Hans Moser, Switzerland	492.005 pts.
1952—Henri St. Cyr, Sweden	860.00 pts.
1956—Sergey Filatov, Russia	2144.000 pts.

PRIX DES NATIONS, INDIVIDUAL

1920—Lt. Tommaso Lequio, Italy	2 faults
1924—Lt. Alphonse Gemuseus, Switzerland	6 faults
1928—F. Ventura, Czecho.	no faults
1932—Takeichi Nishi, Japan	8 faults
1936—Kurt Hasse, Germany	4 faults
1948—Lt. Col. Bernard Chevallier, France	4.6¼ faults
1952—Pierre Jonsjoneas D'Oriola, France	0 faults
1956—H. G. Winkler, Germany	4 faults
1960—Raimondo D'Inzeo, Italy	12 faults

PRIX DES NATIONS, TEAM

1912—Sweden (Lewenhaupt, Kilman, von Rosen)	545 pts.
1920—Sweden (von Rosen, Koenig, Norling)	14 faults
1924—Sweden (Thehning, Stahle, Lundstroem)	42.25 pts.
1928—Spain (de los Truzillos, Moreno, Fernandez)	64 faults
1932—All teams participating disqualified.	
1936—Germany (Von Barnekow, Hasse, Brandt)	44 faults
1948—Mexico (Cortes, Uriza, Trevino)	34¼ faults
1952—Great Britain (White, Stewart, Llewellyn)	47.75 faults
1956—Germany (H. G. Winkler, F. Thiedemann, A. L. Wadtkamp)	40 faults
1960—Germany	46¾ pen-points

FENCING—MEN

INDIVIDUAL FOILS

1896—C. Coste, France	
1900—Emile Coste, France	
1906—M. Dillon-Cavanaugh, France	
1908—Demostrianos	40.75
1912—Nedo Nadi, Italy	
1920—Nedo Nadi, Italy	
1924—Roger Ducret, France	
1928—Lucien Gaudin, France	
1932—Gustavo Marzi, Italy	
1936—Giulio Gaudini, Italy	
1948—Jean Buhan, France	
1952—Christian D'Oriola, France	
1956—Christian D'Oriola, France	
1960—Viktor Zhdanovich, Russia	

FOIL, TEAMS

1904—Cuba	19—Italy
1920—Italy	1948—France
1924—France	1952—Italy
1928—Italy	1956—Italy
1932—France	1960—Russia

EPEE, INDIVIDUAL

1896—E. Gravelotte, France	
1900—Ramon Fonst, Cuba	
1906—Gaston Alibert, France	
1908—Gaston Alibert, France	
1912—Armand Massard, France	
1920—Armand Massard, France	
1924—Lucien Gaudin, France	
1928—Edoardo Comoglio-Medici, Italy	
1932—Franco Riccardi, Italy	
1936—Gustavo Marzi, Italy	
1952—Edoardo Mangiarotti, Italy	
1956—Jerzy Pawesi, Italy	
1960—Giuseppe Delfino, Italy	

EPEE, TEAMS

1906—France	1932—France
1908—France	1936—Italy
1912—Belgium	1948—France
1920—Italy	1952—Italy
1924—France	1956—Italy
1928—Italy	1960—Italy

SABRE, INDIVIDUAL

1896—Jean Georgiadis, Greece	
1900—Count de la Falaise, France	
1906—Manuel Diaz, Cuba	
1908—Jean Georgiadis, Greece	
1912—Dr. Jeno Fuchs, Hungary	
1912—Dr. Jeno Fuchs, Hungary	
1920—Nedo Nadi, Italy	
1924—Alexandre Posmik, Hungary	
1928—Odon Tersztyanszky, Hungary	
1932—Gyorgy Piller, Hungary	
1936—Endre Kabos, Hungary	
1948—Aladar Gerevich, Hungary	
1952—Pal Kovacs, Hungary	
1956—Rudolf Karpati, Hungary	
1960—Rudolf Karpati, Hungary	

SABRE, TEAM

1906—Rudolf Karpati, Hungary	
1904—Cuba	1928—Hungary
1905—Germany	1932—Hungary
1908—Hungary	1936—Hungary
1912—Hungary	1948—Hungary
1920—Italy	1952—Hungary
1924—Italy	1956—Hungary
	1960—Hungary

FENCING

Events No Longer on Program

Individual Swords

1904—Ramon Fonst, Cuba	

Single Sticks

1904—A. V. Z. Post, Cuba	

Three-Cornered Sabre

1906—Gustav Casmir, Germany	

FENCING—WOMEN

INDIVIDUAL FOILS

1924—Mrs. Helene Mayer, Germany	
1928—Helene Mayer, Germany	
1932—Ellen Preis, Austria	
1936—Ilona Schacherer-Elek, Hungary	
1948—Ilona Elek, Hungary	
1952—Irene Camber, Italy	
1956—Gillian Sheen, Great Britain	
1960—Heidi Schmid, Germany	

FOILS—TEAM

1960—Russia	

FIELD HANDBALL

1936—Germany	

FIELD HOCKEY

1908—Great Britain	1948—India
1920—Great Britain	1952—India
1928—India	1956—India
1936—British India	1960—Pakistan

GOLF—MEN

1900—Charles Sands, United States	
1904—George S. Lyon, Canada	

GOLF—WOMEN

1900—Margaret Abbot, United States	

GYMNASTICS—MEN

LONG HORSE (VAULTS)

	Points
1896—Karl Schumann, Germany	
1904—Anton Heida, Austria-Hungary, **United States**	36.00
1924—**Frank Kriz, United States**	9.99
1928—Eugen Mack, Switzerland	21.03
1932—Savino Guglielmetti, Italy	54.10
1936—Alfred Schwarzmann, Germany	19.20
1948—Veikko Huhtanen, Finland	39.10
1952—Viktor Chukarin, U.S.S.R.	19.35
1956—H. Eller, Germany V. Mouratov, U.S.S.R. Tied at	18.85
1960—Boris Shaknlin, Russia tied with Takashi Ono, Japan	19.350

SIDE (POMMELLED) HORSE

1896—Louis Zutter, Switzerland	
1904—**Anton Heida, United States**	42.00
1924—Josef Wilhelm, Switzerland	21.03
1928—Hermann Hanggi, Switzerland	59.25
1932—Istvan Pelle, Hungary	19.20
1936—Konrad Frey, Germany	19.10
1948—Paavo Aaltonen, Finland	38.70
1952—Viktor Chukarin, U.S.S.R.	19.35
1956—Boris Shakhlin, U.S.S.R.	19.25
1960—Eugen Ekman, Finland tied with Boris Shakhlin, Russia	19.375

HORIZONTAL BAR

1896—Hermann Weingaertner, Germany	
1904—**Anton Heida and E. A. Hennig, United States**	40.00
1924—Leon Stukelj, Yugoslavia	19.72
1928—Georges Miez, Switzerland	59.50
1932—**Dallas Bixler, United States**	55.00
1936—Aleksanteri Saarvala, Finland	19.367
1948—Josef Stalder, Switzerland	39.70
1952—Jack Gunthard, Switzerland	19.65
1956—Takashi Ono, Japan	19.55
1960—Takashi Ono, Japan	19.650

PARALLEL BARS

1896—Alfred Flatow, Germany	
1904—**George Eyser, United States**	47.00
1924—August Guttinger, Switzerland	19.72
1928—Ladislav Vacha, Czechoslovakia	59.00
1932—Romeo Neri, Italy	55.00
1936—Konrad Frey, Germany	19.533
1948—Michael Reusch, Switzerland	39.40
1952—Hans Eugen Schwarzmann, Germany	19.60
1956—Viktor Tchukarin, U.S.S.R.	19.50
1960—Boris Shakhlin, Russia	19.675

All Time Olympic Champions
Continuing Gymnastics

FLYING RINGS

1896—Jean Mitropoulos, Greece
1904—**Herman T. Glass, United States** 45.00
1924—Franco Martino, Italy 21.55
1928—Leon Stukelj, Yugoslavia 57.75
1932—**George Gulack, United States**... 56.90
1936—Alois Hudec, Czechoslovakia 19.43
1948—Karl Frei, Switzerland 39.60
1952—Grant Schaquinan, U.S.S.R. 19.75
1956—Albert Azarian, U.S.S.R. 19.35
1960—Albert Azarian, Russia 19.725

ALL-AROUND INDIVIDUAL

1900—S. Sandras, France 320.00
1904—**Anton Heida, United States** 161.00
1906—Asterita, Francesco, Italy, events 5
1908—Albert, Germany, 6 events 5
1920—Kostas Stergiadis, Italy 137.07
1912—Alberto Braglia, Italy 135.00
1920—Giorgio Zampori, Italy 85.35
1924—Leon Stukelj, Yugoslavia 110.34
1928—George Miez, Switzerland 247.570
1932—Romeo Neri, Italy 140.625
1936—Alfred Schwarzmann, Germany 113.10
1948—Veikko Huhtanen, Finland 229.70
1952—Viktor Tchoukarine, U.S.S.R. 115.70
1956—Viktor Tchoukarine, U.S.S.R. 114.25
1960—Boris Shaikhlin, Russia 115.95

TEAM GYMNASTICS

1896—Germany
1904—United States
1906—Denmark and Norway (tie)
1908—Sweden 438.000
1912—Italy 265.750
1920—Italy 189.865
1924—Italy 839.058
1928—Switzerland 1,411.950
1932—Italy 941.860
1936—Germany 657.430
1948—Finland 1,158.392
1952—Russia 574.400
1956—Russia 568.250
1960—Japan 575.20

FREE EXERCISE

1956—Valentine Mouratov, U.S.S.R. 19.20
1960—Nobuyuki Aihara, Japan 19.450

GYMNASTIC EVENTS
NO LONGER ON PROGRAM

CALISTHENICS

1948—F. Pataki, Hungary 38.7
1952—Karl Thomasson, Sweden 19.25

TEAM—SWEDISH SYSTEM

1912—Sweden 937.46
1920—Sweden 1364

TEAM—FREE SYSTEM
(Exercises, Apparatus)

1912—Norway 114.25
1920—Denmark

TEAM—HORIZONTAL BARS

1896—Germany

TEAM—PARALLEL BARS

1896—Germany

ROPE CLIMB

	Sec.
1896—Andrakopoulos, Greece	23.4
1904—**Edward Hennig, United States (25 ft.)**	7
1906—G. Alipranits, Greece ..... 10 M...	11.4
1906—S. Supcik, Czechoslovakia	6
1932—**Raymond Bass, United States** ..... 8 M...	6.7

SIDE HORSE, VAULTS

1924—A. Seguin, France 10

TUMBLING

1932—**Rowland Wolfe, United States**... 56.7

INDIAN CLUB

1904—**E. A. Hennig, United States** 13
1932—**George Roth, United States** 26.9

GYMNASTICS—WOMEN

PORTABLE APPARATUS (TEAM)

1995—Hungary 75.2

INDIVIDUAL BEAM

1952—Nina Botchkarova, U.S.S.R. 19.22
1956—Agnes Keleti, Hungary 18.800
1960—Eva Bosakova, Czechoslovakia 19.283

INDIVIDUAL PARALLEL BARS

1952—Margit Korondy, Hungary 19.40
1956—Agnes Keleti, Hungary 19.566
1960—Polina Astakhova, Russia 19.616

INDIVIDUAL LONG HORSE VAULT

1952—Yekaterina Kalinchouk, U.S.S.R. 19.20
1956—Larisa Latynina, U.S.S.R. 19.833
1960—Margarita Nikolaeva, Russia 19.316

FREE STANDING—INDIVIDUAL

1952—Agnes Keleti, Hungary 19.36
1956—Larisa Latynina, U.S.S.R. 18.732
1960—Larisa Latynina, Russia 19.583

INDIVIDUAL ALL-AROUND

1952—Maria Gorokhovskaya, U.S.S.R. 76.78
1956—Larisa Latynina, U.S.S.R. 77.031
1960—Larisa Latynina, Russia 77.031

TEAM

1928—Holland 316.75
1936—Germany 506.90
1948—Czechoslovakia 527.85
1952—Russia 527.03
1956—Russia 444.80
1960—Russia 382.320

LACROSSE

1904—Canada 1908—Canada

LAWN TENNIS

MEN'S SINGLES

1896—J. P. Boland, Great Britain
1900—**Reginald Doherty, Great Britain**
1904—**Beals C. Wright, United States**
1906—Max Decugis, France
1908—**J. C. G. Ritchie, Great Britain**
1912—A. W. Gore, South Africa
1920—Louis Raymond, South Africa
1924—**Vincent Richards, United States**

LADIES' SINGLES

1900—Miss C. Cooper, Great Britain
1904—Miss Sominidou, Greece
1906—Miss Dorothea Chambers, Great Britain
1908—Miss Dorothea Chambers, Great Britain
1912—Miss Suzanne Lenglen, France
1924—**Miss Helen Wills, United States**

MIXED DOUBLES

1900—Miss C. Cooper and Reginald Doherty, Great Britain
1906—Mr. and Mrs. Max Decugis, France
1912—Miss Dora Kerrey and Heinrich Schomburgk, Germany
1920—Miss Suzanne Lenglen and Max Decugis, France
1924—**Mrs. Hazel Wightman and R. N. Williams, United States**

MEN'S DOUBLES

1896—J. P. Boland, Great Britain, and Fritz Traun, Germany
1900—Reginald Doherty and Lawrence Doherty, Great Britain
1904—**E. W. Leonard and Beals C. Wright, United States**
1906—Major Ritchie and M. Germot, France
1908—George Hillyard and Reginald Doherty, Great Britain
1912—M. A. Kitson and C. Winslow, South Africa
1920—O. Turnbull and Max Woosnam, Great Britain
1924—**Vincent Richards and Frank T. Hunter, United States**

LADIES' DOUBLES

1900—Mrs. J. Mckane and Miss Kitty Mackane, Great Britain
1924—**Miss Helen Wills and Mrs. Hazel Wightman, United States**

COVERED COURTS TENNIS

MEN'S SINGLES

1908—Arthur W. Gore, Great Britain
1912—Andre H. Gobert, France

LADIES' SINGLES

1908—Miss G. Eastlake-Smith, Great Britain
1912—Mrs. E. M. Hannam, Great Britain

MEN'S DOUBLES

1908—Arthur W. Gore and Herbert Roper-Barrett, Great Britain
1912—Andre H. Gobert and Maurice Germot, France

MIXED DOUBLES

1912—Mrs. E. M. Hannam and C. P. Dixon, Great Britain

PAUME

MEN'S SINGLES

1908—**Jay Gould, United States**

RACQUETS

MEN'S SINGLES

1908—E. B. Noel, Great Britain

MEN'S DOUBLES

1908—V. H. Pennell and J. J. Astor, Great Britain

MODERN PENTATHLON

INDIVIDUAL

	Points
1912—Gustaf Lilliehook, Sweden	27.0
1920—Gustaf Dyrssen, Sweden	18.0
1924—Bo Lindman, Great Britain	18.0
1928—Sven Thofelt, Sweden	47.0
1932—Johan Gustaf Grut, Sweden	11.5
1936—Gotthard Handrick, Germany	15.5
1948—Capt. William Grut, Sweden	16.0
1952—Lars Hall, Sweden	8.26.1
1956—Lars Hall, Sweden	4,833.0
1960—Ferenc Nemeth, Hungary	5,024.0

TEAM
(Official since 1952)

1952—Hungary 166.0
1956—Russia 13,690.5
1960—Hungary 14,863.0

POLO

1908—Great Britain 1924—Argentina
1920—Great Britain 1928—Argentina

ROWING

SINGLE SCULLS

	Min.-Sec.
1900—H. Barrelet, France	7:35.6
1904—**Frank Greer, United States**	
1906—Henry Blackstaffe, Great Britain	10.08.5
1908—Henry Blackstaffe, Great Britain	9:26.0
1912—William Kinnear, Great Britain	7:47.2
1920—**John Kelly, United States**	7:35.0
1924—**John B. Kelly, United States**	7:38.4
1928—Henry Pearce, Australia	7:11.0
1932—Henry Pearce, Australia	7:44.4
1936—Gustav Schafer, Germany	8:21.5
1948—Mervyn Wood, Australia	7:24.4
1952—Yuri Tyukalov, U.S.S.R.	8:09.6
1956—V. Ivanov, U.S.S.R.	8:02.6
1960—Vlacheslav Ivanov, Russia ...	7:13.96

DOUBLE SCULLS

1904—**United States, Unattached** (Dalmonstein) (3218 m) 10.03.3
1906—**United States, John Kelly, Joseph Costello** 7:09.0
1908—**United States, John Kelly, Paul V. Costello** 6:34.0
1928—**United States, Paul V. Costello, Charles McIlvaine** 6:41.4
1932—**United States, Kenneth Myers, Lawrence Gilmore** 7:17.4
1936—Great Britain, Jack Beresford, Leonard Clarke 7:20.8
1948—Great Britain, R. D. Burnell, B. H. Bushnell 6:51.3
1952—Argentina, T. Kappozzo, E. Guerrero 7:32.2
1956—Russia, A. Berkoutov, Turi Tiukalov 7:24.0
1960—Czechoslovakia, Vaclav Kozak, Pavel Schnitzel 6:47.50

COXSWAINLESS PAIRS

1908—Great Britain, J. Fenning, G. Thompson 9:41.0
1920—Italy, M. Olgeni, G. Scattoni 7:56.0
1924—Holland, W. H. Rosingh, A. C. Kleyn 8:19.4
1928—Germany, K. Moeschter, B. Muller 7:06.4
1932—Great Britain, L. Clive, H. R. A. Edwards 8:00.0
1936—Germany, W. Eichhorn, Hugo Strauss 8:16.1
1948—Great Britain, J. Wilson, W. Laurie 7:21.1
1952—Great Britain, C. P. Legg, J. Wilson 8:20.7
1956—United States, James Fifer, Duvall Hecht 7:55.4
1960—Russia, Valentin Borelko, Oleg Golovanev 7:02.01

PAIRS WITH COXSWAIN

1900—Holland 7:34.2
1906—Italy, Ausona, Fontanella, G. Cesana 7:32.4
1924—Italy, Antonio, M. Candeveso, A. Felber, E. Lachapelle 8:39.0
1928—Switzerland, Hasler Brothers, Bourquin 7:42.6
1932—**United States, J. A. Schauers, C. M. Hefley, F. P. Johnson** 8:28.5
1936—Germany, G. Gustmann, H. Schmidt, H. Hoppe 8:36.9
1948—Switzerland, E. Petersen, T. Henriksen, C. E. Andersen 8:05.5
1952—**United States, Charles Logg, Malcolm Spaeth** 8:28.6
1956—**United States, Art Ayault, Conrad Lindig, Kurt Seiffert** 8:26.1
1960—Germany, Barchard Knubel, Heinz Renneberg, Klaus Zerfa 7:29.14

COXSWAINLESS FOURS

1908—Great Britain 8:34.0
1912—Great Britain 7:58.0
1920—Great Britain 7:08.0
1932—Great Britain 6:58.2
1936—Great Britain 7:01.8
1948—Italy 6:39.0
1952—Italy 7:08.2
1956—Canada 7:08.8
1960—**United States** 6:26.36

FOURS WITH COXSWAINS

1906—Italy 8:13.0
1912—Germany 6:59.4
1920—Switzerland 6:54.0
1924—Switzerland 7:19.4
1928—Italy 7:15.2
1932—Italy 7:13.6
1936—Germany 7:16.2
1948—**United States** 6:50.3
1952—Czechoslovakia 7:33.4
1956—Italy 7:14.81
1960—Germany 6:39.12

EIGHT-OARED SHELL

1900—**United States (Vesper B.C.)** 6:09.8
1904—**United States (Pastime Athletic)** 8:00.8
1908—Great Britain 7:52.0
1912—Great Britain 6:15.0
1920—United States (Navy) 6:33.4
1924—**United States** 6:02.4
1928—**United States (California)** 6:03.2
1932—**United States (California)** 6:37.6
1936—**United States (California)** 6:25.4
1948—**United States (California)** 5:55.9
1952—**United States (Yale)** 6:49.2
1956—**United States (Yale)** 6:35.2
1960—Germany 5:57.18

ROWING EVENTS
NO LONGER ON PROGRAM

Man-of-War Boats

1906—Italy, 2,000-m. course 10:45
Greece, 3,000-m. course 15:45

Fours, Inriggers with Coxswain

1912—Denmark 7:47

RUGBY FOOTBALL

1908—Australasia
1920—**United States**
1924—**United States**

SHOOTING

CLAY PIGEON SHOOTING

INDIVIDUAL

1900—W. H. Ewing, Canada 72
1912—**James Graham, United States** 96
1920—**Mark Arie, United States** 95
1924—Gyula Halasy, Hungary 98
1952—George Genereux, Canada 192
1956—Galliano Rossini, Italy 195
1960—Ion Dumbrescu, Rumania 192

TEAM

1908—Great Britain 407
1912—**United States (Charles Billings, Ralph Spaeth, John Hendrickson, James Graham, Edward Gleason, Frank Hall)** 452
1920—**United States (Mark Arie, Frank Troeh, Frank Wright, Fred Plum, Horace Bonser, Martin McNeil)** 547
1924—**United States (Frank Hughes, Fred R. Etchen, John H. Noel, Jr., Walter Thompson, William S. Silkworth)** 363

PISTOL SHOOTING

RAPID FIRE PISTOL, 25 Meters

1936—Carl Frederick, United States 36
1948—Karoly Takacs, Hungary 580
1952—Karoly Takacs, Hungary 579
1956—Stefan Petrescu, Rumania 587
1960—William McMillan, United States 587

SPORT (FREE) PISTOL, 50 Metres

1936—Thorsten Ullman, Sweden 539
1948—Cam E. Vasquez, Peru 545
1952—Huelet Benner, United States 552
1956—Pentti Linnosvuo, Finland 556
1960—Aleksey Gustchin, Russia 560

PISTOL EVENTS
NO LONGER ON PROGRAM

PISTOL, 30 Meters

1896—**Sumner Paine, United States** 442

SERVICE REVOLVER, 25 Meters

1932—Lars Jorgen Madsen, Denmark, no score given.

SERVICE REVOLVER, 50 Meters

1896—**John Paine, United States** 442
1896—Ivan Phirogudis, Greece 384

REVOLVER AND PISTOL, 50 Meters

1908—Paul Van Asbroeck, Belgium 490
1912—**Alfred Lane, United States** 499
1920—**Carl Frederick, United States** 496
1932—Renzo Morigi, Italy 42

DUELLING PISTOL—TEAM, 30 Meters

1912—**Sweden** 1145

DUELLING PISTOL—30 Meters

1912—**Alfred Lane, United States** 287

REVOLVER & PISTOL, 50 Meters—Team

1912—**United States (Alfred Lane, Harry Pollock, Carl Frederick, John Dietz)** 1916
1920—**United States (Carl Frederick, Alfredo Lane, Raymond Bracken, James Snook, Michael Kelly)** ..2734

PISTOL & REVOLVER, 50 Meters

1920—Guilherme Paraense, Brazil 274

PISTOL & REVOLVER, 30 Meters, Team

1920—**United States (Louis Hoerr, Alfred Lane, Carl Frederick, James Snook, Michael Kelly)** ..1310

AUTOMATIC PISTOL, 25 Meters, Team

1924—**United States (Lt. Col. M. Bixby, Sgt. B. G. Beike, Maj. H. D. Fraser, Lt. W. J. Whalin)** 10

AUTOMATIC PISTOL, 25 Meters

1924—**H. N. Bailey, United States** 18

RIFLE SHOOTING

FULL BORE RIFLE—300 Meters, 3 Position

1908—Carl Kellenberger, Switzerland 97
1948—Emil Grunig, Switzerland 1120
1952—Erling Kongshaug, Norway 1149
1956—Vassili Stolarov, Russia 1157
1960—Hubert Hammerer, Australia 1129

SMALL BORE RIFLE—PRONE—50 Metres

1948—**Arthur Cook, United States** 599
1952—Sarkis Berberian, Russia 599
1956—Gerald Ouellette, Canada 600
1960—Peter Kohnke, Germany 600

SMALL BORE RIFLE—Combined, 3 Positions

1952—Boris Andrianov, Russia 1164
1956—Anatole Bogdanov, Russia 1172
1960—Viktor Shamburkin, Russia 1157

RIFLE EVENTS
NO LONGER ON PROGRAM

ARMY GUN—200 Meters—Individual

	Points
1896—Pantelis Karasevdas, Greece	2520

ARMY GUN—300 Meters—Individual

1896—Georges Orphanidis, Greece 1583
1900—**Albert Helgerard, United States**... 909
1912—Sandor Prokopp, Hungary 1395

ARMY GUN—600 Meters—Individual

1912—P. Colas, France 94

ARMY GUN—TEAM—INTERNATIONAL
(500-500-600-600-1000 Yards

1900—**United States** (no score or personnel given)
1908—**United States, (William Leushner, Maj. W. B. Martin, Maj. C. B. Winder, Capt. K. K. V. Casey, Capt. C. W. Whitman, Capt. C. S. Benedict)** 2531

ARMY GUN—INTERNATIONAL INDIVIDUAL
(500-500-600-600-1000 Yards

1900—J. K. Milner, Great Britain **(Individual Champion)** 98
1908—J. K. Milner, Great Britain 98

NOTE—Records somewhat incomplete credit Milner with being an American.

ARMY GUN—TEAM—600 Meters

1900—Norway (no score given)

ARMY GUN—TEAM INTERNATIONAL
(600-600-1000 Yards)

1912—**United States, (Gary Bordette, Harry Adams, John Dahlgren, Warren Sproul)** 1687

FULL BORE RIFLE—300 Meters Team—3 Position

1900—Switzerland 4399

FULL BORE RIFLE—300 Meters—Standing

1900—Lars Jorgen Madsen, Denmark, no score given.

FULL BORE RIFLE—300 Meters—Kneeling

1900—Konrad Stadelhofi, Switzerland, no score given.

FULL BORE RIFLE—300 Meters—Prone

1900—A. Paroche, France, no score given.

RUNNING DEER—Team Singles—100 Meters

1908—Sweden ..... 86 1920—Norway 178
1912—Sweden ..... 151 1924—Norway 160

RUNNING DEER—Individual Singles—100 M.

1908—Oscar Swahn, Sweden 25
1912—Alfred Swahn, Sweden 41
1920—Otto Olsen, Norway 40
1924—**John Boles, United States** 40
1924—Olaf Hagen, Norway 441*
*Hugh Romsdahl, Montana, 441 New scoring on 50 single shots, 25 double shots.

RUNNING DEER—Individual Doubles—100 M

1908—Alfred Lane, United States 46
1912—Ake Lundeberg, Sweden 79
1920—Ragnvald Roen-Olsen, Norway 75
1924—Olaf Hagen, Norway 76

RUNNING DEER—Team Doubles—100 M.

1920—Norway 343 1924—Great Britain 263

MILITARY RIFLE—50 & 100 Yards—Team

1908—Great Britain 977

SMALL BORE RIFLE—50 & 100 Yards—Individual

1908—A. A. Carroll, Great Britain 387

SMALL BORE RIFLE—25 Yards Vanishing Target

1908—W. K. Styles, Great Britain 45
1912—Wilhelm Carlberg, Sweden 143

SMALL BORE RIFLE—25 Yards Moving Target

1908—A. F. Gleming, Great Britain 24

SMALL BORE (Miniature) RIFLE, 50 Meters

1912—**Frederick Hird, United States** 194
1920—Lorenzo Marquissio, **United States** 391
1924—Paul Luquelin de Lisle, France 398
1928—Bahnson Rasmark, Sweden 294
1932—Willy Rudolph, Germany 395

SMALL BORE (Miniature) RIFLE—TEAM, 50 Meters

1912—Great Britain 762
1920—**United States, (Lawrence Nuesslein, Art Rothrock, Willis Lee, Dennis Fenton, Gunnery Schriver)** 1899
1924—France 10

SMALL BORE RIFLE—TEAM—25 Yards Vanishing Target

1912—Sweden 925

FREE RIFLE—TEAM, 300 Meters

1908—Norway 5053

FREE RIFLE—Individual, 300 Meters

1908—Albert Helgerud, **United States** 1583
OPTIONAL RIFLE—Individual, 300 Meters
1912—P. Colas, France 1395
OPTIONAL RIFLE—Team, 300 Meters
1912—Sweden 5053
OPTIONAL RIFLE—50 or 300 Meters
1924—Sgt. Morris Fisher, **United States** 1895

All Time Olympic Champions Continuing Rifle Shooting

OPTIONAL RIFLE—Team, 400 & 600 Meters
1924—**United States** (Morris Fisher, Walter Stokes, Crockett, Chan Coulter, Sidney Hinds) . 675

MILITARY RIFLE—2 Positions, 300 Meters
1920—**Sgt. Morris Fisher, United States** 997

MILITARY RIFLE—TEAM—2 Positions, 300 M.
1920—**United States** (Morris Fisher, Carl Osburn, Dennis Fenton, Lloyd Spooner, Willis Lee) . 4876

MILITARY RIFLE—TEAM—Standing, 300 M.
1920—**Denmark** 2661

MILITARY RIFLE—Standing, 300 Meters
1920—**Carl Osburn, United States** 3051.9

MILITARY RIFLE—Prone, 300 Meters
1920—Otto Olsen, Norway 1000

MILITARY RIFLE—TEAM—Prone, 300 Meters
1920—**United States** (Carl Osburn, Morris Fisher, Dennis Fenton, Willis Lee, Joseph Jackson) . 2891

MILITARY RIFLE—TEAM Prone, 300 & 600 M.
1920—**United States** (Joe Jackson, Willis Lee, Gunnery Schriver, Carl Osburn, Lloyd Spooner) . 573

MILITARY RIFLE—TEAM, 600 Meters, Prone
1912—**United States** (Bernon Mitchell, Gunnery Schriver, Willis Lee, Lloyd Spooner, Joe Jackson . 287

MILITARY RIFLE—PRONE, 600 Meters
1920—Hugo Johansson, Sweden 98

SOCCER FOOTBALL

1900—Great Britain 1928—Uruguay
1904—Canada 1936—Italy
1906—Denmark 1948—Sweden
1908—Great Britain 1952—Hungary
1912—Great Britain 1956—Russia
1920—Belgium 1960—Yugoslavia
1924—Uruguay

SWIMMING—MEN

100-METERS FREESTYLE

	Min.-Sec.
1896—Alfred Hajos, Hungary	1:22.2
1904—Zoltan de Halmay, Hungary (4th)	1:02.8
1906—Charles Daniels, U.S.	1:13.4
1908—Charles Daniels, U.S.	1:05.6
1912—Duke Kahanamoku, U.S.	1:03.4
1920—Duke Kahanamoku, U.S.	1:01.4
1924—John Weissmuller, U.S.	59.0
1928—John Weissmuller, U.S.	58.6
1932—Yasuji Miyazaki, Japan	58.2
1936—Ferenc Csik, Hungary	57.6
1948—Walter Ris, U.S.	57.3
1952—Clarke Scholes, U.S.	57.4
1956—Jon Hendricks, Australia	55.4
1960—John Devitt, Australia	55.2+

NOTE: Lance Larsen, United States, also recorded same record time although placed second.

400-METERS FREESTYLE

1896—Paul Neumann, Austria (500-m)	8:12.6
1904—Charles Daniels, U.S. (440-yds)	6:16.2
1906—Henry Taylor, Great Britain	5:26.8
1908—Henry Taylor, Great Britain	5:04.4
1912—George Hodgson Canada	5:24.4
1920—Norman Ross, U.S.	5:26.8
1924—John Weissmuller, U.S.	5:04.2
1928—John Weissmuller, U.S.	5:01.6
1932—Clarence Crabbe, U.S.	4:48.4
1936—Jack Medica, U.S.	4:44.5
1948—William Smith, U.S.	4:41.0
1952—Jean Boiteux, France	4:30.7
1956—Murray Rose, Australia	4:18.3
1960—Murray Rose, Australia	4:18.3*

1,500-METERS FREESTYLE

1896—Alfred Hajos, Hungary (1200-m)	18:22.2
1900—John Jarvis, Great Britain (1000-m)	13:40.2
1904—Emil Rausch, Germany (1000-m)	27:18.2
1906—H. Taylor, Great Britain (1609-m)	28:28.0
1908—Henry Taylor, Great Britain	22:48.4
1912—George Hodgson, Canada	22:00.0
1920—Norman Ross, U.S.	22:23.2
1924—Andrew Charlton, Australia	20:06.6
1928—Arne Borg, Sweden	19:51.8
1932—Kusuo Kitamura, Japan	19:12.4
1936—Noburo Tarada, Japan	19:13.7
1948—James McLane, U.S.	19:18.5
1952—Ford Konno, U.S.	18:30.0
1956—M. Rose, Australia	17:58.9
1960—John Konrads, Australia	17:19.6*

100-METERS BACKSTROKE

1900—Ernst Hoppenberg, Germany (200-m)	2:47.0
1904—Walter Brack, Germany (100-yds)	1:16.8
1906—Arno Bieberstein, Germany	1:24.6
1912—Harry Hebner, U.S.	1:21.2
1920—Warren Kealoha, U.S.	1:15.2
1924—John Weissmuller, U.S.	1:13.2
1928—George Kojac, U.S.	1:08.2
1932—Masaji Kiyokawa, Japan	1:08.6
1936—Adolph Kiefer, U.S.	1:05.9
1948—Allen Stack, U.S.	1:06.4
1952—Yoshinobu Oyakawa, U.S.	1:05.4
1956—David Thiele, Australia	1:02.2
1960—David Theile, Australia	1:01.9*

200-METERS BREAST STROKE

1908—Frederick Holman, Great Britain	3:09.2
1912—Walter Bathe, Germany	3:01.8
1920—Haken Malmroth, Sweden	3:04.4
1924—Robert Skelton, United States	2:56.6
1928—Yoshiyuki Tsuruta, Japan	2:48.8
1932—Yoshiyuki Tsuruta, Japan	2:45.4
1936—Tetsuo Hamuro, Japan	2:41.5
1948—Joseph Verdeur, United States	2:39.3
1952—John Davies, Australia	2:34.4
1956—Masura Furukawa, Japan	2:34.7
1960—William Mulliken, United States	2:37.4*

(*set Olympic record of 2:37.2 in semi-finals)

200-METERS BUTTERFLY STROKE

1956—William Yorzyk, United States	2:19.3
1960—Mike Troy, United States	2:12.8*

SPRINGBOARD DIVING

	Points
1908—Albert Zurner, Germany	85.50
1912—Paul Guenther, Germany	79.23
1920—Louis Kuehn, United States	675.4
1924—Albert C. Wilson, United States	695.60
1928—Pete Desjardins, United States	185.04
1932—Michael Galitzen, United States	161.38
1936—Richard Degener, United States	163.57
1948—Bruce Harlan, United States	163.64
1952—David Browning, United States	205.29
1956—Robert L. Clotworthy, United States	159.56
1960—Gary Tobian, United States	170.00

HIGH DIVING

1904—Dr. G. E. Sheldon, United States	12.75
1906—Gottlob Walz, Germany	19.00
1908—Hjalmar Johansson, Sweden	83.75
1912—Erik Adlerz, Sweden	73.7
1920—Clarence Pinkston, United States	100.67
1924—Albert White, United States	160.40
1928—Pete Desjardins, United States	98.74
1932—Dale Dorfner, United States	124.80
1936—Marshall Wayne, United States	113.58
1948—Samuel Lee, United States	130.58
1952—Dr. Sammy Lee, United States	156.28
1956—Joaquin Capilla, Mexico	152.44
1960—Robert Webster, United States	165.56

400 METER MEDLEY RELAY

1960—United States	4:05.4*

800-METERS FREE STYLE RELAY

1908—Great Britain	10:55.6
1912—Australia	10:04.4
1920—United States	10:04.4
1924—United States	9:53.4
1928—United States	9:36.2
1932—Japan	8:58.5
1936—Japan	8:51.5
1948—United States	8:46.5
1952—United States	8:31.1
1956—Australia	8:23.6
1960—United States	8:10.2*

SWIMMING
Events no longer on program

Relay Races	Points
1900—Germany—5 x 40-m.	529.90
1904—United States—4 x 50-yds.	2: 4.6
1906—Hungary—4 x 250-m.	16:52.4

200-Meters Freestyle

1900—F. C. V. Lane, Australia	2:25.5

200-Yards Freestyle

1904—**C. M. Daniels, United States**	2:44.2

400-Meters Breast Stroke

1900—Georg Zacharias, Germany (440-yds.)	7:27
1912—Walter Bathe, Germany	6:29.6
1920—H. Malmroth, Sweden	6:31.8

50-Yards Freestyle

1904—Zoltan de Halmy, Hungary	28

880-Yards Freestyle

1904—Emil Rausch, Germany	13:11.6

4,000-Meters Freestyle

1900—Jarvis, Great Britain	58.24

200-Meters (Hindernisschwimmen)

1900—F. C. V. Lane, Australia	2:31.4

Plunge

1904—de Vaudeville, France	33.3
1904—**W. E. Dickey, United States**	40

Plain High Diving

1912—Erik Adlerz, Sweden	40
1920—Arvid Wallman, Sweden	183.5
1924—Richard Eve, Australia	160

SWIMMING—WOMEN

100-METERS FREESTYLE

1912—Fanny Durack, Australia	1:22.2
1920—Ethelda Bleibtrey, U.S.	1:13.6
1924—Ethel Lackie, U.S.	1:12.4
1928—Albina Osipowich, U.S.	1:11.0
1932—Helene Madison, U.S.	1:06.8
1936—Hendrika Mastenbroek, Holland	1:05.9
1948—Greta Andersen, Denmark	1:06.3
1952—Katalin Szoke, Hungary	1:06.8
1956—Dawn Fraser, Australia	1:02.0
1960—Dawn Fraser, Australia	1:01.2*

100-METERS BUTTERFLY STROKE

1956—**Shelley Mann, U.S.**	1:11.0
1960—**Shelley Wilson, United States**	1:09.5*

400-METERS FREESTYLE

1920—Ethelda Bleibtrey, U.S. (300-m)	4:34.0
1924—Martha Norelius, U.S.	6:02.2
1928—Martha Norelius, U.S.	5:26.4
1932—Helene Madison, U.S.	5:28.5
1936—Hendrika Mastenbroek, Holland	5:26.4
1948—Ann Curtis, U.S.	5:17.8
1952—Valeria Gyenge, Hungary	5:12.1
1956—Lorraine Crapp, Australia	4:54.6
1960—**S. Chris Van Saltza, United States**	4:50.6*

400-METERS FREE STYLE RELAY

1912—**Great Britain**	5:52.8
1920—**United States**	5:11.6
1924—**United States**	5:02.8
1928—**United States**	4:47.6
1932—**United States**	4:38.0
1936—**United States**	4:36.0
1948—**United States**	4:29.2
1952—**Hungary**	4:24.4
1956—**Australia**	4:17.1
1960—**United States**	4:08.9*

100-METERS BACKSTROKE

1924—Sybil Bauer, U.S.	1:23.2
1928—Marie Braun, Holland	1:22.0
1932—Eleanor Holm, U.S.	1:19.4
1936—Dina Senff, Holland	1:18.9
1948—Karen Harup, Denmark	1:14.4
1952—Joan Harrison, South Africa	1:14.3
1956—J. Grinham, Great Britain	1:12.9
1960—Lynn Burke, United States	1:09.3*

200-METERS BREAST STROKE

1924—Lucy Morton, Great Britain	3:33.2
1928—Hilde Schrader, Germany	3:12.6
1932—Clare Dennis, Australia	3:06.3
1936—Hideko Maehata, Japan	3:03.6
1948—Petronella Van Vliet, Holland	3:09.0
1952—Eva Szekely, Hungary	2:51.7
1956—U. Happe, Germany	2:53.1
1960—Anita Lonsbrough, Great Britain	2:49.5*

SPRINGBOARD DIVING

	Points
1920—**Aileen Riggin, U.S.**	539.90
1924—**Elizabeth Becker, U.S.**	474.8
1928—**Helen Meany, U.S.**	78.62
1932—**Georgia Coleman, U.S.**	87.52
1936—**Marjorie Gestring, U.S.**	89.27
1948—**Victoria Draves, U.S.**	108.74
1952—**Patricia McCormick, U.S.**	147.30
1956—**Patricia McCormick, U.S.**	142.36
1960—Ingrid Kramer, Germany	155.81

HIGH DIVING

1912—Greta Johansson, Sweden	39.90
1920—Stefani Fryland-Clausen, Denmark	34.60
1924—**Caroline Smith, U.S.**	31.20
1928—**Elizabeth Pinkston, U.S.**	31.60
2021—**Dorothy Poynton, U.S.**	40.26
1936—Dorothy Poynton Hill, U.S.	33.93
1948—Victoria Draves, U.S.	68.87
1952—Patricia McCormick, U.S.	79.37
1956—Patricia McCormick, U.S.	84.85
1960—Ingrid Kramer, Germany	91.28

400 METER MEDLEY RELAY

1960—**United States**	4:41.1*

WATER POLO

1900—Great Britain	1928—Germany
1904—United States	1932—Hungary
1908—Great Britain	1936—Hungary
1912—Great Britain	1948—Hungary
1920—Great Britain	1952—Hungary
1924—France	1956—Hungary
	1960—Italy

WEIGHTLIFTING

BANTAMWEIGHT

1948—**Joe N. DePietro, U.S.**	677.915
1952—Ivan Udovov, U.S.S.R.	694
1956—Igor Rybin, U.S.S.R.	754½
1960—**Charles Vinci, United States**	760*

FEATHERWEIGHT

1920—L. de Haas, Belgium	485
1924—Pablo Galarza, Argentina	532.85
1928—Franz Andrysek, Austria	633.822
1932—Rudolf Ismayr, Germany	633.822
1936—**Anthony Terlazzo, U.S.**	688.937
1948—Mahmoud Fayad, Egypt	733.02
1952—Rafael Chimishkyan, U.S.S.R.	743½
1956—Isaac Berger, U.S.	776½
1960—Evgeniy Minaev, Russia	821*

LIGHTWEIGHT

1920—Alfred Nayland, Estonia	567.68
1924—Edmond Decottignies, France	970.05
1928—Hans Haas, Austria	76.98
1932—Hans Haas, Austria	710.98
1932—Rene Duverger, France	716.495
1936—Mohammed Nesbush, Egypt	755.085
1948—Ibrahim Shams, Egypt	793.656
1952—Thomas Kono, United States	798½
1956—Igors Rybak, U.S.S.R.	837
1960—Viktor Bushuev, Russia	876*

MIDDLEWEIGHT

1920—R. Gance, France	540.012
1924—Carlo Galimberti, Italy	1085.725
1928—Francois Rieger, France	1114.56
1932—Ernst Kyburz, Switzerland	760.507
1936—Khadr El Thouny, Egypt	854.38
1948—Frank Spellman, U.S.	859.794
1952—Peter Kenessey, U.S.A.	905½
1956—Rudolf Plukfelder, U.S.S.R.	925½
1960—Aleksey Vakhonin, Russia	952*

LIGHT-HEAVYWEIGHT

1920—C. Cadine, France	619.334
1924—Charles Rosemond, France	1107.811
1928—Jean Nicolas, France	782.63
1932—Louis Hostin, France	804.679
1936—Louis Hostin, France	811.73
1948—Stanley Stanczyk, U.S.	920.42
1952—Norbert Schemansky, U.S.	980½
1956—Tommy Kono, U.S.	986½
1960—Ireneusz Paliotski, Poland	975½*

MIDDLE-HEAVYWEIGHT

1952—Norbert Schemansky, U.S.	980%
1956—A. Vorobiev, U.S.S.R.	1019¾
1960—Arkadiy Vorobyev, Russia	1041¾*

HEAVYWEIGHT

1920—Filippo Bottino, Italy	595.24
1924—Giovanni Zucca, Italy	1140.879
1928—Joseph Strassberger, Germany	821.213
1932—Jaroslaw Skobla, Czechoslovakia	837.748
1936—Joseph Manger, Germany	917.886
1948—**John Davis, U.S.**	997.581
1952—**John Davis, U.S.**	1004½
1956—**Paul E. Anderson, U.S.**	1102
1960—Yuriy Vlasov, Russia	1184¼*

WEIGHTLIFTING
Events no longer on program

ONE HAND

1896—L. Elliot, Great Britain	156.52
1904—**O. C. Osthoff, United States**	48 pts.
1906—Josef Steinbach, Austria	108.872

TWO HANDS

1896—V. Jensen, Denmark	245.812
1904—P. Kakousis, Greece	245.799
1906—D. Tofolas, Greece	313.925

WRESTLING
Catch-as-Catch-Can
(FREE STYLE)

FLYWEIGHT

1948—Lennart Viitala, Finland	
1952—Hasan Gemici, Turkey	
1956—Nikolai Solovyov, U.S.S.R.	
1960—Ahmet Bilek, Turkey	

BANTAMWEIGHT

1908—George N. Mehnert, U.S.	
1912—Kustaa Pihlajamaki, Finland	
1920—Kaarlo Makinen, Finland	
1924—Kalle Anttila, Finland	
1928—Oskari Friman, Finland	
1932—Nasuoh Akar, Turkey	
1936—Kustaa Pihlajamaki, Finland	
1956—Mustafa Dagistanli, Turkey	
1960—Terence McKenna, United States	

FEATHERWEIGHT

1908—**Charles E. Ackerly, U.S.**	
1912—**Robin Reed, U.S.**	
1920—**Allie Morrison, U.S.**	
1924—Kustaa Pihlajamaki, Finland	
1928—Kustaa Pihlajamaki, Finland	
1948—Ganzanfer Bilge, Turkey	
1952—Boyraz Gedik, Turkey	
1956—Shozo Sasahara, Japan	
1960—Mustafa Dagistanli, Turkey	

LIGHTWEIGHT

1908—G. de Relwyskow, Great Britain	
1920—Kalle Anttila, Finland	
1924—Russell Vis, U.S.	
1928—Osvald Kapp, Estonia	
1932—Jean Gehri, France	
1936—Frans A. Kokkinen, Finland	
1948—Celal Atik, Turkey	
1952—Olle Anderberg, Sweden	
1956—Emmali Habibi, Iran	
1960—**Shelby Wilson, United States**	

WELTERWEIGHT

1924—Henrik Meyer, Norway	710.98
1928—Arve Haavisto, Finland	
1932—Jack F. Van Bebber, U.S.	
1936—Frank Lewis, U.S.	
1948—Gazanfer Bilge, Turkey	
1952—William Smith, U.S.	
1956—Mitsuo Ikeda, Japan	
1960—**Douglas Blubaugh, United States**	

MIDDLEWEIGHT

1908—Stanley Bacon, Great Britain	
1912—Eino Leino, Finland	
1920—Eino Leino, Finland	
1924—Ernst Kyburz, Switzerland	
1928—Ivar Johansson, Sweden	
1932—Emile Poilvo, France	
1936—Ivar Kark, U.S.S.R.	
1948—David Gilmkurizer, U.S.S.R.	
1956—Nikola Nikolov, Bulgaria	
1960—Hasan Gungor, Turkey	

LIGHT-HEAVYWEIGHT

1920—Anders Larsson, Sweden	
1924—Harald Nilsson, Sweden	
1928—Ivar Johansson, Sweden	
1932—**Peter J. Mehringer, U.S.**	
1936—Knut Fridell, Finland	
1948—**Henry Wittenberg, U.S.**	
1952—Hasan Gemici, Turkey	
1956—Gholam Tayebi, Iran	
1960—Ismet Atli, Turkey	

HEAVYWEIGHT

1908—G. C. O'Kelly, Great Britain	
1920—Robert Roth, Switzerland	
1924—**Harry Steele, U.S.**	
1928—John C. Richthoff, Sweden	
1932—Charles Pacome, France	
1936—Gyula Bobis, Hungary	
1952—Arsen Mekokishvili, U.S.S.R.	
1956—Hamid Kaplan, Turkey	
1960—Wilfried Dietrich, Germany	

WRESTLING
Greco-Roman Style

FLYWEIGHT

1948—Pietro Lombardi, Italy	
1952—Boris Gurevich, U.S.S.R.	
1956—Nikolai Solovyov, U.S.S.R.	
1960—Dumitru Pirvulescu, Rumania	

BANTAMWEIGHT

1924—Edward Puttespp, Estonia	
1928—Karl Leucht, Germany	
1932—Istvan Pogany, Hungary	
1936—Marton Lorincz, Hungary	
1948—Kurt Petersen, Sweden	
1952—Ignac Fabra, Hungary	
1956—Konstantin Vyropaev, USSR	
1960—Oleg Karavaev, Russia	

FEATHERWEIGHT

1912—Kalle Koskelo, Finland	
1920—Oskari Friman, Finland	
1924—Kalle Anttila, Finland	
1928—Kustaa Pihlajamaki, Finland	
1932—Giovanni Gozzi, Italy	
1936—Yassir Erkan, Turkey	
1948—Mohammmed Oktar, Turkey	
1952—Yakov Punkin, USSR	
1956—Rasmi Kuzmanovic, Russia	
1960—Muzafer Sille, Turkey	

LIGHTWEIGHT

1906—Watzl, Austria	
1908—E. Porro, Italy	
1912—Emil Ware, Finland	
1920—Eino Leino, Finland	
1924—Eino Leino, Finland	
1928—Lajos Keresztes, Hungary	
1932—Eino Leino, Sweden	
1936—Lauri Koskela, Finland	
1948—Arvo Haavisto, Finland	
1952—Olle Sallise, Sweden	
1956—Kyusti Lehtonen, Finland	
1960—Avtandil Kordzlaia, Russia	

WELTERWEIGHT

1912—Ivar Johansson, Sweden	
1920—Eduard Puttespp, Estonia	
1924—Kustaa Pihlajamaki, Finland	
1952—Mikios Sulivesi, Hungary	
1956—Aleksey Shcherbakov, Russia	
1960—Mitsuei Bayrak, Turkey	

MIDDLEWEIGHT

1906—Weckmann, Finland	
1908—Fritjof Mattsson, Sweden	
1912—Claes Johansson, Sweden	
1920—Carl Westergren, Sweden	
1924—Edward Westerlund, Finland	
1928—Carl Westergren, Sweden	
1932—Valmo A. Kokkinen, Finland	
1936—Ivar Johansson, Sweden	
1948—Axel Gronberg, Sweden	
1952—Axel Gronberg, Sweden	
1956—Hasan Gungor, Turkey	
1960—Dimitriu Dobrev, Bulgaria	

LIGHT-HEAVYWEIGHT

1908—Verner Weckmann, Finland	
1912—Frans Ahlgren, Sweden, and Ivar Boling, Finland	
1920—Adolf Lindfors, Finland	
1924—Carl Westergren, Sweden	
1928—Ibrahim Moustafa, Egypt	
1932—Josef Svensson, Sweden	
1936—Axel Cadier, Sweden	
1948—Gazanfer Bilge, Turkey	
1952—Shelby Wilson, United States	
1956—V. Nikolaev, USSR	
1960—Tevfik Kis, Turkey	

HEAVYWEIGHT

1896—Karl Schumann, Germany	
1906—Anton Kaarlo, Finland	
1908—Richard Weisz, Hungary	
1912—Yrjo Saarela, Finland	
1920—Harald Westerlund, Finland	
1924—Henri Deglane, France	
1928—Johannes Kotkas, Estonia	
1932—Carl Westergren, Sweden	
1936—Kristjan Palusalu, Estonia	
1948—Karl Gemuseus, Sweden	
1952—Johannes Kotkas, USSR	
1956—Anatoli Parfenovich, USSR	
1960—Ivan Bogdan, Russia	

YACHTING
SKIPPER, (YACHT NAME) NATION

5.5 METER CLASS

1952—**Dr. Richard Stanco (CRICKET X) United States** 1
1956—Skipper not named (RUSH V) Sweden
1960—**George O'Day (MINOTAUR) United States** 1

STAR CLASS

1932—**Gilbert Gray (PANTHER) United States** 1
1936—Dr. Peter Bischoff (WANNESEE) Germany 1
1948—**Hilary Smart (HILARIUS) United States** 1
1952—Andrew Libano (MEROPE) Italy 1
1956—**Herbert Williams (KATHLEEN) United States** 1
1960—Timo Tasaki (TORNADO) Russia 1

FINN MONOTYPE CLASS

1952—Paul Elvstrom, Denmark 1
1956—Paul Elvstrom, Denmark 1
1960—Paul Elvstrom, Denmark 1

DRAGON CLASS

1948—Thor Thorell (SVEA) Sweden 1
1952—Thor Thorell (SVEA) Sweden 1
1956—Skipper not named (SUNGRUND) Sweden 1
1960—Constentine Konstantinidis (ALKYONEUS) Greece 1

All Time Olympic Champions Continuing Yachting

FLYING DUTCHMAN CLASS

1960—Peder Lunde, (SWEDEN) Norway

YACHTING EVENTS NO LONGER HELD

SIX METER CLASS

1900—H. de Pourtales (LERINA) Switzerland
1911—R. N. Bavier (ELECTRA) United States
1921—D. Troubé (MAC MICHE) France
1920—Andreas Brecks (JO) Norway (new)
1920—A.C. Cornelle (EDELWEISS II) Belgium (old)
1924—Eugene Lunde (ELISABETH V) Norway
1924—Prince Obor (NORNA) Norway
1932—Thore Holm, (BISSIB) Sweden
1932—M. Sheridan, (ALADDIN) United Britain
1948—Herbert Weldon, (LLANORIA) United States
1960—Lennart Wihlen, (LLANORIA) Sweden
6.5 METER CLASS
1920—J. H. Carp (ORANJE) Holland

SEVEN METER CLASS

1908—C. L. Rivett-Carnac (HEROINE) Great Britain
1920—Dorothy Winifred (ANCORA) Great Britain

EIGHT METER CLASS

1900—Exshaw (OLLE) Great Britain
1908—Blair Cochrane (COBWEB) Great Britain
1912—Thorolf Glad (TAIFUN) Norway
1920—Magnus Konow (SILDRA) Norway

8 METER CLASS

1920—August Ringvold (IRENE) Norway (old)
1924—Johan Anker (ODIN) Norway (new)
1924—Alma V. Hendl (LASOLO) France
1932—**Owen Churchill (ANGELITA) United States**
1936—M. Reggio (ITALIA) Italy

TEN METER CLASS

1900—M. Wiesner (ASHENBRODEL) Germany
1911—Nils Ajax (KITTY) Sweden
1920—Willy Gilbert (MOSKA II) Norway (new)
1920—Erik Heurlin (ESTER) Finland (old)

TWELVE METER CLASS

1908—T. C. Glen-Coats (MISTRAL) Great Britain
1911—Alfred Larson (HALALI) Norway
1912—Johan Anker (MAUD) Norway (new)
1912—Henrik Osterveld (ATLANTA) Norway (old)
1956—Skipper not listed (JEST) New Zealand

FIREFLY CLASS

1948—Paul Elvstrom, Denmark

SWALLOW CLASS

1948—S. Morris (SWIFT) Great Britain

MONOTYPE CLASS (Old)

1920—A. E. Van der Biesen (BEATRISS)
1924—Leon Huybrechts, Belgium
1924—Leon Huybrechts, Belgium
1936—Sven Thorell, Sweden
1936—Jacques Lebrun, France
1948—Daniel Kagchelhoven, Holland

THIRTY METER CLASS

1920—Goste Lundquist (KULLAN) Sweden

FORTY METER CLASS

1920—Tore Holm (SIF) Sweden

18-FOOT CENTERBOARD BOAT

1920—Skipper not listed (BRAT) Holland

WINTER SPORTS

BIATHLON
(Skiing and Shooting)

	Time
1960—Klas Lestander, Sweden	1:33:21.6

BOBSLED
4-MAN BOB

	Min.-Sec.
1924—Switzerland (Edward Scherrer)	5:45.54
1928—**United States (William Fiske**	5:20.5
1932—**United States (William Fiske)**	7:53.68
1936—Switzerland (Pierre Musy)	5:19.85
1948—Switzerland (Edward Rimkus)	5:20.1
1952—Germany (Andreas Ostler)	5:07.84
1956—Switzerland (Franz Kapus)	5:10.44

2-MAN BOB

	Time
(Hubert Stevens)	8:14.74
1936—**United States (Ivan Brown)**	8:14.86
1948—Switzerland (Endrich)	5:29.2
1952—Germany (Andreas Ostler)	5:34.54
1956—Italy (Dalla Costa)	5:30.14

SKELETON

1928—**James Heaton, United States**	1:18
1948—Nino Bibbia, Italy	5:12.7

FIGURE SKATING

(Note—Scoring systems have varied with the Games.)

MEN'S SINGLES

	Points
1908—Ulrich, Sweden	2,641.09
1920—Gillis Grafstrom, Sweden	2,622.50
1924—Gillis Grafstrom, Sweden	2,575.25
1928—Gillis Grafstrom, Sweden	2,696.25
1932—Karl Schaefer, Austria	2,602.00
1936—Karl Schaefer, Austria	2,959.00
1948—**Richard T. Button, United States**	1,951.17
1952—**Richard T. Button, United States**	192.256
1956—**Hayes Alan Jenkins, United States**	166.430
1960—**David W. Jenkins, United States**	1,440.2

WOMEN'S SINGLES

	Points
1908—Madge Syers, Great Britain	767.50
1920—Madam Julin, Sweden	1,278.90
1924—Mrs. Herma von Szabo-Planck, Austria	1,094.25
1928—Sonja Henie, Norway	2,492.25
1932—Sonja Henie, Norway	2,502.50
1936—Sonja Henie, Norway	2,971.40
1948—**Barbara Ann Scott, Canada**	1,163.077
1952—Jeannette Altwegg, Great Britain	161.756
1956—**Tenley E. Albright, United States**	169.670
1960—**Carol Heiss, United States**	1,490.1

PAIRS

	Points
1908—Miss Hubler and H. Burger, Germany	78.40
1920—Mr. & Mrs. Jacobsson, Finland	80.0
1924—Helen Engelman and A. Berger, Austria	74.50
1928—Andree Joly and Pierre Brunet, France	78.20
1932—Andree and Pierre Brunet, France	76.70
1936—Maxi Herber and Ernst Baier, Germany	109.30
1948—Micheline Lannoy and Pierre Baugniet, Belgium	11.22
1952—Ria and Paul Falk, Germany	11.400
1956—Elisabeth Schwarz and Kurt Oppelt, Austria	11.310
1960—Barbara A. Wagner and Robert Paul, Canada	80.4

ICE HOCKEY

1920—CANADA	(W-3 L-0)*
1924—CANADA	(W-2 L-0)*
1928—CANADA	(W-3 L-0)*
1932—CANADA	(W-1 L-0 T-1)*
1936—GREAT BRITAIN	(W-2 L-0 T-1)*
1948—CANADA	(W-7 L-0 T-0)*
1952—CANADA	(W-7 L-0 T-0)*
1956—RUSSIA	(W-5 L-0)*
1960—**UNITED STATES**	**(W-5 L-0)***

*Championship final round standings.

SKIING—ALPINE
MEN'S DOWNHILL

	Time
1948—Henry Oreiller, France	2:55.0
1952—Zeno Colo, Italy	2:20.3
1956—Anton Sailer, Austria	2:52.2
1960—Jean Vuarnet, France	2:06.03

MEN'S GIANT SLALOM

	Time
1952—Stein Eriksen, Norway	2:25.0
1956—Anton Sailer, Austria	3:00.1
1960—Roger Staub, Switzerland	1:48.3

MEN'S SLALOM

	Time
1948—Edi Reinalter, Switzerland	2:10.3
1952—Othmar Schneider, Austria	1:57.8
1956—Anton Sailer, Austria	*1'94.7 pts.
1960—Ernst Hinterseer, Austria	2:08.9

*Scoring system changed in 1956.

ALPINE COMBINATION—DOWNHILL AND SLALOM

	Points
1936—Franz Pfnur, Germany	99.25
1948—Henri Oreiller, France	3.85

WOMEN'S DOWNHILL

	Time
1948—Hedi Schlunegger, Switzerland	2:28.3
1952—Trud Jochum-Beiser, Austria	1:47.1
1956—Madeleine Berthod, Switzerland	1:40.7
1960—Heidi Biebl, Germany	1:37.6

WOMEN'S GIANA SLALOM

1952—**Andrea Mead Lawrence, United States**	2:06.8
1956—Ossi Reichert, Germany	1:56.8
1960—Yvonne Ruegg, Switzerland	1:39.9

WOMEN'S SLALOM

	Time
1948—Gretchen Fraser, United States	1:57.2
1952—Andrea Mead Lawrence, United States	2:10.6
1956—Renee Colliard, Switzerland	112.3 pts.*
1960—Anne Heggtveigt, Canada	1:49.6

*Scoring system changed in 1956.

ALPINE COMBINATION—DOWNHILL AND SLALOM

	Points
1936—Christel Cranz, Germany	97.06
1948—Trude Beiser, Austria	6.58

SKIING—NORDIC
MEN'S 15-KILOMETER CROSS COUNTRY

	Time
1956—Hallgeir Brenden, Norway	0:49:39.0
1960—Hakon Brusveen, Norway	0:51:55.5

MEN'S 18-KILOMETER CROSS COUNTRY

1924—Thorlief Haug, Norway	1:14:31.0
1928—Johan Grottumsbraten, Norway	1:37:01.6*
1932—Sven Utterstrom, Sweden	1:23:07.0*
1936—Erik-August Larsson, Sweden	1:14:38.0
1948—Martin Lundstroem, Sweden	1:13:50.0
1952—Hallgeir Brenden, Norway	1:41:34.0

*15,000 meter course.
**18,214 meter course.

MEN'S 30-KILOMETER CROSS COUNTRY

1956—Veikko Hakulinen, Finland	1:44:06.0
1960—Sixten Jernberg, Sweden	1:51:03.9

MEN'S 50-KILOMETER CROSS COUNTRY

1924—Thorlief Haug, Norway	3:44:32.0
1928—Per Hedlund, Sweden	4:52:03.0*
1932—Veli Saarinvuo, Finland	4:30:00.0*
1936—Elis Viklund, Sweden	3:30:11.0
1948—Nils Karlsson, Sweden	3:47:48.0
1952—Veikko Haukuliinen, Finland	3:33:33.0
1956—Sixten Jernberg, Sweden	2:50:27.0
1960—Kalevi Hamalainen, Finland	2:59:06.3

*48,238 meter course.

MEN'S 40-KILOMETER CROSS COUNTRY RELAY

1936—Finland	2:41.33.0
1948—Sweden	2:32:08.0
1952—Finland	2:30:16.0
1956—Russia	2:15:30.0
1960—Sweden	2:26:45.4

MEN'S NORDIC COMBINED (18KM. CROSS COUNTRY & JUMPING)

1924—Thorlief Haug, Norway	453.800 pts.
1928—Johan Grottumsbraten, Norway	427.800 pts.
1932—Johan Grottumsbraten, Norway	446.200 pts.
1936—Oddbjorn Hagen, Norway	430.300 pts.
1948—Heikki Hasu, Finland	448.800 pts.
1952—Simon Slattvik, Norway	451.621 pts.
1956—Sverre Stenersen, Norway	455.000 pts.
1960—Georg Thoma, Germany	457.952 pts.

WOMEN'S 5-KILOMETER CROSS COUNTRY

	Time
1952—Lydia Wideman, Finland	41:40.0
1956—Anfisa Kozyreva, Russia	38:13.0
1960—Marija Guskova, U.S.S.R.	39:46.6

WOMEN'S 15-KILOMETER CROSS COUNTRY RELAY

1956—Finland	1:09:01.0
1960—Sweden	1:04:21.4

SKI JUMPING

	Points
1924—Jacob T. Thams, Norway	227.5
1928—Alfred Andersen, Norway	229.32
1932—Birger Ruud, Norway	228.0
1936—Birger Ruud, Norway	232.0
1948—Petter Hugsted, Norway	228.5
1952—A. Bergmann, Norway	226.0
1956—Antti Hyvarinen, Finland	227.2
1960—Helmut Recknagel, Germany	227.2

SPEED SKATING
MEN'S 500 METERS

	Time
1924—Charles Jewtraw, United States	0:44.0
1928—Clas Thunberg, Finland and Bernt Evensen, Norway (Dec)	0:43.4
1932—**John A. Shea, United States**	0:43.4
1936—Ivar Ballangrud, Norway	0:43.4
1948—Finn Helgesen, Norway	0:43.1
1952—**Kenneth Henry, United States**	0:43.2
1956—Eugeni Grishin, Russia	0:40.2
1960—Eugeni Grishin, Russia	0:40.2

MEN'S 1500 METERS

	Hr.-Min.-Sec.
1924—Clas Thunberg, Finland	2:20.8
1928—Clas Thunberg, Finland	2:21.1
1932—John A. Shea, United States	2:57.5
1936—Ivar Ballangrud, Norway	2:17.6
1948—Sverre Farstad, Norway	2:17.6
1952—Hjalmar Anderson, Norway	2:20.4
1956—Yevgeni Grishin, Russia	2:08.6
1960—Edgar Roadnes, Norway	2:10.4

MEN'S 5,000 METERS

1924—Clas Thunberg, Finland	8:39.0
1928—Clas Thunberg, Finland	8:50.5
1932—**Irving Jaffee, United States**	9:40.8
1936—Ivar Ballangrud, Norway	8:56.5
1948—Reidar Liaklev, Norway	8:29.9
1952—Hjalmar Anderson, Norway	8:10.6
1956—Boris Shilkov, Russia	7:58.6
1960—Viktor Kosichkin, Russia	7:51.3

MEN'S 10,000 METERS

1924—Julien Skutnabb, Finland	18:04.8
1928—No decision, freezing of ice (NOTE—Irving Jaffee, United States had best time of 18:04.8)	
1932—**Irving Jaffee, United States**	19:13.6
1936—Ivar Ballangrud, Norway	17:24.5
1948—Reidar Liaklev, Norway	17:30.1
1952—Kjelshav Anderson, Norway	16:45.8
1956—Sigvard Ericsson, Sweden	16:33.9
1960—Knut Johannesen, Norway	15:46.6

WOMEN'S 500 METERS

1932—Jean Wilson, Canada	0:58.0
1960—Helena Hasse, Germany	0:45.9

WOMEN'S 1000 METERS

1932—**Elizabeth DuBois, United States**	2:04.0
1960—Klara Guseva, U.S.S.R.	1:34.1

WOMEN'S 1500 METERS

1932—**Kit Klein, United States**	3:06.0
1960—Lidija Skoblikova, Russia	2:32.2

WOMEN'S 3000 METERS

1960—Lidija Skoblikova, Russia	5:14.3

NOTE—Women's events in 1932 were not considered official.

OTHER DEMONSTRATIONS

In some Olympiads, host countries conducted demonstration events, not part of competitive sports, some are listed below:

MILITARY SKI PATROL

	Hr.-Min.-Sec.
1924—Switzerland (30,000-m.)	3:50.47
1928—Norway (28,250-m.)	3:50.4
1936—Italy (25,000-m.)	2:39.35
1948—Switzerland (27,000-m.)	2:34.25

SLED DOG RACING

1932—St. Goddard, Canada	4:23:12.5

SPEED SKATING—MEN'S FOUR EVENTS

1924—Clas Thunberg, Finland	5 pts.

CURLING

1924—Great Britain	4 pts.
1932—Canada (Manitoba)	
1948—Gustav Lindh, Sweden	14 pts.

WINTER PENTATHLON

1948—Gustav Lindh, Sweden	14 pts.

BASEBALL

1912—**United States**	1st
1936—**United States**	
1936—Exhibition of Basque Pelota (Finnish Baseball)	
1956—Exhibition of American baseball (U.S.A.)	

CYCLING
440 YARD SPRINT

1904—**Marcus Hurley, United States**	31.8

ONE-THIRD MILE

1904—**Marcus Hurley, United States**	43.8

660 YARDS

1904—**Marcus Hurley, United States**	1:09.0

ONE MILE

1904—**Marcus Hurley, United States**	2:41.4

FIELD HANDBALL

1952—Sweden defeated Denmark 19-11 in exhibition.

FOOTBALL

1932—American collegiate exhibition (East vs. West) 11-0
1956—Australian rules exhibition (selected Australian teams).

LA CROSSE

1928—**United States** defeated Canada 6-3 and Great Britain 7-6 in round-robin exhibition series.
1932—**United States** defeated Canada in two games, 10-0 and 5-0 (total)
1948—**United States** defeated Great Britain 9-5 in exhibition game.

GLIDING

1956—Herman Waldner, Germany.

MOTOR BOATING
(CLASS A (40 SEA MILES)

1908—E. B. Thubrow, France 2:26:53.0

WINTER CLASS (40 SEA MILES)

1908—Thomas Thorneycroft, Great Britain 2:26:58.8

CLASS C (40 SEA MILES)

1908—Thomas Thorneycroft, Great Britain 2:28:26.0

ROQUE

1904—**Charles Jacobus, United States.**

BANDY
(FOOTBALL ON ICE)

1952—Sweden defeated Norway and Finland, in round-robin series.

ICE SHOOTING
INTERNATIONAL TEAM EVENT

1936—Austria.

INDIVIDUAL DISTANCE SHOOTING

1936—Georg Edenhauser, Austria.

INDIVIDUAL TARGET SHOOTING

1936—Ignaz Reiterer, Austria.

U. S. OLYMPIANS ELECT OFFICERS

Establishment of permanent national offices and the election of officers and governorships to the Board of Governors of Olympic Games were highlights of the National Association of United States Olympians meeting held in New York City.

Elected national president for a two-year term was Charles McIlvaine, Sr., Princeton, N. J. Executive secretary, Paul N. Swan (coaching 1928 & 1948) of New York, national executive director, was named executive secretary.

Other officers named include Lord London (Swimming-1920) of Lynbrook, N.Y., **Lord Lonsdale of London** (Track-1920), of Lynbrook, N.Y., **Dr. Leonard Lewis** (Boxing-1912 & Boxing-1912 & 1920) of Philadelphia, Pa., vice-presidents; **Dr. Harry Glickman** (Track-1936) of Chicago, Ill., treasurer; **Dr. Bert W. Bradley** (Track-1924) of San Marino, Calif., **Edward G. Gamble** (Track-1912) of Pelham Manor, and **James H. Donahue** (Yachting-1924) of Greenwich, Conn., directors. Dr. Lewis is national president of the Board of Directors.

All Olympians are urged to notify Secretary Alice London if they wish to contribute headlines, scrap books, histories, and other Olympic material which they may have in their possession. Secretary Howe, Bill Hayward, and Paul Swan will be the compilation of a complete and accurate listing of all Olympians with current addresses.

Following is Olympian chapter officers as listed:

NEW YORK CHAPTER—President — **Alice Lord London** (Swimming-1920), 19 Devon St., Lynbrook, N. Y. Vice-presidents—**Samuel Mosberg** (boxing-1920), 160 Columbia Heights, Brooklyn, N. Y.; **Dr. Leonard Lewis** (Boxing-1912 & 1924, bobsledding 1932), 20 Exchange Place, New York 5, N. Y.; **Pierre Brunet** (figure skating 1924 & 1928), 15 West 55th St., New York 22, N. Y.; **George Gulack** (gymnastics-1932), 451 E. 87th St., New York 28, N. Y.; **Lt. Commander Melvin Maxey Gardner** (Swimming-1924), 1 Gramercy Park, New York 3, N. Y.; **Dr. Thomas Cone**, Treasurer; **Dr. Bernice W. London** (track 1920), 19 Devon St., Lynbrook, N. Y.; **Dr. Harold Weinberger**, New York 28, N. Y., executive secretary, 527 Lexington Ave., New York 22, N.Y. Executive committee—**Paul Swan** (track-1920), 99 John St., New York 38, N.Y.; **Dr. Leonard Lewis**, 20 Exchange Place, New York 5, N. Y.; **Fort Adams** (track-1908 & 1912), P. O. Box 149, Stamford, Conn.; **Charles Bacon** (track-1908), 14 Belvedere Place, New Rochelle, N. Y.; **Dr. Harold Weinberger**, New York 28, N. Y., executive secretary; **Lenepp** (basketball 1948), New York City; **Charles Chidsey**, Central Park Zoo, New York, N. Y.

PHILADELPHIA CHAPTER—President—**Dr. Leonard Lewis** (Boxing-1912 & 1920), 2300 Widener Ave., Philadelphia 29, Pa. Vice-president—**Newbold Black IV** (field hockey-1956), 111 Woodside Drive, Haverford, Pa. Secretary—**Charles J. Fallon** (Swimming-1920), 1720 Cherry Green Lane, Apt. A, Philadelphia 29, Pa. Treasurer—**Joseph T. Verdeur** (Swimming-1948), 816 Crescent Drive, Glenolden, Pa. Executive committee—**John B. Kelly** (rowing-1920), 3400 Kingsessing Mall, Philadelphia 29, Pa.; **Joseph Verdeur**, Pa. **John Macionis** (swimming-1956), 7923 Park Ave., Elkins Park, Pa.; **Mrs. Mary Freeman Kelly** (swimming-1932), 1730 Cherry St., Philadelphia, Pa.; **Mildred Wiley Dow** (track-1928), 75 Wyndale Ave., Philadelphia, Pa. **W. Edgar Adams** (swim-ming-1932), 501 E. Gravers Road, Philadelphia 28, Pa.; **Walter A. Brown** (boxing-1920), 30 West Chester St., Woodbury, N. J.

CHICAGO CHAPTER — President — **James F. McCarron** (boxing-1932, 9 Ridge Road, Riverside, Ill. Vice-presidents—**Thomas Wood Berchem** (figure skating-1920-1924-1928), Brookfield Zoo, Brookfield, Ill.; **Dr. Harry Glickman** (track-1936), 49 Cherry Hill, Springfield, Vt.; **Walter Ris** (swimming-1924), 1 E. Erie St., Chicago, Ill.; **Mrs. Dorothy Harwood O. Gramlich** (track-1924), 60 Prescott Lane, Barrington, Ill. Secretary-treasurer—**Mildred Wiley Dow** (track-1928), 75 Wyndale Ave., Philadelphia, Pa. Executive committee—**Walter A. Brown** (boxing-1920), 30 West Chester St., Woodbury, N. J.; **Ralph Bolsheim** (Water Polo-1932), 1740 Cherry St., Denver, Colo.; **Mrs. Dorothy Harwood O. Gramlich**, 60 Prescott Lane, Barrington, Ill.; **Samuel Balsam** (swimming-1932), 6444 N. Rockwell St., Chicago, Ill.; **Norton Vender** (swimming-1924), 1 E. Erie St., Chicago, Ill.; **Mrs. Ruth Bolsheim** (swimming-1932), 1740 Cherry St., Denver, Colo.

HAWAII CHAPTER—President—**Allen M. Stack** (swimming-1948 & 1952), A-1, 1 Kuloa Place, Honolulu, Hawaii. President—**Dr. Peter George** (weightlifting-1932-1956), 936 Aloha Drive, Honolulu, Hawaii. Secretary—**Mrs. E. Fulford-Lee** (associate-1924-1928-1932), 1 Kuloa Place, Honolulu, Hawaii. Treasurer—**Mrs. Aileen Riggin Soule** (swimming-1920 & 1924), 4291 Kahala Ave., Honolulu, Hawaii. Executive committee—**Duke P. Kahanamoku** (swimming 1912-1920-1924-1932), 114 Uluniu Road, Kailua, Hawaii; **Mrs. Dorothy Harwood O. Gramlich**, 60 Prescott Lane, Barrington, Ill.; **Mrs. Ruth Bolsheim**, 1740 Cherry St., Denver, Colo.


Charles McIlvaine President, U.S.


Paul H. Smart Executive Director


Dick London Vice-President


Alice London Vice-President


Charles Bacon Board Chairman

All-Time U. S. Olympic Team Personnel

THE FOLLOWING PAGES contain the names of all athletes who were selected to represent the United States in modern Olympic competition, starting with the 1896 team and carrying through the 1960 unit. Wherever possible, the names of coaches, managers, trainers, and the administrative personnel also are included. Pan American team personnel for the 1951, 1955, and 1959 Games also is included.

The athletes and others are listed alphabetically under their respective sports classifications and, in most cases, the record of his performance in actual Olympic competition is given. Official U. S. Olympic Committee reports, official National Olympic reports from nations who were hosts to the Games, and all available information files, were used as reference.

Because reports during the early years are not complete in detail, there are instances where first names or evidence of actual participation are missing. However, it is the earnest hope of the editors that these lists later can be improved both in detail and accuracy for perpetuation in the U. S. Olympic Association historical files. Your cooperation in forwarding corrections or additional information will be welcomed.

1896

1896 TEAM AT ATHENS, GREECE

Athletics (Men)	*Event*	*Place*	*Performance*
Blake, Arthur	1500 meters	2nd	5 meters
	Marathon (withdrew at 18 miles)		
Burke, Thomas E.	100 meters	1st	12.0 secs.
	400 meters	1st	54.2 secs.
Clark, Ellery H.	Broad Jump	1st	20' 9¾"
	High Jump	3rd	5' 3⅛"
Connolly, James B.	Hop-Step-Jump	1st	45' 0"
	High Jump	2nd	5' 9½"
	Broad Jump	3rd	19' 1⅞"
Curtis, Thomas P.	110 meter Hurdles	1st	17.6 secs.
	100 meters	4th	—
Edgren, Robert W.	Shot Put	Did not place	
	Discus Throw	Did not place	
Garrett, Robert, Jr.	Shot Put	1st	36' 9½"
	Discus Throw	1st	95' 7½"
	Broad Jump	2nd	19' 8½"
	High Jump	3rd	5' 7¾"
Hoyt, William W.	Pole Vault	1st	10' 9¾"
	110 meter Hurdles	*	—
Jamison, Herbert B.	400 meters	2nd	55.2
Lane, Francis A.	100 meters	5th	—
Tyler, Alfred D.	Pole Vault	2nd	10' 8"

* Ran 2nd to Curtis in qualifying heat but scratched from finals.

Graham, John	Team Manager		
Shooting	*Event*	*Place*	*Performance*
Paine, John B.	Military Revolver	1st	442 (25 m.)
	Choice Revolver Unplaced	—	(30 m.)
Paine, Sumner	Military Revolver	2nd	330 (25 m.)
	Choice Revolver	1st	442 (30 m.)
Swimming	*Event*	*Place*	*Performance*
Williams, Gardner B.	100 m. Free Style	5th	—
	1200 m. Free Style	4th	—

NOTE—Hajos, the champion, claimed Williams was 2nd.

1900

1900 TEAM AT PARIS, FRANCE

Athletics (Men)	*Event*	*Place*	*Performance*
Baxter, Irving K.	High Jump	1st	6' 2-4/5"
	Pole Vault	1st	10' 9-9/10"
	Stand. Triple Jump	2nd	32' 7⅝"
	Stand. Broad Jump	2nd	10' 3-7/16"
	Stand. High Jump	2nd	5' 1"16"
Bray, John	800 meters	6th	—
	1500 meters	3rd	3 meters
Boardman, Dixon	400 meters	—	Qualifier**
Carroll, ...	High Jump	—	Qualifier
Cregan, John F.	800 meters	2nd	7 meters
	Marathon	7th	—
Colkett. M. B.	Pole Vault	2nd	10' 8"
Connolly, James B.	Hop-Step-Jump	2nd	45' 9⅝"
Duffey, ...	100 meters	4th	—
Ewry, Ray C.	Stand. High Jump	1st	5' 5"
	Stand. Broad Jump	1st	10' 6⅝"
	Stand. Triple Jump	1st	34' 8½"

Athletics (Men)	*Event*	*Place*	*Performance*
Flanagan, John	Hammer Throw	1st	167' 4"
Garrett, Robert, Jr.	Shot Put	3rd	40' 5⅝"
	Stand. Triple Jump	3rd	31' 2"
Hare, Truxton	Hammer Throw	2nd	148' 5½"
Hall, David G.	800 meters	3rd	Close
	1500 meters	5th	—
Holland, William J.	400 meters	2nd	Close
Jarvis, Francis W.	100 meters	1st	10.8
Kraenzlein, Alvin C.	60 meters	1st	7.0
	110 meter Hurdles	1st	15.4
	200 meter Hurdles	1st	25.4
	Broad Jump	1st	23' 6⅝"
Lewis, ...	400 meter Hurdles	4th	—
Long, Maxwell P.	400 meters	1st	49.4
McLean, John F.	110 meter Hurdles	2nd	1 meter
	Broad Jump	6th	21' 1⅜"
MacCracken, Jos. H. ..	Shot Put	2nd	42' 2"
	Hammer Throw	3rd	139' 7⅜"
Maloney, Fred	110 meter Hurdles	3rd	—
Newton, A. L.	Marathon	6th	—
	2500 m. Steeplechase	4th	—
Orton, Dr. George W.	2500 m. Steeplechase	1st	7:34.0
	400 meter Hurdles	3rd	—
	4000 m. Steeplechase	4th	—
Prinstein, Myer	Hop-Step-Jump	1st	47' 4½"
	Broad Jump	2nd	23' 5½"
Remington, ...	Broad Jump	4th	22' 4-11/16"
Sheldon, Richard	Shot Put	1st	46' 3½"
	Discus Throw	3rd	115' 2½"
Sheldon, L. P.	Hop-Step-Jump	3rd	44' 9"
	Stand. High Jump	3rd	4' 11"
	Stand. Broad Jump	4th	
Tewksbury, John W. B.	400 meters	2nd	7.1 secs.
	100 meters	2nd	10.8 secs.
	200 meters	1st	22.2 secs.
	200 meter Hurdles	3rd	—
	400 meter Hurdles	1st	57.6
Underwood, George*	800 meters	4th	

* Also ran in team race but records are not clear on this event.
**Would not compete in Sunday finals.

Golf (Men)	*Event*	*Place*	*Performance*
Sands, Charles	Men's Singles	1st	—
Golf (Women)	*Event*	*Place*	*Performance*
Abot, Margaret	Women's Singles	1st	—
Rowing	*Event*	*Place*	*Performance*
Abell, L. G.	*8-oars w/c (coxn)	1st	6:07.8
Carr, William	*8-oars w/c (#4)	1st	6:07.8
DeBuecke, Harry	*8-oars w/c (#7)	1st	6:07.8
Exley, John O.	*8-oars w/c (stroke)	1st	6:07.8
Geiger, J. E.	*8-oars w/c (#5)	1st	6:07.8
Hedley, Edward	*8-oars w/c (#3)	1st	6:07.8
Juvenal, James B.	*8-oars w/c (#6)	1st	6:07.8
Lockwood, R. C.	*8-oars w/c (bow)	1st	6:07.8
Marsh, Edward	*8-oars w/c (#2)	1st	6:07.8

*Vesper Boat Club of Philadelphia.

Archery	*Event*	*Place*	*Score*
Murphy, ...	Game Shooting*	3rd	—

* Event not officially recognized.

Tug-of-War	*Event*	*Place*	*Performance*
Flanagan, John	Tug of War	1st	Team
Garrett, Robert S.	Tug of War	1st	Team
Hare, Truxton T.	Tug of War	1st	Team
MacCracken, Jos. C. ..	Tug of War	1st	Team
Sheldon, L. P.	Tug of War	1st	Team
Sheldon, Richard	Tug of War	1st	Team

1904

1904 TEAM AT ST. LOUIS, MO.

Athletics (Men)	*Event*	*Place*	*Performance*
Allen, Claude A.	Pole Vault	6th	—
Ashburner, L.	110 meter Hurdles	3rd	2½ meters
Barker, ...	High Jump	5th	—
Billitier, John A.	Stand. Broad Jump	3rd	10' 8⅝"
	Stand. High Jump	4th	—
	Discus Throw	5th	—
Blair. Clyde	60 meters	4th	—
Bonhag, George V.	2500 m. Steeplechase	5th	—
Braun, Ralph	Tug of War	2nd	N.W. St. Louis
Brawley, ...	Marathon	7th	—
Breitkreutz, Emil W. ..	800 meters	3rd	—
Cartmell, Nathaniel J.	100 meters	2nd	2 meters
	200 meters	2nd	2 meters
Castleman, Frank	110 meter Hurdles	4th	—
	200 meter Hurdles	2nd	2 meters
	60 meters	5th	—
Chadwick, Charles*	Hammer Throw	4th	141' 1¼"
	56 lb. Wt. Throw	5th	—
	Shot Put	5th	—
Clark, Ellery	All-Around	6th	2,078 pts.
Coe, William W. Jr. ..	2500 m. Steeplechase	6th	9' 27⅘"
Cohn, Harvey	2500 m. Steeplechase	6th	—
Corey, Albert J.	Marathon	2nd	3:34:14.0
	Team Race (4 mi.)	2nd	N.A.C.A.A.
DeWitt, John R.	Hammer Throw	2nd	164' 8⅝"
Dieges, Charles J.	Tug of War	2nd	N.W. St. Louis TV
Dietzler,**	Tug of War	2nd	N.W. St. Louis TV
Dray, W. R.	Pole Vault	5th	—
Dvorak, Charles E.	Pole Vault	1st	11' 6"
Engelhardt, Fred	Broad Jump	4th	21' 9"
	Hop-Step-Jump	2nd	45' 7½"
Ewry, Ray C.	Stand. Broad Jump	1st	11' 4⅞"
	Stand. High Jump	1st	5' 3"
	Stand. Triple Jump	1st	34' 7½"
Feuerbach, L. E. J.* ..	Shot Put	4th	40' 10⅛"
Field, H. W.	Stand. Broad Jump	4th	10' 5⅜"
Flanagan, John	Discus Throw	4th	119' 10⅝"
	Hammer Throw	1st	168' 1"
	56 lb. Wt. Throw	2nd	33' 4"
Flanagan, P.	Tug of War	1st	Milw. A.A.
Fleming, J. S.	400 meters	6th	—
Frank, Daniel	Broad Jump	2nd	22' 7½"
Friede, H.	Tug of War	3rd	S.W. St. Louis TV
Freymark, ...	High Jump	5th	—
Fuhler, J. W.	Hop-Step-Jump	4th	42' 4⅝"
Greib, John	All-Around	5th	2,199 pts.
Groman, H. C.	400 meters	3rd	1 meter
Gunn, Adam B.	All-Around	2nd	5,907 pts.
Habercorn, C.	Tug of War	3rd	S.W. St. Louis TV
Hahn, Archie	60 meters	1st	7.0 secs.
	100 meters	1st	11.0 secs.
	200 meters	1st	21.6 secs.
Hare,T. Truxton	All-Around	3rd	5,813 pts.

Athletics (Men)	*Event*	*Place*	*Performance*
Hagerman, Percy	Broad Jump	6th	—
	High Jump	6th	—
Hatch, Sidney H.	Marathon	8th	—
	4 mi. Team Race	2nd	Chicago A.A.
Hearn, L. E.	1500 meters	3rd	—
	4 mi. Team Race	2nd	Chicago A.A.
Henneman, C. H.	56 lb. Wt. Throw	4th	30' 1½"
Hicks, Thomas J.	Marathon	1st	3:28:53.0
Hillman, Harry L.	400 meters	1st	49.2 secs.
	200 meter Hurdles	1st	24.6 secs.
	400 meter Hurdles	1st	55.0 secs.
Hogenson, William	60 meters	2nd	2 meters
	100 meters	3rd	—
	200 meters	3rd	—
Holloway, John J.	All-Around	4th	5,273 pts.
Jacobs, H.	Tug of War	3rd	S.W. St. Louis TV
Johnson, S. B.	Shot Put	6th	—
	Tug of War	1st	Milw. A.C.
Jones, Samuel S.	High Jump	1st	5' 11"
	Tug of War	—	N. Y. A.C.
King, Charles M.	Stand. Broad Jump	2nd	10' 9½"
	Stand. Triple Jump	2nd	33' 4"
Kneeland, ...	Marathon	6th	—
Kungler, Frank	Tug of War	3rd	S.W. St. Louis TV
Lightbody, James D...	800 meters	1st	1:56.0
	1500 meters	1st	4:05.4
	2500 m. Steeplechase	1st	7:39.6
	4 mi. Team Race	2nd	Chicago A.A.
McLanahan, Ward	Pole Vault	4th	10' 11⅞"
Magnuson, C.	Tug of War	1st	Milw. A.C.
Mitchell, James	56 lb. Wt. Throw	3rd	33' 2⅞"
	Discus Throw	6th	—
Moulton, Fay R.	60 meters	3rd	—
	100 meters	4th	—
	200 meters	4th	—
Munson, D. C.	1500 meters	4th	—
	4 mi. Team Race	1st	N. Y. A.C.
Newton, Albert L.	2500 m. Steeplechase	3rd	25 meters
	Marathon	3rd	3:47:35.0
	4 mi. Team Race	1st	N. Y. A.C.
Lorz, Fred	Marathon	—	Disqualified
Olson, O. G.	Tug of War	1st	Milw. A.C.
Pilgrim, Paul H.	4 mi. Team Race	1st	N.Y.A.C.
Poage, George C.	200 meter Hurdles	3rd	—
	400 meter Hurdles	3rd	—
	400 meters	6th	—
Prinstein, Myer	Broad Jump	1st	24' 1⅞"
	Hop-Step-Jump	1st	47' 0"
	60 meters	5th	—
	100 meters	5th	—
Robertson, Lawson	Stand. High Jump	3rd	4' 8¾"
Rodenburg, A.	Tug of War	2nd	N.W. St. Louis TV
Rose, C.	Tug of War	2nd	N.W. St. Louis TV
Rose, Ralph W.	Discus Throw	2nd	128' 7½"
	Hammer Throw	3rd	150' 7⅜"
	Shot Put	1st	46' 0"
	56 lb. Wt. Throw	6th	—
Samse, LeRoy	Pole Vault	2nd	11' 3"
Schule, Frederick W. ..	110 meter Hurdles	1st	16.0 secs.
Seiling, W.	Tug of War	2nd	N.W. St. Louis TV
Servis, G. P.	Stand. Triple Jump	4th	31' 10"
	High Jump	2nd	5' 9¾"
Sheridan, Martin J.	Discus Throw	1st	128' 10½"
	Shot Put	4th	42'
Schiedler, Tadeus	110 meter Hurdles	2nd	—
Sicling, H.	Tug of War	3rd	—
Stadler, J. F.	Stand. High Jump	2nd	—
	Stand. Triple Jump	2nd	—
Strangland, Frank	Broad Jump	3rd	—
	Hop-Step-Jump	3rd	—
	Tug of War	3rd	—

1904 TEAM PERSONNEL—Continued

Athletics (Men)	*Event*	*Place*	*Performance*
Theas, C.	Tug of War	3rd	S.W. St. Louis TV
Upshaw, O. T.	Tug of War	3rd	S.W. St. Louis TV
Underwood, George	800 meters	4th	—
	4 mi. Team Race	1st	N. Y. A.C.
Valentine, Howard V.	800 meters	2nd	1 meter
	4 mi. Team Race	1st	N. Y. A.C.
Van Cleve	Broad Jump	5th	—
	Hop-Step-Jump	5th	—
Varnell, G. M.	200 meter Hurdles	4th	—
	400 meter Hurdles	4th	—
Verner, W. Frank	1500 meters	2nd	10 meters
	2500 m. Steeplechase	4th	—
	4 mi. Team Race	2nd	Chicago A.A.
	800 meters	5th	—
Waller, Frank	400 meters	2nd	4 meter
	400 meter Hurdles	2nd	2 meters
Wilkins, L.	Pole Vault	3rd	11' 3"

* Also competed in tug of war. **May be same as Diegos.

Boxing	*Event*	*Place*	*Performance*
Bergen, Sam	Heavyweight	1st	—
Burke, Miles J.	Flyweight (105)	2nd	—
Fagan, James	Lightweight (135)	2nd	—
Finnegan, George V.	Flyweight (105)	1st	—
	Bantamweight(115)	2nd	—
Haller, Frank	Featherweight(125)	2nd	—
Kirk, O. L.	Bantamweight(115)	1st	—
	Featherweight(125)	1st	—
Lydon, Joseph P.	Welterweight (145)	3rd	—
Mayer, Charles	Middleweight(158)	1st	—
	Heavyweight	2nd	—
Spanger, H. J.	Lightweight (135)	1st	—
	Welterweight(145)	2nd	—
Spradley, Ben	Middleweight(158)	2nd	—
Van Horn, R.	Lightweight (135	3rd	—
Young, Albert	Welterweight(145)	1st	—

Fencing	*Event*	*Place*	*Performance*
Carstens, Theodore	Junior Foils	2nd	—
Fox, Arthur G.	Junior Foils	1st	—
	Team Foils	2nd	—
Grebe, William	Sabre	2nd	—
	Singlestick	2nd	—
Holroyde, W. J.	Junior Foils	3rd	—
Scott, W. O'Connor	Singlestick	3rd	—
Tatham, Charles	Duelling Sword	2nd	—
	Senior Foils	3rd	—
	Team Foils	2nd	—
Townsend, Charles	Team Foils	2nd	Intl. F. C.

Golf (Men)	*Event*	*Place*	*Performance*
Egan, Charles C.	Men's Singles	2nd	—

Gymnastics (Men)	*Event*	*Place*	*Performance*
Andelfinger,	All-around Ind.	15th*	—
Bissinger,	All-around Ind.	7th*	—
Bohne,	All-around Ind.	13th*	—
Cassel, Philip	All-around Ind.	11th*	—
	Team 6-Event	1st	—
Duha, John	Parallel Bars	3rd	—
Emmerich, Max	Triathlon #	1st	—
Eyser, George	Long Horse	1st**	—
	All Around	2nd	—
	Rope Climb	1st	—
	Parallel Bars	1st	—
	Horizontal Bar	3rd	—
Glass, Herman	Flying Rings	1st	—
Grieb, John	Triathlon #	2nd	—
	Team 6-Event	1st	—
Gross, T.	All-around Ind.	12th*	—

Gymnastics—Men	*Event*	*Place*	*Performance*
Heida, Anton	Team 6-Event	1st	—
	Long Horse	1st**	—
	All Around	1st	—
	Parallel Bars	2nd	—
	Horizontal Bar	1st**	—
Hennig, E. A.	Club Swinging	1st	—
	Horizontal Bar	1st**	—
Hess, Max	Team 6-Event	1st	—
Krause, Charles	Rope Climb	2nd	—
Lenhardt, Julius	Team 6-Event	1st	—
	All-around Ind.	1st*	— 70.5 Pts.
Mayer, G.	Triathlon #	3rd	—
Mertz, W. A.	Triathlon #	4th	—
	All-around Ind.	10th*	—
	Long Horse	3rd	—
	All-Around	3rd	—
	Flying Rings	2nd	—
Reckeway, Ernst	Team 6-Event	1st	—
Spinnler, Adolf	All-around Ind.	3rd	—
Steffen,	All-around Ind.	6th*	—
Voight, E.	Club Swinging	2nd	—
	Rope Climb	3rd	—
	Flying Rings	3rd	—
Weber, Wilhelm	All-around Ind.	2nd	—
Wilson, R.	Club Swinging	3rd	—

*USA second in team standings.
**Tied for championship.
#USA 1st in three-event competition (100 yard dash, jumping, and shot put).

Rowing	*Event*	*Place*	*Performance*
Abell, L. G.	8-oars w/c (coxn)	1st	7:50.0
Aman, Charles	8-oars (# 3)	2nd	—
Armstrong, C. E.	8-oars w/c (# 5)	1st	7:50.0
Begley, M.	4-oars (stroke)	2nd	—
Cresser, Fred	8-oars w/c (bow)	1st	7:50.0
Dempsey, J. F.	8-oars w/c (#7)	1st	7:50.0
Dietz, George	4-oars (# 3)	1st	9:33.8
Erker, A. C.	4-oars (# 2)	1st	9:53.8
Exley, John O.	8-oars w/c (stroke)	1st	7:50.0
Flanigan, J. S.	8-oars w/c (# 4)	1st	7:50.0
Fromanek, Martin	4-oars (# 2)	2nd	—
Gleason, M. D.	8-oars w/c (# 2)	1st	7:50.0
Greer, Frank B.	Single Sculls	1st	10:08.5
Hoben, John	Double Sculls (bow)	2nd	—
Juvenal, James B.	Single Sculls	2nd	2 lengths
Lott, H. H.	8-oars w/c (# 6)	1st	7:50.0
McLoughlin, James	Double Sculls (str)	2nd	—
Mulcahy, John J. F.	Double Sculls (bow)	1st	10:03.3
Nasse, Albert F.	4-oars (stroke)	1st	9:33.8
Ravanack, Joseph	Double Sculls (str)	1st	—
Schell, Frank A.	8-oars w/c (# 3)	1st	7:50.0
Stockhoff, A. M.	4-oars (bow)	1st	9:33.8
Suerig, Fred	4-oars (bow)	2nd	—
Titus, Constance S.	Single Sculls	3rd	5 lengths
Varley, William M.	Double Sculls (str)	1st	10:03.3
Wells, John	Double Sculls (bow)	3rd	—

NOTE: Eight-oar crew was Vesper Boat Club of Philadelphia.
Winning double sculls crew represented Atlanta Boat Club of New York City. Ravenswood Boat Club of Long Island City was second and the Independent Rowing Club of New Orleans was third.
Winning four-oared shell was that of First Century Club of St. Louis, Mo. The Mound City Rowing Club of St. Louis was second.

Swimming (Men)	*Event*	*Place*	*Performance*
Adams, E. H.	440 Breaststroke	4th	—
	Plunge	2nd	57' 6"
Daniels, Charles M.*	220 Free Style	1st	2:44.2
	50 yd. Free Style	3rd	—
	100 yd. Backstroke	4th	—
	100 yd. Free Style	2nd	—
	440 yd. Free Style	1st	6:16.2
	4x50 yd. Relay	1st	2:04.6

Swimming (Men)	*Event*	*Place*	*Performance*
Dickey, W. E.	Plunge	1st	62' 6"
Gailey, Francis	880 yd. Free Style	2nd	13:23.4
	100 yd. Free Style	4th	—
	440 yd. Free Style	2nd	6:22.0
	1-mile Free Style	3rd	28:54.0
	220 yd. Free Style	2nd	2:46.0
	50 yd. Free Style	4th	—
Goodwin, L. B.*	4x50 yd. Relay	1st	2:04.6
	Plunge	3rd	56' 11⅞"
Handy, H. Jamison	440 yd. Breaststroke	5th	—
Handley, Louis*	4x50 yd. Relay	1st	2:04.6
Kehoe, Frank	High Diving	4th	—
Leary, J. Scott	100 yd. Free Style	3rd	—
	50 yd. Free Style	2nd	28.6 secs.
Ruddy, Joseph A.	4x50 yd. Relay	1st	2:04.6
Sheldon, Dr. G. E.	High Diving	1st	—

* Members of New York A. C.
NOTE—San Francisco was 4th in same relay.

Water Polo	*Event*	*Place*	*Performance*
Bratton, D.	Team	1st	(N.Y.A.C.)
Handley, Louis deB.	Team	1st	(N.Y.A.C.)
Hesser, D.	Team	1st	(N.Y.A.C.)
Goodwin, L. B.	Team	1st	(N.Y.A.C.)
Ruddy, Joseph A.	Team	1st	(N.Y.A.C.)
Stern, J.	Team	1st	(N.Y.A.C.)
Van Cleef, G.	Team	1st	(N.Y.A.C.)
Chicago A. A.*	Team	2nd	—
Missouri*	Team	3rd	—

*No personnel listed.
NOTE—No personnel listed in records. New York defeated Chicago 6-0 in final.

Tennis	*Event*	*Place*	*Performance*
Bell, A. E.	Doubles	2nd	—
Leonard, E. W.	Doubles	1st	—
LeRoy, Robert	Singles	2nd	—
	Doubles	2nd	—
Wright, C. Beals	Singles	1st	—
	Doubles	1st	—

NOTE—Wright defeated LeRoy in singles, 6-4, 6-4. Wright-Leonard defeated LeRoy-Bell in doubles, 6-4, 6-4, 6-2.

Weightlifting	*Event*	*Place*	*Performance*
Kungler, Frank	One-Hand*	3rd	10.0
	Two-Hands**	3rd	68.1 kg.
Osthoff, Otto	One-Hand*	1st	48.0
	Two-Hands**	2nd	84.4 kg.
Winters, Frederick	One-Hand*	2nd	45.0

* Dumbbell. **Barbell.

Wrestling (Free Style)	*Event*	*Place*	*Performance*
Bauers, Gus	Bantamweight(115)	2nd	—
Beckmann, William	*Welterweight(158)	2nd	—
Bradshaw, B. H.	Lightweight(155)	1st	—
Clapper, E. C.	Lightweight(155)	3rd	—
Curry, Robert	Flyweight(105)	1st	—
Erickson, Charles	*Welterweight(158)	1st	—
Heim, John	Flyweight(105)	2nd	—
Hansen, B.	Heavyweight	1st	—
Kungler, Frank	Heavyweight	2nd	—
McLeer, T.	Lightweight(135)	2nd	—
Mehnert, George	Bantamweight(115)	1st	—
Nelson, William L.	Bantamweight(115)	3rd	—
Niflot, I. G.	Featherweight(125)	1st	—
Roehm, O. F.	Lt. Middleweight(145)	1st	—
Strubler, Z. B.	Featherweight(125)	3rd	—
Tesing, R.	Lt. Middleweight(145)	2nd	—
Thiefenthaler, Gus	Flyweight(105)	3rd	—
Warmbold, F. C.	Heavyweight	3rd	—

Wrestling (Free Style)	*Event*	*Place*	*Performance*
Wester, Gus	Featherweight(125)	2nd	—
Winholtz, J.	*Welterweight(145)	3rd	—
Zuhel, G.	Lt. Middleweight(145)	3rd	—

*Sometimes termed light heavyweight in early Olympic competition.

COMPETITION NOT LISTED AS OFFICIAL IN 1904 OLYMPIC GAMES AT ST. LOUIS

Archery (Men)	*Event*	*Place*	*Performance*
Allen, C. D.	Double American	4th	—
Bryant, Philips	Double American	1st	—
	Double York	1st	—
Bryant, Wallace	Double York	4th	—
Frentz, E.	Double York	6th	—
Keys, Ben	Double York	5th	—
McGowan,	Double American	2nd	—
Maxson, L. W.	Double American	5th	—
	Team Round	1st	Potomac A.C.
Scott, T. F.	Double American	3rd	—
Spencer, G. C.	Team Round	1st	Potomac A.C.
Taylor, R. E.	Double American	6th	—
Thompson, Will H.	Double York	3rd	—
	Team Round	1st	Potomac A.C.
Williams, Col. Robert	Double York	2nd	—
	Team Round	1st	Potomac A.C.

NOTE—Cincinnati A. C. placed 2nd, Boston A. A. 3rd, and Chicago A. A. 4th but no team personnel was listed.

Archery (Women)	*Event*	*Place*	*Performance*
Cooke, Mrs. E. C.	Double National	3rd	—
Coolen, Miss E. C.	Double Columbia	2nd	—
Howell, Mrs. M. C.	Double National	1st	—
	Double Columbia	1st	—
	Team Round	1st	Cin. A.C.
Pollock, Mrs. H. C.	Double National	2nd	—
	Double Columbia	3rd	—
	Team Round	1st	Cin. A.C.
Taylor, Miss L.	Double National	6th	—
	Double Columbia	5th	—
	Team Round	1st	Cin. A.C.
Taylor, Miss Mabel	Double National	5th	—
	Double Columbia	6th	—
Woodruff, Mrs. C. S.	Double National	4th	—
	Double Columbia	4th	—
	Team Round	1st	Cin. A.C.

Baseball (Unofficial)
United States teams played exhibition games.

Basketball (Unofficial) Event	*Place*	*Performance*
Buffalo-German YMCA Team	1st	—
Chicago YMCA	2nd	—
New York-Xavier A.A. Team	3rd	—

Cycling (Unofficial)	*Event*	*Place*	*Performance*
Andrews, A. F.	Five miles	3rd	—
	25-miles	2nd	—
Billington, Edward	880 yards	2nd	—
	440 yards	3rd	—
	1/3 mile	3rd	—
	One mile	3rd	—
Downing, Burton	25 miles	1st	1:10:55.4
	880 yards	3rd	—
	440 yards	2nd	—
	Two miles	1st	4:37.6
	5 miles	1st	—
	1/3 mile	1st	—
Goerke, Oscar	Two miles	2nd	—
Hurley, Marcus	One mile	2nd	—
	Two miles	3rd	—
	1/3 mile	2nd	—
	880 yards	3rd	—
	440 yards	3rd	—

1904 TEAM PERSONNEL—Continued

Cycling	*Event*	*Place*	*Performance*
Schlee, Charles	5 miles	1st	13.08.2
Wiley, G.	5 miles	2nd	—
	25 miles	3rd	—

LaCrosse (Unofficial)	*Event*	*Place*	*Performance*

St. Louis A.A.A. team lost to Winnipeg, Canada, Shamrocks, 12-8.

Rogue (Unofficial)	*Event*	*Place*	*Performance*
Brown, D. C.	Individual	3rd	W-5, L-3
Jacobus, Charles	Individual	1st	W-5, L-1
Streeter, S. O.	Individual	2nd	W-4, L-2

Rowing (unofficial)	*Event*	*Place*	*Performance*
Duffield, Divie B.	Assn. Singles	1st	10:08.75
Funsel, Fred	Assn. Singles	3rd	—
Lloyd, George	Assn. Singles	2nd	—
Shepherd, Frederick	Inter. Singles	1st	10:30
Ten Eyck, J. A.	Inter. Singles	3rd	—
Veseley, Frank	Assn. Singles	2nd	—
Ravenswood	Inter Double Sculls	1st	10:05.25
Pensacola	Inter. Double Sculls	2nd	—
St. Louis Rowing Club	Inter. Double Sculls	3rd	—
Sewanthaka Club	Inter. Pairs	1st	11:05
Century Club	Inter. Pairs	2nd	—
Western Rowing Club	Inter. Pairs	3rd	—
Sewanthaka Club	Senior Pairs	1st	10:57.0
Atlanta	Senior Pairs	2nd	—
Western Rowing Club	Senior Pairs	3rd	—
Century Club	Senior Intl. Fours	1st	—
Western Club	Senior Intl. Fours	2nd	—
Independent	Senior Intl. Fours	3rd	—

1906

PERSONNEL OF 1906 UNITED STATES TEAM AT UNOFFICIAL OLYMPIC GAMES IN ATHENS, GREECE

Athletics (Men)	*Event*	*Place*	*Performance*
Bacon, Charles J.	400 meters	5th	—
	800 meters	6th	—
Bonhag, George V.	1500 meters	5th	—
	5 miles	4th	—
	1500 meter Walk	1st	7:12.6
Cohn, Harvey	5 miles	—	—
Connolly, Francis	Broad Jump	—	17' 4-1/16"
	Stand. High Jump	6th	4' 2-3/16"
Connolly, James	Broad Jump	—	—
Cronan, Thomas F.	Broad Jump	6th	20' 3-9/16"
	Hop-Step-Jump	3rd	44' 11⅜"
Eaton, W. D.	100 meters	4th	5 meters
Edgren, Robert	Weights	—	—
Ewry, Ray C.	Stand. Broad Jump	1st	10' 10"
	Stand. High Jump	1st	5' 1⅝"
Forshaw, J.	Marathon	12th	—
Frank, Will	Marathon	3rd	3:00:46.8
Friend, Hugo	110 meter Hurdles	4th	Close
	Broad Jump	3rd	22' 10"
Glover, E. C.	Pole Vault	3rd	11' 0"
Hahn, Archie	100 meters	1st	11.2
Hillman, Harry	400 meters	4th	—
Kerrigan, H. W.	Stand. Broad Jump	—	—
	High Jump	3rd	Tied at 5' 7⅞"
Leavitt, R. G.	110 meter Hurdles	1st	16.2 secs.
Lightbody, James	800 meters	2nd	½ meter
	1500 meters	1st	4:12.0
	400 meters	—	Lost in semis.
Mitchell, J. S.	Weights	—	Injured
Moulton, F. R.	100 meters	2nd	1 meter
	400 meters	6th	—
Parsons, E.	800 meters	—	In finals
Pilgrim, Paul	400 meters	1st	53.2 secs.
	800 meters	1st	2:01.5

Athletics (Men)	*Event*	*Place*	*Performance*
Prinstein, Myer	100 meters	—	Withdraw in semis.
	Broad Jump	1st	23' 7½"
	Hop-Step-Jump	—	46' 5⅛"
Quetyreze, G. H.	Sprints	—	—
Robertson, Lawson	100 meters	5th	—
	400 meters	—	Lost in semis.
	Stand. Broad Jump	3rd	10' 1-16"
	Pentathlon	5th	—
	Stand. High Jump	2nd	Tied at 4' 7½"
Sheridan, Martin	Stand. Broad Jump	2nd	10' 1⅛"
	Stand. High Jump	2nd	Tied at 4' 7½"
	Discus Throw	1st	137' 6-1/2"
	56 lb. Weight	2nd	6'2" 4-4/5"
	Shot Put	1st	46' 4-4/5"
Shick, W. A.	100 meters	—	Lost in semis.
Sullivan, James P.	1500 meters	5th	—
Spring, Michael	Marathon	—	—

Swimming (Men)	*Event*	*Place*	*Performance*
Bornemann, F. A.	Diving	—	—
Daniels, Charles M.	100 meter F.S.	1st	1:13.4

Wrestling	*Event*	*Place*	*Performance*
Niflot, I.	Free Style	—	—
Sullivan, D. A.*	Free Style	—	—

* Also entered in Pentathlon.

1908

1908 TEAM AT LONDON, ENGLAND

Athletics (Men)	*Event*	*Place*	*Performance*
Adams, Platt	Stand. Broad Jump	5th	46' 2"
	Hop-Step-Jump	—	4' 10"
	Stand. High Jump	—	Lost in semis.
Atlee, J. C.	400 meters	—	Lost in semis.
Bacon, Charles J.	400 meter Hurdles	1st	55.0 secs.
Beard, C. B.	800 meters	8th	—
Bellah, Sam H.	Broad Jump	—	—
	Pole Vault	—	Tied at 11' 6"
	Hop-Step-Jump	—	—
Bellars, Frederick G.	5 mile Race	8th	—
Biller, John A.	Stand. Broad Jump	4th	10' 6¼"
	Stand. High Jump	2nd	Tied at 5' 1"
Bonhag, George V.	3200 m. Steeplechase	—	Lost in 5 mile Team Race
	5 mile Team Race	2nd*	(10th—15:05.0)
Brennan, J. J.	Broad Jump	5th	22' 6¾"
	Hop-Step-Jump	—	—
Bromilow, Joseph	800 meters	—	Lost in trials
Burroughs, W. J.	Discus Throw (F.S.)	—	—
	Discus Throw (G.S.)	—	—
	Tug of War	—	—
Carr, F. C.	3200 m. Steeplechase	—	Lost in trials
	5 mile Race	—	Lost in trials
Cartmell, Nathaniel	100 meters	4th	—
	200 meters	3rd	—
	1600 meter Relay	1st	3:29.4
Cloughan, Robert	100 meters	—	Lost in trials
	200 meters	2nd	1 meter
Carpenter, T. C.	400 meters	—	In finals**
Cohn, W. Harvey	3 mile Team Race	2nd*	(12th—20.2
Coe, William W. Jr.	Shot Put	4th	42' 10½"
	Tug of War	—	—
Coe, H. L.	800 meters	—	Lost in trials
	1500 meters	—	Lost in trials
	400 meter Hurdles	—	Lost in semis
Cooke, Edward T. Jr.	Broad Jump	4th	23' 10½"
	Pole Vault	1st	Tied at 12' 2"
Dearborn, A. K.	Tug of War	—	—
	Discus Throw (F.S.)	5th	126' 4½"
	Discus Throw (G.S.)	4th	116' 11½"
DeSelding, F. M.	400 meters	—	Lost in trials

Athletics (Men)	*Event*	*Place*	*Performance*
Dull, G. A.	3200 m. Steeplechase	—	Lost in trials
	5 mile Team Race	2nd*	(10th—15:27)
Eisele, J. L.	3200 m. Steeplechase	3rd	20 meters
	5 mile Team Race	2nd*	(4th—14:41.8)
Ewry, Ray	Stand. Broad Jump	1st	10' 11¼"
	Stand. High Jump	1st	5' 2"
Flanagan, John J.	Hammer Throw	1st	170' 4¼"
	Discus Throw (F.S.)	—	—
	Tug of War	—	—
Forshaw, Joseph	Marathon	3rd	2:57:10.4
French, C. M.	800 meters	—	Lost in trials
Garrels, John C.	110 meter Hurdles	2nd	5 meters
	Shot Put	3rd	43' 3"
	Discus Throw (F.S.)	—	—
	Discus Throw (G.S.)	—	—
Gidney, H. A.	High Jump	5th	Tied at 6' 1"
Giffin, M. H.	Discus Throw (F.S.)	2nd	133' 6½"
Gilbert, Albert C.	Pole Vault	1st	Tied at 12' 2"
Gillis, Simon P.	Hammer Throw	7th	149' 6½"
	Discus Throw (F.S.)	—	—
Hall, C. L.	3200 m. Steeplechase	—	Lost in trials
Halstead, J. P.	800 meters	6th	—
	1500 meters	—	Lost in semis.
Hamilton, W. F.	100 meters	—	Lost in semis.
	200 meters	—	Lost in semis.
	1600 meter Relay	1st	3:29.4
Hatch, S. M.	Marathon	14th	3:17:52.4
Hayes, Johnny	Marathon	1st	2:55:18.4
Hillman, Harry L.	400 meter Hurdles	2nd	1 meter
Holmes, F. L.	Stand. Broad Jump	—	—
	Stand. High Jump	4th	5' 0"
Horr, M. F. "Bill"	Hammer Throw	6th	154' 0¼"
	Discus Throw (F.S.)	3rd	129' 7½"
	Discus Throw (G.S.)	2nd	122' 5½"
	Tug of War	—	—
Howe, V.	110 meter Hurdles	—	Lost in semis.
Huff, H. J.	100 meters	—	Lost in semis.
	200 meters	—	Lost in semis.
Irons, Frank C.	Broad Jump	1st	24' 6½"
	Stand. Broad Jump	—	—
	Stand. High Jump	—	4' 8"
Jacobs, C. S.	Pole Vault	3rd	Tied at 11' 9"
Jones, L. P.	100 meters	—	Lost in trials
Kelly, Daniel J.	Broad Jump	2nd	23' 3⅛"
Kirafly, E. G.	100 meters	—	Lost in trials
Lightbody, James D.	800 meters	—	Lost in trials
	1500 meters	—	Lost in trials
	3200 m. Steeplechase	—	Lost in trials
McGrath, Matt. J.	Hammer Throw	2nd	167' 11"
	Tug of War	—	—
May, W. W.	100 meters	—	Lost in semis.
Merriam, Ned A.	400 meters	—	Lost in semis.
Moffitt, T.	High Jump	5th	Tied at 6' 1"
Morrissey, Thomas P.	Marathon	—	Did not finish
Mount Pleasant, F.	Broad Jump	—	—
	Hop-Step-Jump	6th	43' 10"
Muenz, S.	Stand. Broad Jump	—	—
O'Connell, J. F.	Broad Jump	—	—
Patterson, J. Neil	High Jump	7th	6' 0"
Pilgrim, Paul A.	400 meters	—	Lost in trials
Porter, Harry F.	High Jump	1st	6' 3"
Prout, W. C.	400 meters	—	Lost in semis.
Rainey, H. P.(Ramey)	400 meters	—	Lost in semis.
	800 meters	—	Lost in trials
Rand, W. M.	110 meter Hurdles	4th	5½ meters
Rector, James A.	100 meters	2nd	1 meter
Riley, Frank H.	1500 meters	—	Lost in trials
Robbins, W. C.	400 meters	—	In finals**
Robertson, Lawson	100 meters	—	Lost in semis.
	200 meters	—	Lost in trials
	Stand. High Jump	—	—
Rose, Ralph	Shot Put	1st	46' 7½"
	Tug of War	—	—
	Discus Throw (G.S.)	—	—

Athletics (Men)	*Event*	*Place*	*Performance*
Ryan, M. J.	Marathon	—	Did not finish
Shaw, Arthur B.	110 meter Hurdles	3rd	5 meters
Sheehan, F. P.	800 meters	—	Lost in trials
Sheppard, Mel	800 meters	1st	1:52.8
	1500 meters	1st	4:03.4
	1600 meter Relay	1st	3:29.4
Sheridan, Martin J.	Stand. Broad Jump	3rd	10' 7"
	Hop-Step-Jump	—	—
	Stand. High Jump	—	—
	Discus Throw(G.S.)	1st	124' 8"
	Discus Throw(F.S.)	1st	134' 2"
	Tug of War	—	—
Sherman, D. R. Ben	100 meters	—	Lost in semis.
	200 meters	—	Lost in semis.
	Hop-Step-Jump	—	—
Spitzer, R. A.	3200 m. Steeplechase	—	Lost in trials
Stevens, L. B.	100 meters	—	Lost in semis.
Smithson, Forrest C.	110 meter Hurdles	1st	15.0 secs.
Sullivan, James P.	1500 meters	7th	—
Tillbrt, Lee J.	Hammer Throw	5th	157' 0¼"
	Tug of War	—	—
	Discus Throw(F.S.)	—	—
	Discus Throw(G.S.)	—	—
	400 meters	—	In finals**
Taylor, J. B.	1600 meter Relay	1st	3:29.4
Tewanima, Louis	Marathon	9th	3:09:15.
Trube, Herbert L.	5 mile Team Race	2nd*	(9th—15:11)
Welton, A. R.	Marathon	4th	2:59:44.4

* U. S. A. was 2nd (individual positions shown in parentheses). **Original final race was ruled no contest on alleged fouling by American runner; all American finalists withdrew from re-run, allowing walk-over by champion.

* * *

NOTE—The following athletes were entered but through varying circumstances were not able to participate.

Athletics (Men)	*Event*	*Place*	*Performance*
Allen, C. P.	Pole Vault		
Amour, J. T.	3 mile Team Race		
	5 mile Race		
Blankenagel, J. C.	1500 meters		
Haggard, B.	Pole Vault		
Halligan, A.	110 meter Hurdles		
Jackson, T. M.	Pole Vault		
Lee, J. J.	Marathon		
Lorz, F.	Marathon		
Mahoney, Jeremiah T.	Broad Jump		
	High Jump		
Mercer, E. C.	Pole Vault		
Miller, H.	High Jump		
Narwick, F. J.	110 meter Hurdles		
O'Mara, W.	Marathon		
Parker, H.	Pole Vault		
Schommer, John	Broad Jump		
	High Jump		
	Shot Put		
Sherman, N. A.			
Sherman, B. F.			
	Hammer Throw		
	Tug of War		
Stephenson, B. T.	Broad Jump		
	High Jump		
	Shot Put		
	Tug of War		
Thibeau, A.	Marathon		
Witham, J. D.	100 meters		
	200 meters		
Wood, W.	Marathon		
Young, A. C.	3200 m. Steeplechase		
	5 mile Race		
	3 mile Team Race		

Archery	*Event*	*Place*	*Performance*
Beyant, Wallace	York Round	[illegible]	[illegible]
	Continental Round	[illegible]	[illegible]
Richardson, H. B.	York Round	[illegible]	[illegible]

1908 TEAM PERSONNEL—Continued

Cycling (Men)	*Event*	*Place*	*Performance*
Cameron, C. G.	660 yards	—	Lost in semis.
	1000 meters	—	Lost in semis.
	20 Kilometers	—	Lost in trials
Hill, F.	1000 meters	—Did not compete	
Van den Dries, W.	660 yards	—Did not compete	
	1000 meters	—Did not compete	
Weintz, L. J.	660 yards	—Did not compete	
	1000 meters	—	—
	20 Kilometers	4th	—
	100 Kilometers	—	—

Figure Skating (Men)	*Event*	*Place*	*Performance*
Brokaw, ...	Solo	6th	—

Shooting (Men)	*Event*	*Place*	*Performance*
Adams, S. B.	Rifle	Did not compete	
Axtell, C. S.	Team Pistol-Revolver	1st	468
	Indv. Pistol 50 yds.	4th	480
Benedict, Capt. C. S. ..	Team Rifle	1st	407
	1000 meter Indv.	15th	Tied with 88
Calkins, Dr. I. R.	Team Pistol-Revolver	1st	473
	Indv. Pistol 50 yds.	8th	457
Casey, Capt. K. K. V.	Team Rifle	1st	423
	1000 meter Indv.	2nd	93
Dietz, John A.	Team Pistol-Revolver	1st	462
	Indv. Pistol 50 yds.	9th	453
Eastman, Corp. Al	Team Rifle	1st	412
	1000 meter Indv.	15th	Tied with 88
Gorman, J. E.	Team Pistol-Revolver	1st	501
	Indv. Pistol 50 yds.	3rd	485
Green, E. A.	1000 m. Rifle Indv.	25th	91
	300 meters Indv.	16th	792
Hatch, L. F.	Rifle	No entry recorded	
Hession, J. W.	1000 m. Rifle Indv.	25th	84
	300 m. Rifle Indv.	29th	746
Jeffers, Sgt. C. J.	1000 m. Rifle Indv.	15th	88
LeBoutillier, T.	Indv. Pistol 50 yds.	20th	436
Leushner, Sgt. Wm. F.	Team Rifle	1st	430
	1000 meter Indv.	11th	89
Litchfield, E. H.	Rifle	No entry recorded	
Martin, Maj. W. B.	Team Rifle	1st	430
Sayer, Dr. R. H.	Indv. Pistol 50 yds.	22nd	450
Simon, Lt. H. E.	1000 m. Rifle Indv.	19th	86
	300 meter Indv.	2nd	887
Taynter, C. F.	Rifle	No entry recorded	
Winans, Walter	Indv. Pistol 50 yds.	39th	368
	Min. Rifle (disap.)*	19th	30
	Min. Rifle (mov.)*	10th	13
	Running Deer (single)***	6th	Tied with 21
	Running Deer (double)***	1st	46
Winder, Maj. C. B.	Team Rifle	1st	429
	1000 meter Indv.	16th	87

* Miniature rifle (disappearing and moving targets at 25 yards).
**Rifle, single and double shots.

Swimming (Men)	*Event*	*Place*	*Performance*
Bornemann, F. H.	Diving	No entry recorded	
Daniels, Charles M.	100 meters	1st	1:05.6
	800 meter Relay	3rd	11:02.8
Foster, R. B.	100 meters	—	Lost in trials
Gaidzik, George W. ..	Fancy Diving	3rd	80.8 Pts.
	High Diving	5th	56.50 Pts.
Grote, H. C.	Fancy Diving	—	Lost in trials
	High Diving	—	Lost in semis.
Goessling, A. M.	100 m. Backstroke	—	Lost in trials
	200 m. Breaststroke	—	Lost in trials
Goodwin, L. "Budd" ..	400 meter Free Style	—	Lost in trials
	800 meter Relay	3rd	11:02.8
Greene, J. B.	1500 meter Free Style	—	Lost in trials

Swimming (Men)	*Event*	*Place*	*Performance*
Hebner, Harry J.	100 meter Free Style	—	Lost in semis.
	800 meter Relay	3rd	11:02.8
Rich, L. G.	100 meter Free Style	4th	—
	800 meter Relay	3rd	11:02.8
Trubenach, C. D.	100 meter Free Style	—	Lost in trials
	400 meter Free Style	—	Lost in trials

Tennis (Men)	*Event*	*Place*	*Performance*
Gould, Jay	Singles	1st	—
Sands, C. C.	Singles	—	Lost 1st rd.

Wrestling (free style) (Men)	*Event*	*Place*	*Performance*
Dole, George S.	Featherweight	1st	—
Krug, J. H.	Lightweight	—	Lost in 2d rd.
Mehnert, George N. ..	Buntamweight	1st	—
Nargaines, F.	Middleweight	—	Lost in 2d rd.
Talbot, L. J.	Heavyweight	—	Lost in 1st rd.

1912

1912 TEAM AT STOCKHOLM, SWEDEN

Athletics (Men)	*Event*	*Place*	*Performance*
Adams, Benjamin W.	Stand. High Jump	2nd	5' 3"
	Stand. Broad Jump	3rd	10' 9-1/2"
Adams, Platt	Stand. High Jump	1st	5' 4½"
	Stand. Broad Jump	2nd	11' 0-2/5"
	Hop-Step-Jump	5th	46' 2-7/10"
Allen, Fred H.	Broad Jump	6th	22' 9-1/5"
Anderson, Lewis R.	500 meter Run	—	Elim. in trials
Babcock, Harry S.	Pole Vault	1st	12' 11½"
	Decathlon		Unplaced
Bellah, Sam H.	Pole Vault	7th	12' 3-3/5"
Beloit, Frank V.	100 meter Dash	5th	—
	Stand. High Jump	—	Unplaced in finals
	400 meter Relay	—	USA disqualified 2nd.
Berna, Tel S.	5000 meter Run	5th	—
	3000 m. Team Race*	1st	8:44.6
Blanchard, Vaughn S. ..	110 meter Hurdles	—	Elim. 2d rd.
Bonhag, George V.	5000 meter Run	4th	10 m. behind
	3000 m. Team Race*	5th	9:46.6
Brickley, Charles E. ..	Hop-Step-Jump	9th	45' 6-9/20"
Brundage, Avery	Discus Throw	22nd	—
	Pentathlon	5th	—
	Decathlon	14th	—
Burdick, Jervis W.	High Jump	—	Elim. in trials
Byrd, Richard L.	Stand. High Jump	4th	Tied at 5' 3"
	Stand. Broad Jump	8th	10' 2-4/5"
	Discus Throw	2nd	142' 1½"
	(2 hds.)	17th	—
Caldwell, Daniel S.	800 meter Run	5th	1:52.3
Case, John R.	110 meter Hurdles	4th	15.4
Childs, Clarence C.	Hammer Throw	3rd	158' 0-9/20"
Chisholm, George A.	110 meter Hurdles	—	Elim. 2d rd.
Cooke, Carl C.	200 meter Dash	—	Elim. 2d rd.
	400 meter Relay	—	USA disqualified 2nd.
Courtney, J. Ira	100 meter Dash	—	Elim. 2d rd.
	200 meter Dash	—	Elim. 2d rd.
	400 meter Relay	—	USA disqualified 2nd.
Coyle, Frank J.	Pole Vault	8th	Tied at 11' 11-3/4"
Craig, Ralph C.	100 meter Dash	1st	10.8
	200 meter Dash	1st	21.7
Davenport, Ira N.	400 meter Dash	—	Elim. 2d rd.
	800 meter Run	3rd	1:52.0
Donahue, James J.	Pentathlon	2nd	5,473.865
	Decathlon	4th	7,083.450
DeMar, Clarence H.	Marathon	12th	2:50:46.6
Drew, Howard P.	100 meter Dash	—	Injured, withdrew finals

Athletics (Men)	*Event*	*Place*	*Performance*
Dukes, Gordon Bennett	Pole Vault	8th	Tied at 11' 11¾"
Duncan, James H.	Discus Throw	3rd	138' 8⅝"
	Discus Throw (2 hds.)	5th	233' 4-2/5"
Edmondson, Clarence S.	400 meter Dash	—	Elim. 2d rd.
	800 meter Run	6th	—
Eller, John J.	110 meter Hurdles	—	Elim. 2d rd.
	Pentathlon	—	Unplaced
Enright, Harold B.	High Jump	—	Elim. in trials
Erickson, Egon R.	High Jump	4th	Tied at 6' 1"
Erxleben, Joseph	Marathon	8th	2:45:47.2
Farrell, E.	Broad Jump	12th	22' 0-3/20"
	Hop-Step-Jump	13th	—
Fitzgerald, Edward J. ..	5000 meter Run	—	Elim. in trials
Fletcher, F.	Stand. High Jump	—	Unplaced in finals
	Stand. Broad Jump	9th	10' 2-9/20"
Forshaw, Jr., Jr.	Marathon	10th	2:47:49.4
Fritz, William H., Jr.	Pole Vault	8th	Tied at 11' 11¾"
Gallagher, John J. Jr.,	Marathon	7th	2:44:19.4
Gerhardt, Peter C.	100 meter Dash	—	Elim. 2d rd.
	200 meter Dash	—	Elim. 2d rd.
Gillis, Simon P.P.	Hammer Throw	—	No record competition
Goehring, Leo	Stand. High Jump	4th	Tied at 6' 11-1/20"
	Stand. Broad Jump	5th	Tied at 10' 3-5/5"
Grumplet, Harry	High Jump	6th	Tied at 6' 1½"
Gutterson, Albert L. ..	Broad Jump	1st	24' 11¾"
Haff, Carroll H. B.	400 meter Dash	5th	49.5
Halpin, Thomas J.	800 meter Run	—	Elim. 1st rd.
Hawkins, Martin W.	110 meter Hurdles	3rd	15.3
Hedlund, Oscar F.	1500 meter Run	—	Unplaced in finals
Heiland, Harold W.	100 meter Dash	—	Elim. 1st rd.
	200 meter Dash	—	Elim. 1st rd.
Hellawell, Harry H.	10,000 meter Run	—	Elim. in trials
	Cross Country	12th	48:12.0
Holden, Harland W.	800 meter Run	—	Elim. 2d rd.
Horine, George L.	High Jump	3rd	6' 2-2/5"
Irons, Francis C.	Broad Jump	9th	23' 5-7/10"
Johnstone, John O.	High Jump	6th	Tied at 6' 1½"
Jones, John Paul	1500 meter Run	4th	3:57.2
Kaiser, Frederick H.	10,000 meter Walk	—	Disqualified in finals
Kelly, Fred W.	110 meter Hurdles	1st	15.1
Kiviat, Abel R.	1500 meter Run	2nd	3:56.9
	5000 m. Team Race*	—	On team, but unplaced
Kramer, William J.	10,000 meter Run	—	Elim. in trials
Lang, L. C.	Sprints	—	No record competition
Lilley, Thomas H.	Marathon	18th	2:59:35.4
Lindberg, Edward F. ..	400 meter Dash	3rd	48.4
	1600 meter Relay**	1st	USA time 3:16.6
Lippincott, Donald F.	100 meter Dash	3rd	1 meter
	200 meter Dash	2nd	21.8
McClure, Walter	800 meter Run	—	Elim. 1st rd.
	1500 meter Run	—	Unplaced in finals
McCurdy, Wallace M. ..	5000 meter Run	—	Elim. in trials
McDonald Patrick J. ..	Shot Put	1st	50' 4"
	Shot Put (2 hds.)	2nd	90' 5-17/20"
McGrath, Matt J.	Hammer Throw	1st	179' 7⅛"
Madeira, L. C., III	1500 meter Run	—	Unplaced in finals
Maguire, H. F.	10,000 meter Run	—	Unplaced in finals
Menaul, James A.	Pentathlon	4th	—

Athletics (Men)	*Event*	*Place*	*Performance*
Mercer, Dr. E. LeRoy	Broad Jump	5th	22' 10-4/10"
	Decathlon	6th	7,074.995
Meredith, James Ted ..	400 meters	4th	49.2
	800 meters	1st	1:51.9
	1600 meter Relay**	1st	USA time 3:16.6
Meyer, Alvah T.	100 meter Dash	2nd	½ meter
	200 meter Dash	—	Elim. 2d rd.
Mucks, Arlie M.	Discus Throw	6th	134' 3-2/5"
	Discus Throw (2 hds.)	15th	—
Muller, Emil J.	Discus Throw	12th	129' 1-1/5"
	Discus Throw (2 hds.)	5th	228' 5-7/20"
Murphy, Frank D.	Pole Vault	4th	Tied at 12' 3-5/5"
Nelson, Frank T.	Pole Vault	2nd	Tied at 12' 7½"
Nicholson, Joseph P. ..	100 meter Hurdles	6th	Fell at finish
Oler, Wesley M., Jr. ..	High Jump	—	Elim. in trials
Patterson, N. J.	1500 meter Run	—	Elim. in trials
Philbrook, George W. ..	Discus Throw	7th	134' 3"
	Shot Put	5th	43' 0-9/10"
	Decathlon	12th	—
Piggott, Richard F.	Marathon	9th	2:46:40.7
Pritchard, Edwin M.	110 meter Hurdles	—	Elim. 2d rd.
Putnam, Herbert N.	1500 meter Run	8th	—
	3000 meter Steeplechase	5th	Elim. in trials
Reidpath, Charles D. ..	400 meter Dash	1st	48.2
	1600 meter Relay**	1st	USA time 3:16.6
Renz, Edward	10,000 meter Walk	—	Elim. in trials
Reynolds, John James ..	Marathon	—	Unplaced
Richards, Alma W.	High Jump	1st	6' 4"
Rose, Ralph W.	Discus Throw	11th	130' 1"
	Hammer Throw	9th	139' 8-7/20"
	Shot Put	2nd	50' 0-2/5"
	Shot Put (2 hds.)	1st	90' 10⅝"
Rosenberger, James M.	400 meter Dash	—	Elim. 2d rd.
Ryan, Michael J.	Marathon	—	Unplaced
Schwartz, Sam	10,000 meter Walk	—	Elim. in trials
Scott, Henry Louis	5000 meter Run	7th	—
	10,000 meter Run	—	Unplaced in finals
	Cross Country	24th	53:55.4
Reynolds, John James ..	1500 meters Team Race*	—	4th in race
Sheppard, Melvin W. ..	400 meter Dash	—	Elim. 2d rd.
	800 meter Run	2nd	1:52.0
	1500 meter Run	6th	—
	1600 meter Relay**	1st	USA time 3:16.6
Sherman, B. F.	Hammer Throw	12th	2:7-2/20"
Smith, Harry J.	Marathon	17th	2:52:53.8
Sockalexis, Andrew ...	Marathon	4th	2:42:07.9
Strobino, Gaston	Marathon	3rd	2:38:42.4
Taber, Norman S.	1500 meter Run	3rd	3:56.9
	2000 m. Team Race*	3rd	8:45.2
Tewanima, Louis	Marathon	16th	2:52:41.4
	10,000 meter Run	2nd	32:06.6
Thomas, Rupert B.	100 meter Dash	—	Elim. 2d rd.
Thorpe, James	High Jump	***4th	Tied at 6' 1"
	Broad Jump	***7th	22' 7½"
	Pentathlon	***1st	—
	Decathlon	***1st	8,412.955
Voellmeke, Alfred	10,000 meter Walk	—	Elim. in trials
Wendell, James I.	110 meter Hurdles	2nd	15.2
Whitney, Lawrence A.	Discus Throw	10th	132' 5"
	Shot Put	3rd	47' 5-1/2"
	Shot Put (2 hds.)	3rd	87' 3-1/5"
Wkoff, Garnett M.	5000 meter Run	—	Elim. in trials
Wilson, Clement P.	100 meter Dash	—	Elim. 2d rd.
	200 meter Dash	—	Elim. 2d rd.
	400 meter Relay	—	USA disqualified 2nd.
Worthington, Harry T.	Broad Jump	—	—

1912 TEAM PERSONNEL—Continued

Athletics (Men)	*Event*	*Place*	*Performance*
Wright, Marc S.	Pole Vault	2nd	Tied at 12' 7½"
Young, Donnell B.	200 meter Dash	6th	—
	400 meter Dash	—	Elim., 2d rd.
Ziegler, W.	Hammer Throw	—	No record competition

* U. S. A won 3,000 meter team race with 9 points.
** U. S. A. won 1600 meter relay in 3:16.6.
*** Later deprived of placings on charges of violating amateur rule.
# No record of entry. Note: Gillis of Canada placed in this event.

Cycling	*Event*	*Place*	*Performance*
Becht, John	Road Race*	28th	11:35:04.8
Kopsky, Joseph	Road Race*	20th	11:27:06.0
Krushel, Al	Road Race*	13th	11:17:30.2
Loftes, Alvin	Road Race*	11th	11:13:51.5
Martin, W. C.	Road Race*	17th	11:23:55.2
Meissner, Frank	Road Race*	70th	12:09:09.0
Pike, Jesse	Road Race*	54th	12:06:21.6
Schutte, Carl	Road Race*	3rd	10:52:38.8
Steinert, Jerome	Road Race*	56th	12:08:12.5

* U. S. A. finished third in team standings.
NOTE—Records show that W. L. Pofahl and G. F. Norgauer, both of whom did not finish race, were listed as "American" entries but were not on official roster.

Fencing	*Event*	*Place*	*Performance*
Bowman, William L. ..	Foils	—	Elim. 1st rd.
	Epee	—	Elim. 3rd rd.
Breckenridge, Dr. S. D.	Foils	—	Elim. 2d rd.
	Epee	—	Elim. 1st rd.
Breed, George H.	Foils	—	Elim. 1st rd.
	Epee	—	Elim. 2d rd.
Gignoux, Dr. John E.	Foils	—	Elim. 1st rd.
	Epee	—	Elim. 1st rd.
Hall, Sherman	Foils	—	Elim. 3rd rd.
	Epee	—	Elim. 1st rd.
Hammond, Dr. G. M.	Foils	—	Elim. 1st rd.
	Epee	—	Elim. 1st rd.
Larimer, Lt. Marc W.	Foils	—	Elim. 2d rd.
	Epee	—	Elim. 1st rd.
McLoughlin, John A ..	Foils	—	Elim. 1st rd.
	Epee	—	Elim. 1st rd.
Moore, James M.	Foils	—	Elim. 1st rd.
Post, A. V. Z.*	Foils	—	Elim. 2d rd.
	Epee	—	Elim. 2d rd.
	Sabre	—	Elim. 2d rd.
Rayner, Col. Harold M.	Foils	—	Elim. 2d rd.
Sauer, A. E.	Foils	—	Elim. 1st rd.
	Epee	—	Elim. 1st rd.
	Sabre	—	Elim. 2d rd.
Schenk, Frederick	Epee	—	Elim. 2d rd.

*Competed for Cuba in 1904.

Equestrian (Riding)	*Event*	*Place*	*Performance*
Graham, Lt. E. R.	Military*	11th	Ind. Comp.
Henry, Capt. Guy V. ..	Military*	10th	Ind. Comp.
	Prize Riding	15th	Ind. Comp.
	Prize Jumping*	—	—
Lear, Lt. Ben Jr.	Military*	6th	Ind. Comp.
	Prize Jumping	—	—
Montgomery, Lt. J. C.	Military*	8th	Ind. Comp.
	Prize Riding	20th	Ind. Comp.
	Prize Jumping*	—	—

* U. S. A. was third in team standings in military and fourth in prize jumping events.

Shooting (Rifle Team)	*Event*	*Place*	*Score*
Adams, Sgt. Harry L.	Team Rifle*	1st	283
	Ind. Ar. Rfl. 300 m. 12th		89
	Ind. Ar. Rfl. 600 m. 12th		86
	Ind. Intl. Target	28th	903
Anderson, Edward L. ..	Min. Rifle 50 m.	23rd	185 Indv.
	Min. Rifle 25 m.	16th	208 Indv.

Shooting (Rifle)	*Event*	*Place*	*Score*
Bartlett, Ens. H. T.	Ind. Ar. Rfl. 600 m.	19th	83
	Ind. Ar. Rfl. 300 m.	9th	90
	Ind. Intl. Target	36th	884
Briggs, Capt. Allan L.	Team Rifle*	1st	285
	Ind. Ar. Rfl. 300 m.	25th	85
	Ind. Intl. Target	35th	888
Burdette, Capt. C. L. ..	Team Rifle*	1st	288
	Ind. Ar. Rfl. 600 m.	8th	87
	Ind. Ar. Rfl. 300 m.	52nd	75
	Ind. Intl. Target	21st	912
Hird, Capt. Fred S.	Ind. Ar. Rfl. 600 m.	26th	84
	Ind. Ar. Rfl. 300 m.	28th	84
	Ind. Intl. Target	58th	875
	Min. Rifle 50 m.		
	Team*	3rd	185
	Min. Rifle 50 m.		194
	Indv.	1st	
	Min. Rifle 25 m.	3rd	227
	Team*		
	Min. Rifle 25 m.		221
	Indv.	8th	
Jackson, Sgt. John E. ..	Team Rifle*	1st	279
	Ind. Ar. Rfl. 600 m.	3rd	93
	Ind. Ar. Rfl. 300 m.	33rd	82
Leushner, William F. ..	Min. Rifle 50 m.	7th	189 Indv.
	Min. Rifle 50 m.		188
	Team*	3rd	
	Min. Rifle 25 m.	24th	206
	Min. Rifle 25 m.		
	Team*	3rd	216
	Running Deer—Sin.	9th	37 (Indv.)
	Running Deer—		
	Double	15th	49 (Indv.)
	Running Deer—		
	Team*	2nd	38
Libbey, Lt. Col. Wm.-..	Running Deer—		
	Team*	2nd	37
McDonnell, Dr. Neil	Ind. Ar. Rfl. 600 m.	32nd	80
	Ind. Ar. Rfl. 300 m.	31st	82
	Min. Rifle 50 m.	16th	186(tie) Ind.
	Min. Rifle 25 m.		
	Team*	3rd	217
	Min. Rifle 25 m.		
	Indv.	14th	212
	Running Deer—		
	Team*	2nd	18
Osburn, Lt. Carl T.	Team Rifle*	1st	278
	Ind. Ar. Rfl. 600 m.	2nd	94
	Ind. Ar. Rfl. 300 m.	2nd	95
	Ind. Intl. Target	17th	915
	Min. Rifle 25 m.		146
	Indv.	54th	
	Min. Rifle 50 m.		178
	Team*	3rd	
	Min. Rifle 50 m.		187 (tie)
	Indv.	11th	
Sprout, H/Stwd. W. A. (Warren)	Team Rifle*	1st	276
	Ind. Ar. Rfl. 600 m.	14th	85
	Ind. Ar. Rfl. 300 m.	57th	81
	Ind. Intl. Target	52nd	896
	Min. Rifle 50 m.		
	Team*	3rd	193
	Min. Rifle 50 m.		
	Indv.	11th	187 (tie)
	Min. Rifle 25 m.		
	Team*	3rd	221
	Min. Rifle 25 m.		
	Indv.	17th	205
Winans, Walter	Running Deer—		
	Team*	2nd	39
Lanling, Lt. Comm. H.	Rifle Team Captain		
Jones, Lt. Albert S. ..	Rifle Team Captain		

* U. S. A. was 3rd in these events.

Shooting (Clay Bird)	*Event*	*Place*	*Score*
Billings, Charles W. ..	Team Event	1st	93
	Individual	42nd	—
Gleason, Edward F.	Team Event	1st	80
	Individual	11th	87
Graham, James R.	Team Event	1st	94
	Individual	1st	96
Hall, Frank	Team Event	1st	96
	Individual	15th	86

Shooting (Clay Bird)	*Event*	*Place*	*Score*
Hendrickson, John H.	Team Event	1st	89
	Individual	44th	—
McMahon, Daniel F.	Team Event	1st	—
	Individual	37th	—
Spotts, Ralph L.	Team Event	1st	90
	Individual	10th	87

Shooting (Pistol & Revolver)	*Event*	*Place*	*Score*
Dietz, John A.	Team 50 meter	1st	466
	Individual 50 m.	9th	454
	Team Duelling	4th	261
	Individual Duelling	4th	283
Dolfen, Peter J.	Team 50 meter	1st	467
	Individual 50 m.	2nd	474
	Team Duelling	4th	—
	Individual Duelling	16th	274
Lane, Alfred P.	Team 50 meter	1st	509
	Individual 50 m.	1st	499
	Team Duelling	4th	292
	Individual Duelling	1st	287
Roedher, Hans	Team 50 meter	1st	—
	Individual 50 m.	22nd	451
	Team Duelling	4th	—
	Individual Duelling	10th	275
Sayre, Dr. R. H.	Team 50 meter	1st	—
	Individual 50 m.	13th	452
	Team Duelling	4th	273
	Duelling Individual	19th	268
Sears, Dr. Henry E.	Team 50 meter	1st	474
	Individual 50 m.	7th	459
	Team Duelling	4th	—
	Individual Duelling	21st	266
Winans, Walter	Individual 50 m.	49th	356
	Individual Duelling	8th	276
	Team Duelling	4th	271
	Run. Deer—Team	2nd	39
	Run. Deer—Single	29th	24 (Indv.)
	Run. Deer—Double	11th	39 (Indv.)

Modern Pentathlon	*Event*	*Place*	*Performance*
Patton, Lt. Geo. S. Jr.	Individual	5th	41 Pts.

NOTE—Patton also competed with fencing team, being eliminated in 1st round sabre.

Swimming (Men)	*Event*	*Place*	*Performance*
Gaidzik, George W.	High Diving	—	Elim. 1st rd.
	Springboard Diving	8th	—
	Variety Diving	—	Elim. 1st rd.
Hebner, Harry J.	100 meter F.S.	—	Elim. 1st rd.
	100 m. Backstroke	1st	1:21.2
	800 meter Relay*	2nd	10:20.2
Huszagh, Kenneth	100 meter F.S.	3rd	1:03.4
	800 meter Relay*	2nd	10:20.2
Kahanamoku, Duke	100 meter F.S.	1st	1:03.4
	800 meter Relay*	2nd	10:20.2
McAleenan, Arthur, Jr.	High Diving	—	Elim. 1st rd.
	Springboard Diving	—	Elim. 1st rd.
McDermott, Michael ..	200 m. Breaststroke	—	Elim. 1st rd.
	400 m. Breaststroke	—	Elim. 1st rd.
McGillivray, Perry	100 meter F.S.	—	Elim. in semis
	800 meter Relay*	2nd	10:20.2
Nerich, Nicholas T. ...	100 meter F.S.	—	Elim. 2d rd.
	400 meter F.S.	—	Elim. in semis
Reilly, James H.	100 meter F.S.	—	Elim. 1st rd.
	400 meter F.S.	—	Elim. 1st rd.

* U. S. A. placed 2nd.

Tennis	*Event*	*Place*	*Performance*
Pell, Theo. Roosevelt ..	Singles	—	Elim. 4th rd.

Wrestling (Greco-Roman)*	*Event*	*Place*	*Performance*
Lyshon, William J.	Featherweight	—	Lost 2 match.
St. Retzer, George	Featherweight	—	Lost 2 match.

* Not listed on official team.

1912 ADMINISTRATIVE STAFF

Armour, Allison V.	IOC Member
Brown, Everett C.	VP USOC
Curtiss, A. H.	Treas. USOC
Farley, T.	USOC Member Intl. Jury
Foltz, Col. F. S.	Equestrian
Halpin, M. F.	Team Manager
Hammond, G. M.	USOC Member
Kirby, Gustavus T.	VP USOC
Macabe, Joseph B.	USOC Member
O'Neill, Prof. E.	USOC Member
Suarr, A. E.	Fencing Judge
Sloane, Prof. W. M.	USOC Member
Sullivan, James E.	Sec. USOC
Thompson, Col. Robert H.	Pres. USOC
Wahle, Otto	Swimming Leader
Wainwright, A. R. W. ...	VP USOC
Weeks, Sinclair S.	IOC Member
Wendell, Evert J.	IOC Member

1920

1920 TEAM AT ANTWERP, BELGIUM

Athletics (Men)	*Event*	*Place*	*Performance*
Ahearn, Daniel	Hop-Step-Jump	6th	46' 2-2/5"
Anderson, Otto	110 meter Hurdles	—	Reserve
Angier, Milton Sanford	Javelin Throw	7th	191' 11⅛"
Barron, Harold Earl	110 meter Hurdles	2nd	2 meters
Bartlett, William K. ..	Discus Throw	5th	134' 1⅝"
Bennet, Basil	Hammer Throw	3rd	158' 5-1/6"
Bihlman, George H. ..	Shot Put	—	44' 6½" in trials
Bohland, Max	10,000 m. Cross Country	16th	USA was 4th
Bradley, Everett L.	Pentathlon	2nd	—
Brettnall, George S.	400 meter Run	—	Reserve
Brosius, Capt. C. L.	Tug of War	—	USA 2nd
Brown, Horace H.	5000 meter Run	—	Did not finish finals
	5000 m. Team Race	1st	50-45.2
Butler, Sol.	Broad Jump	8th	USA was 1st 21' 7¾" (injured)
Campbell, Thomas	800 meter Run	—	Fell at finish —Finals
Cann, Howard G.	Shot Put	—	44' 4-3/10" in trials
Caughey, Edgar R.	Shot Put	—	Reserve
Clapp, V. O.	Pentathlon	—	Reserve
Connelly, James J.	1500 meter Run	—	Elim. in semis
Cornetta, Gaston S.	400 meter Run	—	Elim. in trials
Cory, Oliver D.	High Jump	—	Reserve
Crawford, Robert	10,000 m. Cross Country	40th	USA was 4th
Curtis, E. B.	1500 meter Run	—	Elim. in trials
Daggs, Charles Daniel ..	400 meter Hurdles	6th	—
Dandrow, Charles G. ..	Hammer Throw	—	Reserve
	56 lb. Weight Toss	—	Reserve
Denny, Lt. Thomas R. ..	Tug of War	—	Reserve
Desch, August G.	400 meter Hurdles	3rd	—
Devaney, Michael A. ..	5000 m. Team Race	12th	USA was 1st
	3000 m. Steeplechase	5th	—
Dresser, Ivan Chandler ..	5000 meter Run	—	Did not finish—Finals
	3000 m. Team Race	6th	USA was 1st
Driscoll, James W.	400 meter Run	—	Reserve
Dunne, Robert Jerome ..	Pentathlon	—	Reserve
Eby, Earl	800 meter Run	—	Reserve
	1600 meter Relay	—	Reserve
Ellis, Everett	Decathlon	—	Reserve
Emory, Robert S.	400 meter Run	—	Elim. in trials
	1600 meter Relay	—	Reserve
Evans, Roy M.	Discus Throw	—	Reserve

Athletics (Men)	*Event*	*Place*	*Performance*
Faller, Frederick	10,000 meter Run	8th	—
	10,000 m. Cross Country	15th	USA was 4th
Fields, Sgt. Stephen C.	Tug of War		U.S.A. was 2nd
Flynn, Patrick	10,000 m. Cross Country	9th	28:12 — USA was 4th
	3000 m. Steeplechase	2nd	8 meters
Foss, Frank K.	Pole Vault	1st	12' 5⅝" — Did not finish—Finals
Furnas, C. C.	5000 meter Run	—	44' 4¼"
Gest, Kaufman	Hop-Step-Jump	12th	—
Gerlach, Harry G.	Decathlon	14th	—
Goodwin, George R.	1500 meter Run	—	Reserve
Graham, W.	Pole Vault	—	Reserve
Granrose, Sylvester	Tug of War		U.S.A. was 2nd
Hamilton, Beutus	Pentathlon	6th	—
	Decathlon	2nd	6770.86
Hunner, John Flint	Javelin	—	Reserve
Harwood. Robert W.	Pole Vault	—	Reserve
Hayes, William D.	100 & 200 m. Dashes	—	Reserve
Hellrich, Allen Boom	800 meter Run	—	Reserve
Hills, Ralph G.	Shot Put	—	Reserve
Hulsebosch, Albert	5000 m. Steeplechase	6th	—
Hunter, Charles F.	5000 meter Run	—	Elim. in trials
Jaquith, C. E.	Hop-Step-Jump	15th	42' 9¾"
Jenne, Eldon	Pole Vault	—	Finalist
Johnston, Carl E.	Broad Jump	2nd	23' 3⅝"
Johnson, R. Earl	10,000 meter Run	—	Elim. in trials
Kelsey, Floyd A.	Tug of War		U.S.A. was 2nd
Kirksey, Morris M.	100 meter Dash	2nd	5⅕ meter
	200 meter Dash	—	Elim. in semis
	400 meter Relay	U.S.A. was 1st	with 42.2
Knoureck, Edward Emil	Pole Vault	4th	11' 7½"
Kuyperskoi, Sgt. Joe	Tug of War		U.S.A. was 2nd
Landers, Sherman G.	Hop-Step-Jump	5th	46' 5"
Landon, Richard W.	High Jump	1st	6' 4¼"
LeGendre, Robert	Pentathlon	4th	—
Liversedge, Harry B.	Shot Put	3rd	46' 5"
Lincoln, James C. J.	Javelin Throw	9th	189' 10"
Linder, Carl W. A.	Marathon	11th	2:44:21.2
Ludwig, Sgt. Robert H.	Tug of War		Reserve
Lindsey, Sgt. Elmer C.	Tug of War		Reserve
Loomis, Frank J.	400 meter Hurdles	1st	54.0
Loomis, J. Gilbert	Hop-Step-Jump	—	Reserve
Mahan, Jack	Javelin Throw	—	175' 7½" — in Trials
Massengale, G. Pierce	100 & 200 m. Dashes	—	Reserve
McDonald, Patrick J.	Shot Put	4th	45'-2-1/8"
McEachern, James M.		5th	56' 11½"
	Hammer Throw	—	146' 7⅞" — in Trials
McGrath, Matt. J.	Hammer Throw	5th	155' 1⅝"
Maroney, Thomas A.	3000 meter Walk	5th	—
	10,000 meter Walk	6th	—
Meanix, William H.	400 meter Run	—	Reserve
Mellor, Charles L.	Marathon	12th	2:45:30.0
Merchant, Jack W.	Broad Jump	—	21' 1⅞"
Meredith, James E.	400 meter Dash	—	Elim. in semis
	1600 meter Relay	U.S.A. was 4th	
Meyers, Edwin E.	Pole Vault	3rd	12' 5⅝"
Muller, Harold P.	Broad Jump	6th	6' 2⅝"
Murchison, Loren	100 meter Dash	6th	—
	200 meter Dash	4th	—
	400 m. Relay	U.S.A. was 1st	with 42.2
Murphy, John L.	High Jump	5th	6' 2⅝"
Murray, Fred S.	110 meter Hurdles	3rd	—
Norton, John K.	400 meter Hurdles	2nd	4 meters
Organ, Joseph LeRoy	Marathon	7th	2:41:30.0
Paddock, Charles W.	100 meter Dash	1st	10.8
	200 meter Dash	2nd	—
	400 m. Relay	U.S.A. was	1st with 42.2
Patsoni, Amiofi	10,000 meter Walk	—	Elim. in trials
Pearman, Joseph B.	3000 meter Walk	—	Elim. in trials
	10,000 meter Walk	2nd	—
Penn, Sgt. William	Tug of War		U.S.A. was 2nd
Plant, William	10,000 meter Walk	—	Finalist— no placing
Politzer, Hugo	Broad Jump	—	Reserve
Pope, Augustus R.	Discus Throw	3rd	138' 2-7/10"
Prem, Herbert	Hop-Step-Jump	—	Reserve
Ray, Joie	1500 meter Run	8th	—

Athletics (Men)	*Event*	*Place*	*Performance*
Roelker, W. J.	5000 meter Walk	—	Unpl.-in finals
	10,000 meter Walk	—	Elim. in trials
Remer, Richard F.	3000 meter Walk	3rd	—
Roberts, Lt. Edward R.	56 lb. Weight	—	Reserve
Rond, Corp. Joseph A.	Tug of War		U.S.A. was 2nd
Roth, Arthur V.	Marathon	—	Did not finish
Ryan, Patrick J.	Hammer Throw	1st	175' 5⅞"
	56 lb. Weight	2nd	35' 11⅝"
Schardt, Artie Alfred	5000 m. Team Race	3rd	USA was 1st
Schiller, George	400 meter Dash	—	Elim. in semis
Scholz, Jackson V.	100 meter Dash	—	—
	400 m. Relay	U.S.A. was	1st with 42.2
Scott, Lt. Don M.	800 meter Run	5th	—
Shea, Frank J.	400 meter Dash	4th	—
	1600 meter Relay		U.S.A. was 4th
Shields, M. Lawrence	1500 meter Run	3rd	—
	3000 m. Team Race	8th	USA was 1st
Simmon, John G.	5000 meter Run	—	Reserve
Smart, Floyd G.	400 meter Hurdles	5th	—
Smith, Walker	110 meter Hurdles	6th	—
Speratt, Albert	800 meter Run	6th	—
Templeton, Robert D.	Broad Jump	4th	22' 9-3/5"
Tuck, Arthur	Javelin Throw	—	176' 5⅝" — in Trials
Tucker, Pvt. Luther	Tug of War		U.S.A. was 2nd
Vidal, Lt. Eugene	Decathlon	8th	5359.57
Watson, Louis G.	10,000 m. Cross Country	—	—
Watson, Ray B.	10,000 m. Cross Country	34th	USA was 4th
	3000 m. Steeplechase	8th	—
Watt, John M.	110 meter Hurdles	—	Reserve
Whalen, Walter	High Jump	4th	6' 2⅜"
Wilson, Kenneth L.	Javelin Throw	—	—
Winston, Sgt. Joseph	Tug of War		U.S.A. was 2nd
Woodring, Allen	200 meter Dash	1st	22.0
Yount, William	110 meter Hurdles	—	Elim. in semis
Zuna, Frank	Marathon	—	Reserve
Mealey, C.			Chairman of Coaches
Robertson, Lawson			Associate Coach
Ryan, Michael			Associate Coach
Hayward, F.			Coach
Halpin, Mathew			Manager
Brown, George A.			Assistant Manager
Pilgrim, Paul			Assistant Manager
Morris, William			Trainer
Sheehan, Frank			Trainer
Weber, Jake			Trainer

Boxing	*Event*	*Place-Performance*
Cassidy, Frank	Lightweight	Elim. in quar.-finals
Clark, W. (Ostacher)	Welterweight	4th
Colberg, Frederick W.	Welterweight	3rd
Cranston, Lt. Joseph A.	Middleweight	Elim. in 1st round
DeGenero, Frank	Flyweight	1st —
Fagan, Edward J.	Light Heavyweight	Elim. in 1st round
Etzell, G.	Featherweight	1st —
Grant, John R.	Heavyweight	Elim. in 1st round
Hartman, Edward E.	Bantamweight	Elim. in 1st round
Herschman, M. S.	Bantamweight	Elim. in quar.-finals
Lagonia, Sam	Middleweight	Elim. in quar.-finals
Lesser, John	Flyweight	Reserve
Loug, Sidney, Jr.	Welterweight	Reserve
Moberg, Samuel A.	Lightweight	1st —
Murchie, S.	Middleweight	Reserve
Pontzas, Benjamin	Lightweight	Reserve
Schell, Ens. E.	Light Heavyweight	Elim. in quar.-finals
Snaider, Fred	Light Heavyweight	Reserve
Spengler, William	Heavyweight	4th
Stewart, Lt. Sam G.	Heavyweight	Elim. in 1st round
Vogel, Sam A.	Featherweight	Reserve
Wallace, Stephen A.	Bantamweight	Reserve
Zivic, Jack A.	Featherweight	6th
Zivic, Peter P.	Flyweight	Elim. in quar.-finals
Webb, H. M. Spike	Coach	
Bateman, Joseph M.	Assistant Coach	
Schultz, John	Assistant Coach	

Cycling	*Event*	*Place-Performance*
Beck, William H.	Track	Unplaced
Dotterwich, C.	Track	Unplaced
Freeman, James B.	Road	Unplaced
Grasing, Robert	Road	Unplaced
Kockler, Ernest J.	Road	11th
Nogara, Augusto	Road	Unplaced
Otto, John	Road	Unplaced
Small, Frank J.	Road	Reserve
Stockholm, Carl G.	Road	Unplaced
Taylor, Fred	Track	Unplaced
Young, Anthony P.	Track	Unplaced
Donny, Frank H.	Team Manager	
Neville, Jack	Trainer	

Fencing	*Event*	*Place-Performance*
Bloomer, Millard J.	Foils	Elim. in 1st round
Bowman, Ens. R. J.	Foils	W-3, L-5 in team
Breckinridge, Henry	Foils	W-4, L-12 in team
	Epee	W-15, L-15 in team
	Epee	Elim. in semi-finals
Calnan, Ens. George C.	Foils	Elim. in 1st round
Cunningham, Ens. F. J.	Sabre	W-3, L-4 in team
Dimond, Sgt. John W.	Epee	W-3, L-4 in team
	Epee	W-3, L-5 in team
Dutcher, Ray W.	Foils	W-3, L-4 in team
Fraley, C. Burdett	Foils	W-11, L-13 in team
Fullinwider, Ens. E. G.	Sabre	Elim. in semi-finals
Honeycutt, Mal. F. W.	Foils	W-2, L-6 in team
	Epee	W-8, L-2 in team
Lyon, Arthur S.	Foils	W-9, L-20 in team
	Epee	W-10, L-10 in team
	Epee	Elim. in 1st round
Parker, J. Brooks B.	Sabre	W-9, L-11 in team
	Epee	Elim. in semi-finals
Rayner, Maj. Harold	Foils	W-12, L-8 in team
	Epee	W-2, L-1 in team
Russell, William H.	Epee	W-11, L-16 in team
	Epee	Elim. in semi-finals
Sears, Lt. Col. R. V.	Foils	W-6, L-10 in team
	Epee	W-7, L-7 in team
Schoonmaker, Leon M.	Foils	Elim. in 1st round
Walker, Ens. C. J.	Sabre	W-3, L-3 in team
	Sabre	Elim. in 2nd round

NOTE—U. S. A. was 3rd in team fouls, 5th in team sabre, 6th in team epee.

Darrieulot, Prof.	Coach	
Heintz, George	Assistant Coach	
Breed, George H.	Captain	

Figure Skating	*Event*	*Place-Performance*
Niles, Nathaniel W.	Men's Singles	6th —
	Pairs	6th —
Weld, Theresa	Women's Singles	3rd —
Blanchard	Pairs	4th —

Gymnastics (Men)	*Event*	*Place-Points*
Jorgensen, Bjorne	All Around	21st 76.71
Krempel, Paul W.	All Around	30th 78.00
Kriz, Frank	All Around	10th 83.00
Mais, John D.	All Around	23rd 74.10
Moore, Roy E.	Manager	

Ice Hockey	*Position*	*Place-Performance*
Bonney, Raymond L.	Goalie	2nd place team
Conroy, Anthony J.	Forward	2nd place team
Drury, Herbert L.	Forward	2nd place team
Fitzgerald, Edward	Defense	2nd place team
Gerzan, George	Defense	2nd place team
Gohren, Frank	Defense	2nd place team
McCormick, Joseph	Forward (captain)	2nd place team
McCormick, Lawrence	Forward	2nd place team
Synnott, Frank	Forward	2nd place team
Tuck, Leon P.	Defense	2nd place team
Weisenhorner, Cyril	Goalie	2nd place team
Fellowes, Cornelius	Manager	

Modern Pentathlon	*Event*	*Place-Performance*
Rayner, Maj. Harold*	Individual	6th 48 points
Sears, Lt. Col. R. V.*	Individual	8th 51 points

* Also competed on fencing team.

Revolver & Pistol	*Event*	*Place-Points*
Bayles, Howard A. Dr.	Individual 50 m.	6th 430
	Individual 30 m.	— 244
Bracken, Raymond C.	Team 50 meter*	— 456
	Individual 50 m.	5th 456
	Individual 30 m.	2nd 272
Frederick, Karl T.	Team 50 meter*	— 496
	Individual 50 m.	1st 496
	Team 30 meter*	— 262
	Individual 30 m.	— 268
Kelly, Sgt. Michael	Team 50 meter*	— 468
	Team 30 meter*	— 256
Fiske, George F. Jr.	Individual 50 m.	4th 458
Hanzat, Lt. Louis J.	Team 50 meter*	— 268
	Individual 50 m.	— 264
Lane, Alfred F.	Team 50 meter*	— 481
	Individual 50 m.	3rd 481
	Team 30 meter*	— 263
	Individual 30 m.	— 258
Snook, Dr. James H.	Team 50 meter*	— 471
	Team 30 meter*	— 261
Snyder, Lt. Col. O. F.	Coach	
Baker, J. A.	Supply Officer	

* U. S. A. won first in both team events.

Riding	*Event*	*Place-Performance*
Allan, Maj. H. T.	Jumping	—
Berry, Maj. John A.	Riding	—
Chamberlin, Maj. H.D.	Riding	—
Dusk, Maj. Sloan	Riding	—
Erwin, Maj. Vincent P.	Jumping	—
Greenwald, Maj. K. C.	Jumping	—
Martin, Maj. Isaac S.	Riding	—
Merchant, Maj. B. T.	Riding	—
Murphy, Maj. Edward	Jumping	—
West, Maj. W. W. Jr.	Riding	—

NOTE—U. S. A. was 4th in team jumping, 5th in jumping.

Rifle	*Event*	*Place*	*Score*
Adams, Sgt. Harry L.	Military Ind. 300 m.	—	97 Prone (unplaced)
Brown, Lt. Thomas G.	Running Deer— Team Single	—	56 USA was 3rd
	Running Deer— Team Double	—	50 USA was 4th
	Running Deer— Ind. Single	—	33 Unpl.
	Running Deer— Ind. Double	—	63 Unpl.
	300 m. Military Team	—	48 Stand. (USA 2nd)
Fenton, Sgt. Dennis	600 m. Military Team	—	60 Prone (USA 1st)
	Any Rifle Team	—	960 USA 1st
	Min. 50 m. Team	—	585 USA 1st
	Min. 50 m. Ind.	3rd	385
Fisher, Sgt. Morris	300 m. Military Team	—	99 USA 1st
	Any Rifle—Team	—	990 USA 1st
	Any Rifle—Ind.	1st	997
Henshaw, 2/Lt. R. M.	Reserve	—	—
Hird, Capt. Fred S.	300 m. Military—Ind.	—	95 Prone
Jackson, 2/Lt. Joseph	Running Deer— Ind. Single	—	30 Unpl.
	Running Deer— Ind. Double	—	61 Unpl.
	300 m. Military Team	—	95 Prone
	300 m. Military Ind.	—	(USA 1st) 94 Prone
	600 m. Military Team	—	(unplaced) 95 Prone
	600 m. Military Ind.	—	(USA 1st) 98 Prone
	300 & 600 m. Military Team	—	(unplaced) 116 Prone
Lawless, Joseph T.	600 m. Military Ind.	—	96 Prone
Leushner, Capt. W.D.F.	Reserve	—	—
Lindroth, Maj. E. G.	600 m. Military Team	—	95 Prone

1920 TEAM PERSONNEL—Continued

Rifle	*Event*	*Place*	*Score*
Lee, Lt. Comm. Willis A.	Running Deer—Team Single	—	24 USA 3rd
	Running Deer—Ind. Single	—	33 Unpl.
	Running Deer—Team Double	—	58 USA 4th
	300 m. Military Team	—	53 Unpl.
	600 m. Military Team	—	48 Stand. (USA 2nd)
	300 m. Military Ind.	—	48 Stand. (unplaced)
	300 m. Military Team	—	57 Prone (USA 1st)
	300 m. Military Ind.	—	56 Prone (unplaced)
	600 m. Military Team	—	58 Prone (USA 1st)
	600 m. Military Ind.	—	56 Prone (unplaced)
	300 & 600 m. Military Team	—	116 Prone (USA 1st)
	300 & 600 m. Military Ind.	—	—
Nuerslein, Lawrence A.	Any Rifle—Team	—	965 USA 1st
	Min. 50 m. Team	—	570 USA 1st
	Running Deer—Team Single	—	56 USA 3rd
	Running Deer—Team Double	—	56 USA 4th
	Running Deer—Ind. Single	—	58 Unpl.
	Running Deer—Ind. Double	—	64 Unpl.
	300 m. Military Team	—	56 Stand. (USA 2nd)
	300 m. Military Ind.	—	54 3rd Place
	Min. 50 m. Team	—	591 USA 1st
	Min. 50 m. Ind.	—	591 1st Place
Rothrock, Capt. Arthur D.	Military 300 m. Ind.	—	45 Stand. (unplaced)
	Min. 50 m. Team	—	386 USA 1st
	Min. 50 m. Ind.	—	386 2nd Place
Osburn, Comm. Carl T.	Running Deer—Team Single	—	28 USA 3rd
	Running Deer—Team Double	—	52 USA 4th
	300 m. Military Team	—	53 USA 2nd
	300 m. Military Ind.	—	56 Stand. 1st Place
	300 m. Military Team	—	59 Prone (USA 1st)
	300 & 600 m. Military Team	—	113 Prone
	Any Rifle—Team	—	(USA 1st) 980 USA 1st
	Any Rifle—Ind.	—	980 4th Place
Schofield, Lt. Perry S.	Reserve	—	—
Schriver, Sgt. Ollie M.	600 m. Military Team	—	57 USA 1st
	300 & 600 m. Military Team	—	115 USA 1st
	Min. 50 m. Team	—	567 USA 1st
Spooner, Lt. Lloyd S.	Running Deer—Team Single	—	34 USA 3rd
	Running Deer—Team Double	—	66 USA 4th
	Running Deer—Ind. Single	—	30 Unpl.
	Running Deer—Ind. Double	—	62 Unpl.
	300 m. Military Team	—	50 Stand. (USA 2nd)
	300 m. Military Ind.	—	55 Stand. (unplaced)
	300 m. Military Team	—	59 Prone (USA 1st)
	300 m. Military Ind.	—	58 Prone (unplaced)
	600 m. Military Team	—	51 Prone (USA 1st)
	600 m. Military Ind.	—	59 Prone (3rd Place)
	300 & 600 m. Military Team	—	115 Prone (USA 1st)
	Any Rifle—Team	—	975 USA 1st

Rifle	*Event*	*Place*	*Score*
Shaw, Lt. Col. G. C.	Team Captain	—	—
Smith, Maj. W. Dalby	Coach	—	—
Mapes, Capt. Paul W.	Adjutant	—	—
Wheeler, Maj. W. P.	Supply Officer	—	—
Libbey, Col. Wm.	Liaison Officer	—	—
McDonnell, Lt. Co. W.	Medical Officer	—	—

Rowing	*Event*	*Place*	*Position*
Clark, Sherman R.	Eight Oar	1st	Coxswain
Costello, Paul V.	Double Sculls	1st	—
Federschmidt, Erich H.	Barge Fours	2nd	No. 3
Federschmidt, Franz H.	Barge Fours	2nd	Bow
Gallagher, Vincent J.	Eight Oar	1st	No. 7
Graves, Edwin D. Jr.	Eight Oar	1st	No. 2
Hunter, Samuel L.	Spare	—	—
Jaconini, Virgil V.	Eight Oar	1st	Bow
Johnston, Donald J.	Eight Oar	1st	No. 6
Jordan, William C.	Eight Oar	1st	No. 3
Kelly, John B. Sr.	Double Sculls	1st	—
	Single Sculls	1st	—
King, Clyde W.	Eight Oar	1st	Stroke
Klose, Carl Otto	Barge Fours	2nd	No. 4
Mallard, Sydney G.	Spare	—	—
Moore, Edward P.	Eight Oar	1st	No. 4
Myers, Joseph A.	Barge Fours	2nd	No. 2
Sanborn, Allen R.	Eight Oar	1st	No. 5
Glendon, Richard	Coach of Eight Oar Crew	—	—
Fox, James P.	Manager of Barge Fours	—	—
Wall, Percy J.	Coach of Barge Fours	—	—
Muller, Frank J.	Coach of Sculls	—	—

NOTE—Navy crew represented U. S. A. in eight-oar; Pennsylvania Barge Club of Philadelphia represented U. S. A. in four-oar-with-coxswain.

Rugby Football	*Position*	*Place*
Carroll, Daniel	Playing Coach	1st
Doe, Charles W.	Player	1st
Davis, George E. W.	Player	1st
Fish, George W.	Player	1st
Fitzpatrick, James P.	Player	1st
Hazeltine, Marmaduke	Player	1st
Hunter, J. G.	Player	1st
Meehan, C. T.	Player	1st
Muldoon, John Jr.	Player	1st
Muldoon, Wilfred S.	Player	1st
O'Neil, John T.	Player	1st
Patrick, J. C.	Player	1st
Righter, H. L.	Player	1st
Slater, Colby	Player	1st
Scholz, Rudolph J.	Player	1st
Tilden, Charles L. Jr.	Captain and Manager	1st
von Schmidt, Harold	Player	1st
Wallace, Davis M.	Player	1st
Winston, Chas. D.	Player	1st
Wrenn, Heaton L.	Player	1st
Templeton, —	Player	1st
Maloney, H. Wilfred	Trainer	—
Gordman, Leo	Business Manager	—

Swimming (Men)	*Event*	*Place*	*Performance*
McDermott, M. J.	200 m. Breaststroke	—	Elim. in semis
	400 m. Breaststroke	6th	—
McGillivray, Perry	100 m. Backstroke	4th	1:19.4
	800 meter Relay		USA was 1st with 10:04.4
Pinkston, Clarence	Springboard Diving	2nd	655.50
	High Diving	1st	100.67
Prieste, Harry	High Diving	3rd	95.73
Ross, Norman	100 m. Free Style*	4th	1:05.8
	400 m. Free Style	1st	5:26.8
	1500 m. Free Style	1st	22:23.2
	800 meter Relay		USA was 1st with 10:04.4
Ruddy, Stephen A. Jr.	400 m. Breaststroke	—	Elim. in trials
Wahle, Otto	Coach and Manager	—	—
Center, Dud	Assistant Manager	—	—

* When erswin was ordered, he was rated 6th.

Swimming (Women)	*Event*	*Place*	*Performance*
Allen, Aileen	Springboard Diving	4th	—
Bleibtrey, Ethelda M.	100 m. Free Style	1st	1:13.6
	300 m. Free Style	1st	4:34.0
	400 meter Relay		USA was 1st with 5:11.6
Boyle, Charlotte	100 m. Free Style	7th	—
Grimes, Betty	High Diving	6th	26.7
Guest, Irene	100 m. Free Style	2nd	1:17.0
	400 meter Relay		USA was 1st with 5:11.6
Lord, Alice H.	Platform Diving	—	Elim. in trials
Malcomson, Vonnie O.	Springboard Diving	—	Alternate
Meany, Helen	Platform Diving	—	Elim. in trials
Mosser, Helen	300 meters	—	Alternate
Payne, Thelma R.	Springboard Diving	3rd	534.1
Riggin, Aileen M.	Springboard Diving	1st	539.9
	Platform Diving	5th	31.4
Schroth, Mrs. F. C.	100 m. Free Style	3rd	1:17.0
	300 m. Free Style	3rd	4:51.0
	400 meter Relay		USA was 1st with 5:11.6
Ubl, Eleanor	300 m. Free Style	7th	—
Wainwright, Helen E.	Springboard Diving	2nd	534.8
Woodbridge, Margaret	300 m. Free Style	2nd	4:42.4
	400 meter Relay		USA was 1st with 5:11.6
Epstein, Charlotte	Manager	—	—

Trapshooting	*Event*	*Place*	*Score*
Arie, Mark P.	Team	1st	547
	Individual	1st	95
Bonser, Horace B.	Team	1st	547
	Individual	4th	87
Clark, Jay Jr. (Capt.)	Team	1st	547
Donnelly, Ben S.	Reserve		1st
McNeir, Forrest W.	Team	1st	547
Plum, Fred	Individual	4th	87
Troeh, Frank M.	Team	1st	547
	Individual	2nd	95
Wright, Frank S.	Team	1st	547
	Individual	3rd	94

Water Polo	*Event*	*Place*	*Performance*
Beauchamp, R. H.	Team	4th	—
Browne, Clement	Team	4th	—
Cardson, James C.	Team	4th	—
Dunne, J. E.	Team	4th	—
Giebel, Leo E.	Team	4th	—
Gilman, J. K.	Team	4th	—
Jensen, Sophus C.	Team	4th	—
Kane, G. K.	Team	4th	—
Mullen, F. A.	Team	4th	—
McGillivray, Perry	Team	4th	—
Quinby, C.	Team	4th	—
Steiger, Preston M.	Team	4th	—
Swendsen, Clyde A.	Team	4th	—
Taylor, G. Albert	Team	4th	—
Vollmer, Herbert E.	Team	4th	—
Vosburgh, W. R. Jr.	Team	4th	—

Wrestling	*Event*	*Place*	*Performance*
Ackerly, Charles Edwin	Featherweight	1st	—
Brian, Lt. Adrian R.	—	—	—
Berlenbach, Paul	—	—	—
Frantz, Angus M.	Welterweight	4th	—

Wrestling	*Event*	*Place*	*Performance*
Gerson, Samuel N.	Featherweight	2nd	—
Gallery, Daniel D. V.	Featherweight	—	—
Johnson, Charles F.	Welterweight	3rd	—
Kirchman, Ferdinand H.	INA	INA	INA
Maichle, Lt. Frank M.	INA	INA	INA
Maurer, Walter	Lt. Heavyweight	3rd	—
Metropoulos, George	—	—	—
Meyer, Fred	Heavyweight	3rd	Tied
Olin, B.	INA	INA	INA
Pendleton, Nat G.	Heavyweight	2nd	—
Redman, Rev. John R.	Heavyweight	4th	—
Swigart, Oral R.	INA	INA	INA
Stimmon, J. M.	—	—	—
Szymanski, Lt. Harry I.	—	—	—
Verres, John K.	—	—	—
Wyland, Alva M.	—	—	—
Weeris, Lt. Com. PVH	INA	INA	INA
Wilkie, Edward H.	INA	INA	INA
Zanoline, Paul D.	—	—	—
Pinneo, Edward M.	Coach	—	—

NOTE—Names with INA in event, place, or performance indicate those originally listed on team but no record of Olympic competition is available. Status of others in doubt as to actual entry or reserve.

1924

1924 TEAM AT PARIS, FRANCE

Athletics (Men)	*Event*	*Place*	*Performance*
Anderson, Karl W.	110 meter Hurdles	5th	—
Anderson, Otto	Shot Put	5th	46' 10-13/16"
Anderson, Otto	Decathlon	—	Did not finish
Argue, Clifford B.	Pentathlon	10th	—
Ashton, Charles B.	Discus Throw	—	Reserve
Bagby, Harmon C.	Decathlon	—	Reserve
Barnes, Lee	Pole Vault (won jumpoff)	1st	12' 11½"
Bell, John D.	Steeplechase	7th	—
Booth, Verne H.	10,000 meter Run	—	—
	10,000 m. Cross Country	—	Did not finish
Boren, Paul	Broad Jump	—	Elim. trials
Bowman, Chester	400 meter Dash	4th	—
Brooker, James K.	Pole Vault	3rd	12' 9½"
Brookins, Charles R.	400 meter Hurdles	5th	Unplaced, later Ran only in Relays
Brown, Clarence A.	1600 meter Relay	—	Reserve
Brown, Leroy T.	High Jump	2nd	6' 4⅜"
Buker, Raymond B.	1500 meter Run	5th	3:58.5
Burgess, James L.	800 meter Run	—	Ran only in Relays
Churchill, William J.	Marathon	23rd	3:19:18.0
Clarke, Louis A.	400 meter Relay	1st	USA time 41.0
Cochrane, C. S.	1600 meter Relay	1st	USA time 3:16.0
Comins, William A.	Broad Jump	—	Elim. trials
Connolly, James B.	5000 m. Team Race	—	Unplaced—USA was 3rd
Coulter, Chan F.	400 meter Hurdles	—	Elim. in semis
Cox, William J.	1000 m. Team Race	8th	USA was 3rd
DeMar, Clarence	Marathon	2nd	2:46:14.0
Devaney, Michael A.	5000 m. Steeplechase	7th	—
Dodge, Ray	800 meter Run	6th	1:54.2
Doolittle, Eastman R.	5000 meter Run	—	Elim. in trials
Dowding, William A.	Broad Jump	—	Reserve
Eick, Schuyler C. Jr.	800 meter Run	3rd	1:53.3
Fager, August	10,000 m. Cross Country	—	37:40.3 (USA 2nd)
Fitch, Horatio M.	400 meter Dash	2nd	48.3
Foster, Charles A.	400 meter Walk	—	Elim. in trials
Frieda, Harry G.	Decathlon	8th	6618.30
Gates, Caleb F. Jr.	Hammer Throw	—	Reserve
Geist, Kaufman	Hop-Step-Jump	—	Reserve
Gourdin, Edward O.	Broad Jump	2nd	25' 10½"
Graham, Glenn	Pole Vault	2nd	12' 11½"
Graham, Merwin B.	Hop-Step-Jump	—	Elim. in trials
Gray, John J.	10,000 meter Run	—	Did not finish
	10,000 m. Cross Country	—	Did not finish
Guthrie, George P.	110 meter Hurdles	—	Elim. in trials
Hamilton, Brutus	Pentathlon	—	—
Hartranft, Glenn	Discus Throw	—	—
	Shot Put	—	—

1924 TEAM PERSONNEL—Continued

Athletics (Men)	*Event*	*Place*	*Performance*
Helffrich, Alan B.	1600 meter Relay	1st	USA time 3:16.0
Henigan, James	10,000 m. Cross Country	11th	38:00.0 (USA 2nd)
Hill, George L.	200 meter Dash	4th	—
Hills, Ralph G.	Shot Put	3rd	48' 0-5/16"
Hinkel, Harvey R.	10,000 meter Walk	8th	—
Houser, Clarence	Discus Throw	1st	151' 4-1/16"
	Shot Put	1st	49' 2⅝"
Hubbard, DeHart	Broad Jump	1st	24' 5⅛"
	Hop-Step-Jump	1st	Elim. in trials
Hussey, Francis V. J.	400 meter Relay	1st	USA time 41.0
Irwin, Basil	3000 m. Steeplechase	—	Elim. in trials
Johnson, Franklin P.	110 meter Hurdles	—	Elim. in trials
Johnson, R. Earl	10,000 meter Run	8th	—
	10,000 m. Cross Country	3rd	35:21. (USA 2nd)
Johnson, Wayne	10,000 meter Run	20th	—
Judge, R. L.	High Jump	—	Elim. in trials
Kaer, Morton	Pentathlon	5th	—
Keehn, McCullough	Hop-Step-Jump	—	Scratched
Kinsey, Daniel C.	110 meter Hurdles	1st	15.0
Kirby, Edward B.	3000 m. Team Race	6th	USA was 3rd
Larrivee, Leo E.	3000 m. Team Race	17th	USA was 3rd
Layton, H. M.	400 meter Hurdles	—	Reserve
Leconey, J. Alfred	400 meter Relay	1st	USA time was 41.0
LeGendre, Robert L.	Pentathlon	3rd	—
Leggett, A. B.	Pentathlon	—	Reserve
Lermond, George W.	5000 meter Run	—	Elim. in trials
Leslie, Sidney	10,000 meter Run	—	Reserve
Lieb, Thomas J.	Discus Throw	3rd	147' 0-15/16"
Linder, Carl	Marathon	—	Reserve
Liversedge, Lt. H. B.	Shot Put	—	Reserve
Lovejoy, Frederick K.	100 & 200 m. Dashes	—	Reserve
McDonald, J. Oliver	1600 meter Relay	1st	USA time 3:16.0
McEachern, James	Hammer Throw	6th	148' 4-9/16"
McGrath, Mathew J.	Hammer Throw	2nd	166' 9⅝"
Mellor, Charles L.	Marathon	23th	5:24:07.0
Merchant, John W.	Hammer Throw	—	156' 0-1/16" Trials
Meyers, Edwin E.	Pole Vault	—	Reserve
Mooers, Charles H.	110 meter Hurdles	—	Reserve
Murchison, Loren	100 meter Dash	6th	—
	400 meter Relay	1st	USA time 41.0
Neufeld, William	Javelin Throw	5th	186' 10⅛"
Norton, Bayes M.	200 meter Dash	3th	—
Norton, Emerson C.	Decathlon	2nd	7350.895
Oberst, Eugene G.	Javelin Throw	3rd	191' 5½"
Osborn, Harold M.	High Jump	1st	6' 5⅜"
	Decathlon	1st	7710.755
Owens, Benjamin M.	Pole Vault	—	Reserve
Paddock, Charles W.	100 meter Dash	—	—
	200 meter Dash	2nd	—
Payne, C. Russell	2000 m. Steeplechase	—	Elim. in trials
Phelps, Harold R.	5000 meter Run	—	Elim. in trials
Poor, Thomas W.	Running High	4th	6' 2"
Pope, Augustus R.	Discus Throw	4th	145' 8⅝"
Priester, Lee B.	Javelin Throw	—	178' 10⅛" Trials
Ray, Joie W.	5000 m. Team Race	18th	USA was 3rd
Richardson, W. M.	800 meter Run	5th	1:55.7
Rick, E. Marvin	3000 m. Steeplechase	4th	9:56.4
Riley, Ivan H.	400 meter Hurdles	3rd	54.1
Robertson, Raymond A.	400 meter Dash	—	Elim. quarter-finals
Romig, John L.	5000 meter Run	4th	15:12.3
Rose, Albert E.	Broad Jump	—	22' 7-1/16" Trials
Schulz, Jackson V.	100 meter Dash	2nd	1.5 meters
	200 meter Dash	1st	21.6
Spearow, Ralph	Pole Vault	6th	12' 3⅝"
Spencer, William O.	1500 meter Run	11th	—
Stevenson, William E.	1600 meter Relay	1st	USA time 3:16.0
Studenroth, Arthur A.	10,000 m. Cross Country	6th	36:45.2 (USA 3rd)
Taylor, F. Morgan	400 meter Hurdles	1st	52.6
Taylor, J. Coard	400 meter Dash	5th	—
Tibbetts, Willard L.	5000 m. Team Race	12th	USA was 3rd

Athletics (Men)	*Event*	*Place*	*Performance*
Tootell, Frederick D.	Hammer Throw	1st	174' 10"
Watson, Ray B.	1500 meter Run	7th	—
Watters, John N.	800 meter Run	7th	—
Wendling, Frank E.	Marathon	16th	3:05:09.8
Welchel, Homer	Javelin Throw	—	173' 9⅞" Trials
West, Charles F.	Pentathlon	—	Reserve
Williams, Ralph A.	Marathon	—	Did not finish
Wilson, Eric C.	400 meter Dash	—	Elim. quarter-finals
Wilson, R. Earle	Hop-Step-Jump	—	46' 8-5/16" Trials
Zuna, Frank T.	Marathon	18th	3:05:52.2
Dean, Charles A.	Manager		
Brown, George V.	Head Track Coach		
Christie, Willis	Head Field Coach		
Goodman, Samuel	Assistant Manager		
Robertson, Lawson	Assistant Manager		
Farrell, Edward L.	Assistant Coach		
Hillman, Harry L.	Assistant Coach		
Krane, T. F.	Assistant Coach		
Hayward, William	Assistant Coach		
Magee, John J.	Assistant Coach		
Stagg, A. Alonzo	Assistant Coach		
Vidal, Lt. F.	Assistant Coach		
Hammond, Dr. Graeme M.	Medical Officer (Chief)		
Bridges, Dr. Milton A.	Assistant Medical Officer		
Carter, Dr. R. Franklin	Assistant Medical Officer		
Mathews, Josephine	Nurse		
Ryan, Michael J.	Marathon Trainer		
Jones, Frank	Attendant		
Morris, William	Attendant		
Sorier, Charles	Attendant		
Weber, Jacob	Attendant		
Scott, Abraham L.	Chef		

Boxing	*Event*	*Place*	*Performance*
Allegrini, A.	Middleweight	—	Reserve
Bogleston Fred	Lightweight	3rd	—
Coffman, Jesse	Lightweight	—	Reserve
Eagan, Edward	Heavyweight	—	Elim. 1st rd.
Fee, Ray	Flyweight	3rd	—
Fields, John (Jackie)	Featherweight	1st	—
Fink, Ben	Middleweight	—	Elim. quarter-finals
Gitlitz, Murray	Light Heavyweight	—	Reserve
Greathouse, E. G.	Heavyweight	—	Elim. quarter-finals
Grombach, Lt. John Y.	Middleweight	—	Reserve
Haggerty, Hugh	Welterweight	—	Elim. quarter-finals
Hayes, Ens. S. A.	Flyweight	—	Reserve
Kirby, Thomas	Light Heavyweight	—	Elim. quarter-finals
LaBarbe, Fidel	Flyweight	1st	—
Lazarus, Joseph	Bantamweight	—	Elim. 2d rd.
Lefkowitch, Adolph	Middleweight	—	Elim. quarter-finals
McDermott, John	Flyweight	—	Reserve
Madden, J. J.	Heavyweight	—	Reserve
Madeira, G. B.	Heavyweight	—	Reserve
Marcus, Harry	Bantamweight	—	Reserve
Meyle, Lester	Heavyweight	—	Reserve
Mello, Al	Welterweight	—	Elim. quarter-finals
Mulholland, George	Light Heavyweight	—	Elim. quarter-finals
Rini, John	Welterweight	—	Reserve
Rothwell, Ben	Lightweight	—	Elim. quarter-finals
Ruffalo, Patsy	Bantamweight	—	Reserve
Salas, Joseph	Featherweight	2nd	—
Sarron, Peter	Flyweight	1st	—
Tripoli, Salvatore	Bantamweight	2nd	—
Wallach, Harry	Featherweight	—	Reserve
Caddy, William H.	Manager		
Levine, Ben	Assistant Manager		
Webb, H. M. Spike	Coach		
Lacy, Al	Trainer		
Mabutt, Capt. C.	Trainer		

Canoeing (Unofficial)	*Event*	*Place*	*Performance*
Havens, Charles W.	Kayak Singles 800 m.	1st	—
	Kayak Fours 800 m.	1st	—
	Can. Fours 800 m.	2nd	—

Canoeing	*Event*	*Place*	*Performance*
Knight, Harry T.	Kayak Doub. 800 m.	1st	—
	Cand. Doub. 800 m.	3rd	—
	Kayak Fours 800 m.	1st	—
	Can. Fours 800 m.	2nd	—
Knight, Karl M.	Kayak Doub. 800 m.	1st	—
	Can. Doub. 800 m.	3rd	—
	Kayak Fours 800 m.	1st	—
	Can. Fours 800 m.	2nd	—
Larcombe, John F.	Kayak Pours	1st	—
	Canadian Fours	2nd	—

Cycling	*Event*	*Place*	*Performance*
Armando, John	4000 m. Pursuit	—	Unplaced
Bonlieault, John	188 km. Road Race	33rd	7:15:51.6 USA 11th
Brast, Rene	—	—	Reserve
Fenn, William S.	1000 m. Scratch	—	Elim. in semis
	Tandem 2000 m.	—	Unplaced
	4000 m. Pursuit	—	Unplaced
	50 Kilometers	—	Unplaced
Gronkowski, I.	50 Kilometers	—	Unplaced
	188 km. Road Race	45th	7:54:41.8 USA 11th
Hentschel, Gus	4000 m. Pursuit	—	Unplaced
	188 km. Road Race	49th	7:57:59.6 USA 11th
Hopkins, Victor	4000 m. Pursuit	—	Unplaced
	188 km. Road Race	59th	8:29:02.0 USA 11th
McIntyre, D. J.	Manager		

Equestrian	*Event*	*Place*	*Performance*
Barry, Maj. J. A. (Manager)	Prix des Nations Jumping	—	Unplaced
Bauskett, Capt. W. T.	—	—	Reserve
Bonteacu, Lt. F. H.	Prix des Nations Jumping	—	Unplaced
Carr, Lt. F. L.	Ind. Dressage–3 day	8th	1727.0
	Team Dressage–3 day	—	Unplaced
Doak, Maj. Sloan	Ind. Dressage–3 day	3rd	1845.5
	Team Dressage–3 day	—	Unplaced
	Prix des Nations Jumping	—	Unplaced
	Jumping	—	Unplaced
George, Maj. C. P.	—	—	Reserve
Pudgett, Capt. V. L.	Ind. Dressage–3 day	—	Withdrew
	Team Dressage–3 day	—	Reserve
	Prix des Nations Jumping	—	Unplaced
	Jumping	—	Unplaced
Robinett, Lt. P. M.	—	—	Reserve
Taulbee, Maj. E. W.	—	—	Reserve
Underwood, Capt. J. R.	—	—	Reserve

Fencing	*Event*	*Place*	*Performance*
Allison, P. W.	Team Foils	—	Elim. quarter-finals
Boyce, Burke	Team Foils	—	Elim. quarter-finals
	Individual Foils	—	Elim. 2nd rd.
Bloomer, Harold	Team Foils	—	Elim. quarter-finals
	Individual Foils	—	Elim. 2nd rd.
Breed, George H.	Team Foils	—	Elim. in semis
	Individual Epee	—	Elim. quarter-finals
Calnan, George C.	Individual Foils	—	Elim. in semis
	Team Epee	—	Elim. in semis
	Individual Epee	—	Elim. quarter-finals
Castner, L. V.	Team Sabre	—	Elim. in semis
	Individual Sabre	—	Elim. in semis
Fullinweider, Lt. E.	Team Sabre	—	Elim. in semis
Gehrig, Adeline	Women's Ind. Foils	—	Elim. 1st rd.
Gignoux, Ernest J. Dr.	Team Sabre	—	Elim. in semis
	Individual Sabre	—	Elim. 1st rd.
Hopper, Mrs. Irma (C. H.)	Women's Ind. Foils	—	Elim. 1st rd.
Jeter, Lt. T. P.	Team Foils	—	Elim. quarter-finals
	Individual Foils	—	Elim. 1st rd.
Lyon, Arthur S.	Team Epee	—	Elim. in semis
	Individual Epee	—	Elim. 1st rd.
	Team Sabre	—	Elim. in semis
	Individual Sabre	—	Elim. 1st rd.

Fencing	*Event*	*Place*	*Performance*
McPherson, Chauncey	Team Sabre	—	Elim. in semis
	Individual Sabre	—	Elim. 1st rd.
Millner, Allen	Team Epee	—	Elim. in semis
	Individual Epee	—	Elim. in semis
Parker, J. Brooks	Team Sabre	—	Elim. in semis
Russell, Dr. William P.	Team Epee	—	Elim. in semis
Shore, Leon	Team Epee	—	Elim. in semis
Strauss, Albert	Team Sabre	—	Elim. in semis
Van Buskirk, Harold	Team Sabre	—	Elim. in semis
Waidman, Arnold	Team Epee	—	Elim. in semis
Walker, A. P. Jr.	Team Foils	—	Elim. quarter-finals
Schoonmaker, Leon	—	—	Manager
Costello, J.	—	—	Coach
Durrieulat, F. H.	—	—	Coach

Gymnastics (Men)	*Event*	*Place*	*Performance*
Andreasen, John T.	—	—	Reserve
Cremer, Charles M.	—	—	Reserve
Joachim, Alfred	Horizontal Bar	23rd	—
	Parallel Bars	30th	—
	Flying Rings	29th	—
	Rope Climb	37th	—
	Long Horse	11th	—
	Pommelled Horse	20th	—
	Side Horse	12th	—
	All-Around Ind.	31st	—
	All-Around Team	—	USA was 5th
Kriz, Frank J.	Horizontal Bar	18th	—
	Parallel Bars	32nd	—
	Flying Rings	40th	—
	Rope Climb	6th	—
	Long Horse	1st	—
	Pommelled Horse	8th	—
	Side Horse	21st	—
	Ind. All-Around	19th	—
	Team All-Around	—	USA was 5th
Kruse, Frank	Horizontal Bar	45th	—
Mais, John C.	Horizontal Bar	45th	—
	Parallel Bars	64th	—
	Flying Rings	62nd	—
	Rope Climb	30th	—
	Long Horse	31st	—
	Pommelled Horse	26th	—
	Side Horse	50th	—
	Ind. All-Around	53rd	—
	Team All-Around	—	USA was 5th
Novak, Rudolph	Horizontal Bar	69th	—
	Parallel Bars	45th	—
	Flying Rings	51st	—
	Rope Climb	41st	—
	Long Horse	43rd	—
	Pommelled Horse	49th	—
	Side Horse	39th	—
	Ind. All-Around	46th	—
	Team All-Around	—	USA was 5th
Pearson, J. B. Jr.	Horizontal Bar	52nd	—
	Parallel Bars	70th	—
	Flying Rings	58th	—
	Rope Climb	10th	—
	Long Horse	32nd	—
	Pommelled Horse	34th	—
	Side Horse	43rd	—
	Ind. All-Around	37th	—
	Team All-Around	—	USA was 5th
Rottman, Curt	Horizontal Bar	29th	—
	Parallel Bars	44th	—
	Flying Rings	63rd	—
	Rope Climb	51st	—
	Long Horse	11th	—
	Pommelled Horse	26th	—
	Side Horse	40th	—
	Ind. All-Around	42nd	—
	Team All-Around	—	USA was 5th
Safanda, Frank	Horizontal Bar	50th	—
	Parallel Bars	48th	—
	Flying Rings	43rd	—
	Rope Climb	19th	—
	Long Horse	17th	—
	Pommelled Horse	17th	—
	Side Horse	17th	—
	Ind. All-Around	24th	—
	Team All-Around	—	USA was 5th

1924 TEAM PERSONNEL—Continued

Gymnastics (Men)	*Event*	*Place*	*Performance*
Wandre, Max	Horizontal Bar	66th	—
	Parallel Bars	66th	—
	Flying Rings	67th	—
	Rope Climb	13th	Tied
	Long Horse	5th	—
	Pommelled Horse	15th	—
	Side Horse	32nd	—
	Ind. All-Around	48th	—
	Team All-Around	—	USA was 5th
Zink, Adolph	—	—	Reserve
Moore, Roy E.	—	—	Manager and Coach

Modern Pentathlon	*Event*	*Place*	*Performance*
Bare, Lt. G. H. (Geo.)	Shooting	14th	—
	Swimming	15th	—
	Riding	6th	—
	Cross Country	13th	—
	Fencing	25th	Tied
	Final Placing	10th	—
Harmon, Capt. E. N. ..	Shooting	9th	—
	Swimming	37th	—
	Riding	26th	—
	Cross Country	26th	—
	Fencing	29th	—
	Final Placing	31st	—
Pitts, Lt. Frederick R.	Shooting	33rd	—
	Swimming	25th	—
	Riding	34th	—
	Cross Country	18th	—
	Fencing	25th	Tied
	Final Placing	34th	—
Scott, Capt. Don	Shooting	34th	—
	Swimming	33rd	—
	Riding	14th	—
	Cross Country	8th	—
	Fencing	21st	—
	Final Placing	26th	—
Rose, Maj. William J.	Manager		

Polo	*Event*	*Place*	*Performance*
Boeseke, Elmer J.	Team	2nd	—
Hitchcock, T. (Mgr.)	Team	2nd	—
Moore, George G.	Team	—	Reserve
Roe, Frederick	Team	2nd	—
Wanamaker, Rodney ..	Team	2nd	—

Rowing	*Event*	*Place*	*Performance*
Barnard, R. M.	Eight Oar	1st	Spare
Butler, Leon E.	Pair Oars with Cox.	3rd	Bow
Carpenter, L. G.	Eight Oar	1st	Bow 6:35.4
Costello, Paul V.	Double Sculls	2nd	No. 7 45.0
Gerhardt, Robert	Four Oar with Cox.	3rd	No. 3
Gilmore, W. E. Garrett	Single Sculls	2nd	—
Goodwin, W. L.	Eight Oar	—	Spare
Hapgood, William	Double Sculls	—	Spare
Iten, K. A.	Eight Oar	—	Spare
Jellinek, Sidney	Four Oar with Cox.	3rd	Stroke
Jennings, Edward T. ..	Pair Oars with Cox.	3rd	Coxswain
Kelly, John B. Sr.	Double Sculls	1st	Stroke 7:45.0
Kennedy, John C.	Four Oar with Cox.	3rd	Coxswain
Kingsbury, H. T.	Eight Oar	1st	No. 6 6:35.4
Lindley, J. D.	Eight Oar	1st	Stroke 6:35.4
Miller, J. L.	Eight Oar	1st	No. 5 6:35.4
Mitchell, Edward P. Jr.	Four Oar with Cox.	3rd	Bow
Peterson, A. H.	Eight Oar	—	Spare
Quarrier, A. M.	Eight Oar	—	Spare
Rockefeller, J. S.	Eight Oar	1st	No. 4 6:35.4
Sheffield, F.	Eight Oar	1st	No. 2 6:35.4
Spock, B. M.	Eight Oar	1st	No. 7 6:33.4
Stoddard, L. R.	Eight Oar	1st	Cox. 6:35.4
Stokes, Charles S.	Four Oar with Cox.	3rd	Spare
Weisford, Henry	Four Oar with Cox.	3rd	No. 2
Wilson, Harold C.	Pair Oars with Cox.	3rd	Stroke
Wilson, A. M.	Eight Oar	1st	No. 3 6:33.4

NOTE—8-oared crew was from Yale University; four oars w/c from Bachelor Barge Club; Pair oars w/c from Penn. Barge Club; Double sculls from Penn A. C. and Singles from Bachelor Barge Club.

Rugby Football	*Event*	*Place*	*Position*
Cashel, John J.	Team	1st	Reserve
Clark, Phillip	Team	1st	Reserve
Cleveland, Norman	Team	1st	Back
Cunningham, Hugh D.	Team	1st	Reserve
DeGroot, Dudley	Team	1st	Forward
Devereaux, Robert	Team	1st	Back
Dixon, George	Team	1st	Back
Dye, Charles W.	Team	1st	Back
Farrish, Linn W.	Team	1st	Forward
Graff, Edward	Team	1st	Forward
Hunter, Joseph	Team	1st	Reserve
Hyland, Richard F.	Team	1st	Reserve
Morelli Carmel	Team	1st	Forward
Muldoon, William S. ..	Team	1st	Reserve
O'Neill, John	Team	1st	Forward
Patrick, John	Team	1st	Forward
Rogers, W. L.	Team	1st	Back
Scholz, Rudolph	Team	1st	Back
Slater, Colby E.	Team	1st	Forward
Turkington, Edward	Team	1st	Back
Valentine, Alan C.	Team	1st	Forward
Williams, Alan F.	Team	1st	Reserve
Goodman, Samuel	Manager		
Austin, Charles A.	Coach and Trainer		

Shooting (Pistol)	*Event*	*Place*	*Score*
Andino, Lt. E.	Adjutant	—	—
Bailey, Sgt. H. M.	Team 25 meter	1st	Champion
	Individual 25 meter	1st	18 pts.
Betke, Sgt. B. G.	Team 25 meter	1st	Champion
	Individual 25 meter	9th	—
Billingsley, W. H.	—	—	Reserve
Calkins, Dr. D. R.	—	—	Reserve
Fox, E. A.	—	—	Reserve
Frazer, Maj. H. D.	Team 25 meter	1st	Champion
	Individual 25 meter	10th	—
Lant, A. A.	—	—	Reserve
Whaling, Lt. W. J.	Team 25 meter	1st	Champion
	Individual 25 meter	11th	—
Sayre, Dr. Reginald H.	Team Captain		

Shooting (Rifle)	*Event*	*Place*	*Score*
Boles, Maj. John K.	Ind. Min. 50 m.	15th	589
	Running Deer—Ind. Single	1st	40
	Running Deer—Ind. Double	7th	64
	Running Deer—Team Single	3rd	41 USA 3rd
	Running Deer—Team Double	13th	62 USA 5th
Coulter, Sgt. R. O.	Team 400-600-800 m.	8th	132 USA 1st
	Running Deer—Ind. Single	17th	32
	Running Deer—Ind. Double	9th	62
	Running Deer—Team Single	11th	37 USA 3rd
	Running Deer—Team Double	9th	63 USA 5th
Crockett, Joseph W. ..	Team 400-600-800 m.	7th	133 USA 1st
Dinwiddie, M. V.	Ind. Min. 50 m.	2nd	596
Fenton, Sgt. Dennis	Team 400-600-800 m.	—	—
	Ind. 600 meter	24th	82
	Running Deer—Ind. Single	12th	54
	Running Deer—Ind. Double	24th	49
	Running Deer—Team Single	16th	32 USA 3rd
	Running Deer—Team Double	24th	43 USA 5th
Fisher, Sgt. Morris	Ind. 600 meter	1st	95
Hinds, Lt. Sidney	Team 400-600-800 m.	1st	142 USA 1st
Osburn, Constr. T. Carl	Team 400-600-800 m.	9th	131 USA 1st
Stodter, Col. C. D.	Ind. 600 meter	2nd	95
	—	—	Reserve

Shooting (Rifle)	*Event*	*Place*	*Score*
Stokes, R. C. (Walter)	Ind. Min. 50 m.	10th	590
	Ind. 600 meter	4th	97
	Team 400-600-800 m.	2nd	138 USA 1st
	Running Deer—Ind. Single	10th	35
	Running Deer—Ind. Double	12th	60
	Running Deer—Team Single	8th	38 USA 3rd
	Running Deer—Team Double	11th	63 USA 5th
Grier, J.	Ind. Min. 50 m.	16th	589
Waller, Maj. L. W. T.			Manager

Shooting (Trap's/Tng)	*Event*	*Place*	*Score*
Etchen, Fred R.	Team	14th	89 USA 1st
	Individual	24th	89
Fawcett, W. H. (Mgr.)	Individual	18th	91
Hughes, Frank H.	Team	3rd	92 USA 1st
	Individual	3rd	96
Noel, John H.	Team	20th	87 USA 1st
Platt, Clarence B.	Team	59th	74 USA 1st
Sharmin, S. H.	Team	3rd	92 USA 1st
	Individual	6th	96 Tied
Silkworth, William S.	Team	12th	90 USA 1st

Soccer Football	*Event*	*Place*	*Position*
Brix, Dr. Asge E.	Team (Elim. 2nd rd.)	—	Ins. rt. Forw.
Dalrymple, S. H.	Team (Elim. 2nd rd.)	—	Out. lt. Forw.
Davis, Irving C.	Team (Elim. 2nd rd.)	—	Rt. Fullback
Demko, W. J.	Team (Elim. 2nd rd.)	—	Goalie
Douglas, James E.	Team (Elim. 2nd rd.)	—	Reserve
Findlay, William	Team (Elim. 2nd rd.)	—	Out. rt. Forw.
Farrell, Henry Charles	Team (Elim. 2nd rd.)	—	Ins. lt. Forw.
Hart, Ed	Team (Elim. 2nd rd.)	—	Reserve
Hornberger, R. A.	Team (Elim. 2nd rd.)	—	Cen. Halfback
Johnson, Carl W. F. ..	Team (Elim. 2nd rd.)	—	Rt. Halfback
Jones, F. Burke	Team (Elim. 2nd rd.)	—	Rt. Halfback
Mulholland, James H.	Team (Elim. 2nd rd.)	—	Reserve
O'Connor, Fred E.	Team (Elim. 2nd rd.)	—	Lt. Halfback
Rhody, James	Team (Elim. 2nd rd.)	—	Reserve
Rudd, Arthur George ..	Team (Elim. 2nd rd.)	—	Lt. Fullback
Stratton, Andrew John	Team (Elim. 2nd rd.)	—	Cen. Forward
Wells, Herb	Team (Elim. 2nd rd)	—	Ins. lt. Forw.
Collins, George			Manager
Burford, George			Coach

Swimming (Men)	*Event*	*Place*	*Performance*
Breyer, Ralph	400 m. Free Style	—	Elim. in semis
	800 meter Relay	1st	9:53.4
Desjardins, Peter	Plain Diving	6th	141.0
	Springboard Diving	2nd	699.2
Fall, David	High Diving	2nd	89.5
Farley, John	200 m. Breaststroke	—	R reserve
Glancy, Harry	800 meter Relay	—	USA time 9:53.4
Hirschfeld, Thomas ..	Diving	—	Reserve
Howell, Richard	1500 m. Free Style	—	Elim. in semis
Kahanamoku, Duke	100 m. Free Style	2nd	1:01.4
Kahanamoku, Sam	100 m. Free Style	3rd	1:01.8
Kealoha, Pua	800 m. Free Style	—	Reserve
Kealoha, Warren	100 m. Breaststroke	1st	1:13.2
Kirschbaum, William ..	200 m. Breaststroke	3rd	3:01.
Luming, Henry	100 m. Backstroke	—	Reserve
McKee, Thomas	High Diving	—	Reserve
O'Connor, Wallace* ..	1500 m. Free Style	—	Scratched
	800 meter Relay	1st	USA time 9:53.4
Pinkston, Clarence	Plain Diving	9th	125.0
	High Diving	3rd	673.0
	Springboard Diving	3rd	653.0
Pung, Charles	100 m. Backstroke	—	Reserve
Robertson, Jack	100 m. Free Style	—	Reserve
Skelton, Robert	200 m. Backstroke	1st	2:56.6
Smith, Adam	1500 m. Free Style	—	Elim. in semis
Smith, Lester	400 m. Free Style	6th	—
Thrash, Ben	Plain Diving	4th	145.0
Weissmuller, John* ..	800 meter Relay	1st	USA time 9:53.4
	100 m. Free Style	1st	59.0
	400 m. Free Style	1st	5:04.2

* Also played water polo.

Swimming (Men)	*Event*	*Place*	*Performance*
White, Albert	High Diving	1st	487.5
	Springboard Diving	1st	696.4
Wyatt, Paul	100 m. Backstroke	2nd	1:15.4
Taylor, John T.	Manager (Men & Women)		
Bachrach, William	Head Coach (Men & Women)		
Epstein, Charlotte	Chaperone		
Dean, Mrs. Charles A. ..	Chaperone		
Handley, Dr. B. L.	Women's Coach		
Brandsten, Ernst	Diving Coach		

Swimming (Women)	*Event*	*Place*	*Performance*
Bauer, Sybil	100 m. Backstroke	1st	1:23.2
Becker, Elizabeth	Fancy Diving	1st	474.5
	High Diving	2nd	167.0
Chambers, Florence	100 m. Backstroke	4th	1:30.8
Coleman, Helene	200 m. Breaststroke	—	Elim. in trials
Donnelly, Euphrasia	400 meter Relay	1st	USA time 4:58.8
Ederle, Gertrude	100 m. Free Style	3rd	1:14.2
	400 m. Free Style	1st	6:04.8
	400 meter Relay	1st	USA time 4:58.8
Fletcher, Carol	Fancy Diving	3rd	436.4
Geraghty, Agnes	200 m. Breaststroke	2nd	3:34.0
Hunsberger, Clarita	High Diving	—	Reserve
Lackie, Ethel	100 m. Free Style	1st	1:12.4
	400 meter Relay	1st	USA time 4:58.8
McCleary, Anna	100 m. Backstroke	—	Reserve
Mann, Aina	High Diving	—	Reserve
Meanr, Helen	High Diving	5th	148.0
Nordlies, Martha	400 m. Free Style	1st	6:02.2
O'Mara, Doris	100 m. Backstroke	—	Reserve
Ravier, Margaret	400 m. Free Style	—	Reserve
Riggin, Aileen	100 m. Backstroke	3rd	1:28.2
	Fancy Diving	2nd	460.4
Schultz, Eva	Fancy Diving	—	Reserve
Schroth, Mrs. F. C.	100 m. Backstroke	—	Reserve
Schurich, Matilda	200 m. Breaststroke	—	Elim. in trials
Smith, Caroline	High Diving	1st	166.0
Thomas, Ruth	200 m. Breaststroke	—	Reserve
Wainwright, Helen	400 m. Free Style	2nd	6:03.8
Welnelau, Marechen	100 m. Free Style	2nd	1:12.8
	400 meter Relay	1st	USA time 4:58.8

Tennis	*Event*	*Place*	*Performance*
Goss, Eleanor	Women's Singles	—	Elim. 3rd rd.
	Women's Doubles #2	—	Elim. 1st rd.
Hunter, Frank T.	Men's Singles	—	Elim. 3rd rd.
	Men's Doubles #1	1st	with Richards
Jessup, Mrs. Marion Z.	Women's Singles	—	Elim. quarter-finals
	Women's Doubles #2	—	Elim. 1st rd.
	Mixed Doubles #2	2nd	with Richards
Richards, Vincent	Men's Singles	1st	—
	Men's Doubles #1	1st	with Hunter
	Mixed Doubles #2	2nd	with Jessup
Scharman, Lillian	Women's Singles	—	Elim. 2d rd.
Sigourney, Edith	Women's Singles	—	Reserve
Washburn, Watson	Men's Singles	—	Elim. 2d rd.
	Men's Doubles #2	—	Elim. quarter-finals
Wightman, Mrs. Hazel	Women's Doubles #1	1st	with Wills
	Women's Singles	—	Did not compete
	Mixed Doubles #1	1st	with Williams
Williams, R. Norris	Men's Doubles #1	1st	with Wightman
	Men's Singles	—	Elim. quarter-finals
	Men's Doubles #2	—	Elim. quarter-finals
Wills, Helen	Women's Singles	1st	—
	Women's Doubles #1	1st	with Wightman
Myrick, Julian S.	Manager		

Water Polo	*Event*	*Place*	*Performance*
Austin, Arthur	Team	1st	—
Cullen, Elmer	Team	1st	—
Curren, John	Team	1st	—
Handy, Iam	Team	1st	—
Horn, Oliver H.	Team	1st	—
Kruger, Harold	Team	1st	—

1924 TEAM PERSONNEL—Continued

Water Polo	*Event*	*Place*	*Performance*
Lauer, Fred	Team	3rd	—
Mitchell, E. P.	Team	3rd	—
Norton, John D.	Team	3rd	—
O'Connor, Wallace	Team	3rd	—
Schroth, George	Team	3rd	—
Vollmer, Hal	Team	3rd	—
Weissmuller, John	Team	3rd	—

Wrestling (Free Style)	*Event*	*Place*	*Performance*
Brown, S. H.	Featherweight (Greco-Roman)	—	Did not compete
Flanders, R. L.	Heavyweight	—	Elim. quarter-finals
Himes, Bryant	Buntamweight	3rd	—
Johnson, William B.	Welterweight	5th	—
Lookabaugh, Guy	Welterweight	4th	—
McWilliams, C. Milton	Buntamweight	—	Elim. 1st rd.
Martler, Perry	Lightweight	—	Elim. 1st rd.
Newton, Chester	Featherweight	2nd	—
Quinn, W. B. F.	Light Heavyweight	—	Reserve
Reed, Robin	Featherweight	1st	—
Rogers, E.	Lightweight	—	Reserve
Smith, H. A.	Middleweight	—	Elim. quarter-finals
Spellman, John T.	Light Heavyweight	1st	—
Steele, Harry	Heavyweight	2nd	—
Strack, Charles W.	Light Heavyweight	—	Elim. 1st rd.
Stutesille, Orion	Middleweight	—	Reserve
Truckenmiller, K.	Welterweight	—	Reserve
Vis, Russell	Lightweight	1st	—
Wright, W. D. Jr.	Middleweight	—	Elim. 1st rd.
Streit, C. W. Jr.	Manager		
Cann, W. E.	Coach		
Hunsell, Wilbur	Trainer		

1924 WINTER OLYMPIC TEAM
(Listed as Official Games No. 1)

Figure Skating	*Event*	*Place*	*Score*
Blanchard, Mrs. T. W.	Ladies' Single	4th	249.53
	Pairs	6th	9.07
Loughran, Beatrix	Ladies' Singe	2nd	279.85
Niles Nathaniel W.	Men's Single	6th	214.47
	Pairs	6th	9.07
Rotch, Charles M.	Judge		

Ice Hockey	*Event*	*Place*	*Performance*
Abel, Clarence J.	Team	2nd	—
Druey, Harry	Team	2nd	—
Geran, G. P.	Team	2nd	—
LaCroix, Alphonse A.	Team	2nd	—
Langley, John Arthur	Team	2nd	—
Lyons, John J.	Team	2nd	—
McCarthy, Justin J.	Team	2nd	—
Rice, Willard J.	Team	2nd	—
Small, Irving W.	Team	2nd	—
Synott, Frank	Team	2nd	—
Haddock, William S.	Manager		
Murray, Thomas	Trainer		

Skiing	*Event*	*Place*	*Performance*
Batson, Le Moine	Jumping	14th	16.20
Carleton, John	18 km. C. Country	30th	1:45:49.0
	Race & Jump. Com.	22nd	5:04
Haugen, Anders	18 km. C. Country	11th	1:55:04.0
	Race & Jump. Com.	21st	5750
	Jumping	19th	17.91
Lein, Harry	Jumping	16th	14.91
Ostvedt, Ragnar	18 km. C. Country	35th	2:05.03
	Race & Jump. Com.	—	Did not finish
Overby, Sigurd	18 km. C. Country	19th	1:34:56.0
	Race & Jump. Com.	11th	12.219
Leach, Col. George H.	Manager		

Speed Skating	*Event*	*Place*	*Performance*
Bialis, Valentine	5000 meters	6th	8:55.0
	10,000 meters	8th	18:34.0
Donovan, Richard	5000 meters	8th	9:05.6
	10,000 meters	9th	18:57.0
Jewtraw, Charles	500 meters	1st	44.0
	1500 meters	6th	2:31.6
	5000 meters	15th	9:27.0
Kaskey, Harry	500 meters	12th	47.0
	1500 meters	7th	2:29 .8
	10,000 meters	13th	18:57.0

Speed Skating	*Event*	*Place*	*Performance*
Moore, Joseph	500 meters	9th	45.0
	1500 meters	8th	2:31.6
	10,000 meters	12th	19:36.2
Steinmetz, W. E.	500 meters	14th	47.8
	1500 meters	12th	2:36.0
	5000 meters	14th	9:55.0
Taylor, William E.	Manager		

1928

1928 TEAM AT AMSTERDAM, HOLLAND

Athletics (Men)	*Event*	*Place*	*Performance*
Abbott, David	9000 meter Run	—	Elim. in trials
Agee, William	Marathon	44th	2:58.50.
Alderman, Fred	1600 meter Relay	1st	USA time 3:14.2
Anderson, John F.	Discus Throw	5th	149' 3½"
Anderson, Stephen	110 m. Hurdles	2nd	14.8
Baird, George	1600 meter Relay	1st	USA time 3:14.2
Barbuti, Raymond	400 meter Dash	1st	47.8
	1600 meter Relay	1st	USA time 3:14.2
Barnes, Lee	Pole Vault	5th	12' 11¼"
Bartlett, Lee M.	Javelin Throw	—	188' 10⅝" trials
Bates, Alfred H.	Broad Jump	3rd	25' 4¼"
Berlinger, Bernard	Decathlon	17th	6619.375
Black, Edmund	Hammer Throw	3rd	160' 6⅝"
Borah, Charles E.	200 meter Dash	—	Elim. 2d rd.
	400 meter Relay	1st	USA time 41.0
Bourgeois, L. H.	Hop-Step-Jump	—	46' 10⅛" trials
Bowman, Sidney	Hop-Step-Jump	—	47' 9⅝" trials
Brazey, Claude A.	100 meter Dash	—	Elim. in semis
Brix, Herman H.	Shot Put	2nd	51' 4"
Carr, Sabin W.	Pole Vault	1st	13' 9⅝"
Carter, Nick	3000 meter Run	—	Elim. in trials
Casey, Levi B.	Hop-Step-Jump	2nd	49' 9½"
Caskey, Kenneth	Hammer Throw	—	146' 11⅜" trials
Churchill, Thomas	Decathlon	5th	7417.115
Collier, John	110 m. Hurdles	3rd	14.9
Conger, Ray	1500 meter Run	10th	—
Connor, Frank	Hammer Throw	6th	155' 5"
Corson, James	Discus Throw	3rd	154' 6⅝"
Cubel, Frank R.	400 m. Hurdles	2nd	—
Cummings, H. W. Jr.	200 meter Dash	—	Elim. in semis
Dalton, Melvin	5000 m. Steeplechase	8th	—
DeMar, Clarence	Marathon	27th	2:50.42.
Doherty, Kenneth	Decathlon	3rd	7396.65
Douggenmueller, W.H.	Pole Vault	2nd	13' 5-7/16"
Dye, Leighton S.	110 m. Hurdles	4th	14.9
Frick, Harvey	Marathon	41st	2:57.24.
Fuller, Earl	400 meter Run	8th	—
Gegan, Walter T.	3000 m. Steeplechase	—	Elim. in trials
Gibson, John	400 m. Hurdles	—	Elim. in semis
Gordon, Edward L. Jr.	Broad Jump	—	24' 1½" trials
Gwinn, Donald S.	Hammer Throw	5th	154' 8½"
Hahn, Lloyd	800 meter Run	5th	1:54.1.
Hamm, Edward B.	1500 meter Run	—	Elim. in trials
Hamm, Edward B.	Broad Jump	1st	25' 4¾"
Harlow, Charles	Javelin Throw	—	174' 2⅛" trials
Haworth, Charles	5000 meter Run	—	Elim. in trials
Hedges, Ben Jr.	High Jump	2nd	6' 3¼"
Henigan, James	Marathon	59th	2:59.50
Hines, Creth B.	Javelin Throw	—	187' 6⅞" trials
Houser, Dr. Clarence L.	Discus Throw	1st	155' 3"
Hubbard, Mervin	Broad Jump	—	24' 4" in trials
Kelley, Robert	Hop-Step-Jump	1st	44' 9" trials
King, Robert W.	High Jump	1st	6' 4⅝"
Krenz, Eric	Shot Put	4th	49' 2⅝"
Kuck, John	Shot Put	1st	51' 7½"
Lermond, Leo	5000 meter Run	4th	14:50.0
Lewis, John	1600 meter Relay	—	Reserve
Maxwell, Robert	400 m. Hurdles	—	Elim. in semis
McAllister, Robert F.	100 meter Dash	6th	—
McGinnis, Charles E.	High Jump	7th	6' 2"
	Pole Vault	3rd	13' 11⅛"
Michelsen, Albert	Marathon	9th	2:38:56.
Montgomery, J. L.	3000 m. Steeplechase	—	Elim. in trials

Athletics (Men)	*Event*	*Place*	*Performance*
Osborn, Harold M.	High Jump	5th	6' 3⅝"
Paddock, Charles W.	200 meter Dash	—	Elim. in semis
Phillips, Herman	1600 meter Relay	6th	—
Quinn, James F.	400 meter Relay	1st	USA time 41.0
Ray, Joie W.	10,000 meter Run	14th	—
	Marathon	5th	2:36:04.
Ring, Carl	110 m. Hurdles	—	Elim. in semis
Robinson, Sid	1500 meter Run	—	Elim. in trials
Romig, John L.	10,000 meter Run	—	Did not finish
Rothert, H. P.	Shot Put	—	48' 7½" trials
Russell, Henry A.	100 meter Dash	—	Elim. in semis
	400 meter Relay	1st	USA time 41.0
Sager, Arthur W.	Javelin Throw	—	198' 4⅞" trials
Scholz, Jackson V.	200 meter Dash	4th	—
Sittig, John F.	800 meter Run	—	Elim. in semis
Smith, M. J. M. L.	5000 meter Run	7th	—
	10,000 meter Run	—	Did not finish
Snyder, Emil	400 meter Dash	—	Elim. 2d rd.
Spencer, Emerson	1600 meter Relay	1st	USA time 3:14.2
Spencer, W. O.	3000 m. Steeplechase	9th	—
Stewart, James	Decathlon	4th	7024.135
Taylor, F. Morgan	400 m. Hurdles	3rd	53.8
Tierney, Joseph	400 meter Dash	—	Elim. 3rd rd.
Watson, Ray B.	800 meter Run	9th	—
Wetcher, Fred E.	Discus Throw	—	149' 8¾" trials
Wykoff, Frank	100 meter Dash	4th	10.8
	400 meter Relay	1st	USA time 41.0
Walsh, Maj. Patrick J.	Manager		
Brown, George V.	Assistant Manager		
Kennedy, Robert W.	Assistant Manager		
Sullivan, Timothy J.	Marathon Manager		
Robertson, Lawson	Head Coach		
Assistant coaches: John W. Behr, Dean Cromwell, Edward Farrell, Harry Hillman, Wilbur Hunsell, Thomas F. Keane, John J. Magee, John A. Ryder, Henry Schulte, R. L. Templeton. Trainers: Michael Chambers, William Heywood, William Morris, Peter Poole; Michael J. Ryan, Jacob Weber.			

Athletics (Women)	*Event*	*Place*	*Performance*
Borckmann, Dee	800 meter Run	—	Elim. in trials
Cartwright, Elita	100 meter Dash	—	Elim. in semis
Copeland, Lillian	Discus Throw	2nd	109' 3"
Cross, Jessie	400 meter Relay	2nd	USA time 47.4
Hasenfus, Olive B.	100 meter Dash	—	Reserve
Holley, Marion	High Jump	7th	Tied at 4' 11½"
Jenkins, Margaret	Discus Throw	—	88' 9¾" trials
McDonald, Florence	800 meter Run	6th	—
McDonald, Reva	Discus Throw	—	99' 3" trials
Maguire, Catherine	High Jump	—	4' 10½" trials
McNeil, Loretta	400 meter Relay	2nd	USA time 49.8
Reichardt, Maybelle	Discus Throw	—	109' 11¾" trials
Robinson, Elizabeth	100 meter Dash	1st	12.2
	400 meter Relay	2nd	USA time 49.8
Sayer, Edna, E.	100 meter Dash	—	Reserve
Shiley, Jean M.	High Jump	4th	4' 11½"
Vrana, Anne	100 meter Dash	—	Reserve
Washburn, Mary T.	100 meter Dash	—	Elim. in semis
	400 meter Relay	2nd	USA time 49.8
Wiley, Mildred	High Jump	3rd	5' 1⅝"
Wilson, Rayma B.	800 meter Run	—	Elim. in trials
Steers, Fred L.	Manager		
Sheppard, Mel	Coach		
Allen, Mrs. Aileen	Chaperone		

Boxing	*Event*	*Place*	*Performance*
Daley, John L.	Buntamweight	2nd	—
Devine, Harry	Featherweight	3rd	—
Ellicott, Royal	Heavyweight	—	Reserve
Gaddby, Roy	Featherweight	—	Reserve
Henderson, Harry H.	Middleweight	—	Elim. quarter-finals

Boxing	*Event*	*Place*	*Performance*
Herbst, Ed	Middleweight	—	Reserve
Haliako, Stephen	Lightweight	2nd	—
Kaletchez, Al	Heavyweight	—	Elim. 2d rd.
Lown, Thomas	Welterweight	—	Elim. 1st rd.
Lucas, Leon	Light Heavyweight	—	Elim. 1st rd.
Maier, Dave	Light Heavyweight	—	Reserve
Mazzeo, Peter	Buntamweight	—	Reserve
Miller, Hyman	Flyweight	—	Elim. 1st rd.
Piermanti, G. (Bianco)	Flyweight	—	Reserve
Russo, George D.	Lightweight	—	Reserve
Tuzzalino, Carmen	Welterweight	—	Reserve
Stumpf, Jacob			Manager
Levine, Ben			Assistant Manager
Webb, H. M. "Spike"			Coach
Lacey, Al			Trainer

Cycling	*Event*	*Place*	*Performance*
Nelson, Chester	Road Race 165 km.	51st	5:42:57 (USA 15th)
O'Brien, Henry	Road Race 165 km.	58th	5:53.22 (USA 15th)
Smessaert, Peter	Road Race 165 km.	62nd	5:56.32 (USA 15th)
Westerholm, Charles	Road Race 165 km.	—	Reserve
Frayssе, Emil			Manager

Equestrian	*Event*	*Place*	*Performance*
Argo, Lt. Ed Y.	Individual Jumping	—	Reserve
Bradford, Capt. W. R.	Individual Jumping	—	Reserve
Carpenter, Capt. Peter	Individual Jumping	—	Reserve
Cart, Capt. Frank L.	Equestrian	22nd	1773.52 (USA 7th)
	Individual Jumping	23rd	USA 9th
Chamberlain, Maj. H.	Individual Jumping	17th	USA 9th
Doak, Maj. Sloan	Equestrian	18th	1841.60 (USA 7th)
George, Maj. Charles	Equestrian	—	Did not finish
Roffe, Capt. A. W.	Individual Jumping	33rd	USA 9th
Short, Gen. Walter C.			Manager

Fencing	*Event*	*Place*	*Performance*
Acel, Dr. Ervin S.	Sabre—Team		Elim. 1st rd (0-4)
Barnett, Edward W.	Epee—Individual		Elim. 1st rd.
	Epee—Team		Elim. 2d semis(1-5)
Breckinridge, Col. H.	Foils—Team		Elim. 2d semis(1-5)
	Epee—Team		Elim. 2d semis(4-8)
Calnan, Lt. George C.	Foils—Individual		Elim. semi-finals
	Foils—Team		Elim. semi-finals
	Epee—Team		Elim. semi-finals 3rd
Cohn, Norman S.	Epee—Individual		Elim. semi-finals
	Sabre—Team		Elim. 1st rd. (0-4)
Every, Dernell	Foils—Individual		Elim. semi-finals
	Foils—Team		Elim. semi-finals
Faulkner, Ralph B.	Sabre—Individual		Elim. semi-finals
Huffman, John R.	Sabre—Individual		Elim. 1st rd. (5-5)
Levis, Joseph	Foils—Individual		11th
	Foils—Team		Elim. semi-finals
Lyon, Arthur S.	Epee—Team		Elim. 2d semis
	Sabre—Team		Elim. 1st rd. (1-3)
Milner, Dr. Allen S.	Sabre—Individual		Finalist—Unplaced
	Epee—Team		Elim. 2d semis
Murar, Nicholas	Sabre—Individual		Elim. 1st rd.
	Sabre—Team		Elim. 1st rd. (4-4)
Peroy, Rene	Foils—Team		Elim. semi-finals
Raipner, Maj. Harold	Foils—Team		Elim. semi-finals
	Epee—Team		Elim. semi-finals
Van Buskirk, Harold	Sabre—Team		Elim. 1st rd. (1-3)
Hopper, Mrs. Irma	Women's Foils-Ind.		Elim. 1st rd.
Lloyd, Marion	Women's Foils-Ind.		Elim. semi-finals
Hammond, Dr. Graeme M.			Manager
Pinchard, Rene			Coach
Santelli, George			Coach

Gymnastics	*Event*	*Place*	*Points*
Berry, Glenn H.	Side Horse	4th	11.75
	Rings	4th	11.75
	Horizontal Bar	4th	11.75
	Parallel Bars	4th	11.75
	Broad Horse Jump	4th	11.75
	All Around	4th	11.75

1928 TEAM PERSONNEL—Continued

Gymnastics	*Event*	*Place*	*Points*
Haubold, Frank	Side Horse	30th	50.00
	Rings	58th	44.50
	Horizontal Bar	55th	45.25
	Parallel Bars	41st	46.50
	Broad Horse Jump	65th	23.125
	All-Around	47th	209.375 (USA 7th)
Jochim, Al	Side Horse	48th	45.75
	Rings	15th	52.75
	Horizontal Bar	63rd	44.00
	Parallel Bars	25th	50.25
	Broad Horse Jump	41st	23.50
	All-Around	56th	218.25 (USA 7th)
Krempel, Paul A.	Side Horse	44th	47.25
	Rings	7th	54.50
	Horizontal Bar	71st	40.25
	Parallel Bars	62nd	39.00
	Broad Horse Jump	68th	22.625
	All-Around	52nd	203.625 (USA 7th)
Krik, Frank J.	Side Horse	43rd	47.50
	Rings	74th	39.25
	Horizontal Bar	27th	53.00
	Parallel Bars	58th	41.50
	Broad Horse Jump	12th	27.375
	All-Around	44th	211.625 (USA 7th)
Newhart, Harold G.	Side Horse	37th	48.25
	Rings	62nd	42.50
	Horizontal Bar	41st	49.25
	Parallel Bars	57th	41.75
	Broad Horse Jump	10th	27.625
	All-Around	47th	209.375 (USA 7th)
Pearson, John B.	Side Horse	26th	50.50
	Rings	68th	41.25
	Horizontal Bar	57th	45.00
	Parallel Bars	59th	47.00
	Broad Horse Jump	69th	25.00
	All-Around	50th	208.75 (USA 7th)
Witzig, Herman Jr.	Side Horse	55th	43.50
	Rings	61st	42.75
	Horizontal Bar	49th	47.00
	Parallel Bars	46th	45.25
	Broad Horse Jump	7th	27.75
	All-Around	51st	206.25 (USA 7th)
Moore, Roy E.			Manager and Coach
Forsell, Robert G.			Trainer
Panzer, Henry			Director Team Work

Modern Pentathlon	*Event*	*Place*	*Performance*
Barrett, C. J. Jr.	—		Reserve
Haim, Peter C.	Running	22nd	15:55
	Shooting	7th	187
	Swimming	26th	6:23
	Fencing	25th	—
	Riding	7th	—
	Overall	20th	87 points
Mayo, Richard W.	Running	11th	15:19
	Shooting	12th	183
	Swimming	23rd	6:18
	Fencing	3rd	—
	Riding	37th	—
	Overall	19th	86 points
Newmann, Lt. A. S.	Running	8th	14:44
	Shooting	30th	147
	Swimming	4th	5:16
	Fencing	10th	—
	Riding	31st	—
	Overall	15th	85 points
Rayner, Maj. Harold M.			Manager and Team Captain

Rowing	*Event*	*Place*	*Performance*
Bayer, Ernest H.	4-Oar (bow)	2nd	6:37*
Blessing, Donald	8-Oars (coxswain)	1st	6:03.2**
Brinck, John	8-Oars (No. 2)	1st	6:03.2**
Caldwell, Hubert	8-Oars (No. 7)	1st	6:03.2**
Clark, F. A. Jr.	4-Oar with coxs.	Semi-finals	
Belisle, Eugene L.	4-Oar with coxs.	Coxs.	Elim. 2nd nd.****

Rowing	*Event*	*Place*	*Performance*
Caldwell, Hubert A.	8-Oars (No. 7)	1st	6:03.2**
Costello, Paul V.	Double Sculls (rr.)	1st	6:41.4***
Cushman, Allerton	4-Oar with coxs.	Bow	Elim. 2nd nd.****
Daily, William	8-Oars (No. 5)	1st	6:03.2**
Donlon, Peter	8-Oars (stroke)	1st	6:03.2**
Dougherty, Joseph	Pair-oars with coxs	#2	Elim. Repe-chage##
Dressler, Carroll	8-Oars (spare)	1st	6:03.2**
Frederick, Francis	8-Oars (No. 5)	1st	6:03.2**
Goetz, Augustus S.	Pair-oars with coxs.	Bow	Elim. Repe-chage##
Healis, George	4-Oars (No. 2)	2nd	6:37*
Hoover, Walter M. Sr.	Single Sculls	—	Spare
Hubbard, J. DeWolf	4-Oars with coxs.	#3	Elim. 2nd nd.****
Karle, Charles G.	4-Oars (stroke)	2nd	6:37*
Lawrence, James J.	4-Oars with coxs.	Stroke	Elim. 2nd nd.****
Mack, Thomas J.	Pair-oars with cox.	Cox.	Elim. Repe-chage##
Mason, Charles E. Jr.	4-Oars with coxs.	#2	Elim. 2nd nd.****
McDowell, Paul	Pair oars (stroke)	3rd	7:20.4##
McIlvaine, Charles	Double Sculls (bow)	1st	6:41.4***
Miller, William	4-Oars (No. 3)	2nd	6:37*
Myers, Kenneth	Single Sculls	2nd	7:20.8###
Schmitt, John	Pair Oars (bow)	3rd	7:20.4##
Smith, Anthony	4-Oar (spare)	2nd	6:37*
Stalzer, Marvin	8-Oar (bow)	1st	6:03.2**
Thompson, William G.	8-Oar (No. 4)	1st	6:03.2**
Rydlander, Alvin	8-Oar (spare)	1st	6:03.2**
Vogt, Alfred G.	Double Sculls (spare)	1st	6:41.4***
Workman, James	8-Oar (No. 6)	1st	6:03.2**

*Penn Barge Club. **University of California. ***Penn A. C. ****Harvard University. #Penn A. C. ##Penn Barge Club. ###Bachelor's Barge Club.

Burke, Henry Penn	Manager	
Wharton, Blake	Assistant Manager	
Brown, Edward	Coach (Harvard)	
Bright, Ky	Coach (California)	
Mueller, Frank	Coach (Penn A. C.)	
Hunter, Samuel L.	Coach (Penn Barge Club)	

SOCCER TEAM

All eliminated in first round—Robert Aitken Jr., Albert Cooper, James M. Cooper, John J. Deal, John Duffy, Wilbur Dunlay, James A. Gallagher, John P. Kane, Rudolph F. Kuntner, Raymond F. Littley, John J. Scott, Joseph F. Murphy, Henry C. Carroll, John Rodge, Francis J. Ryan, Harry J. Smith.

Elmer A. Schroeder, manager; George H. Burford, trainer.

Swimming (Men)	*Event*	*Place*	*Performance*
Blankenburg, T.	200 m. Breaststroke	—	Elim. in semis
Clapp, Austin	400 m. Free Style	5th	5:16
	1500 m. Free Style	—	Did not start semis
	800 meter Relay	1st	USA time 9:36.2
Colbath, Walter	High Diving	4th	85.78
Crabbe, Clarence L.	400 m. Free Style	5th	5:05.4
	1500 m. Free Style	3rd	20:28.8
Desjardins, Peter	Fancy Diving	1st	185.04
	High Diving	1st	98.74
Galitzen, Michael	Fancy Diving	2nd	174.06
	High Diving	3rd	92.34
Glancy, Harry	INA		Did not compete
Kojac, George	100 m. Free Style	4th	1:00.8
	100 m. Backstroke	1st	1:08.2
	800 meter Relay	1st	USA time 9:36.2
Loufer, Walter	100 m. Free Style	5th	1:01.0
	100 m. Backstroke	2nd	1:10.0
	800 meter Relay	1st	USA time 9:36.2
Ruddy, Raymond	400 m. Free Style	6th	5:25.0
	1500 m. Free Style	4th	21:05.0
Sansom, Paul	800 meter Relay	1st	Trials only
Smith, Harold	Fancy Diving	4th	168.96
Weissmuller, John	100 m. Free Style	1st	58.6
	800 meter Relay	1st	USA time 9:36.2
Wyatt, Paul	100 m. Backstroke	3rd	1:12.0
Young, D. K.	800 meter Relay	1st	Trials only

Manager

INA—Information not available.

Swimming (Men)	*Event*	*Place*	*Performance*
D'Elicio, Dr. M. F.			Assistant Manager
O'Mara, Doris			Assistant Manager
Bachrach, William			Coach
Brandsten, Ernest			Diving Coach
Kiphuth, Robert			Women's Coach
Landon, Mrs. Alice Lord			Women's Coach
Sackett, Mrs. Ada Taylor			Women's Chaperone

Swimming (Women)	*Event*	*Place*	*Performance*
Coleman, Georgia	Fancy Diving	3rd	73.58
	High Diving	2nd	30.60
Fauntz, Jane	200 m. Breaststroke	—	Elim. in semis
Garatti, Eleanor	100 m. Free Style	3rd	1:13.4
	400 meter Relay	1st	USA time 4:47.6
Geraghty, Agnes	200 m. Breaststroke	—	Elim. in semis
Gilman, Marion	100 m. Backstroke	4th	1:24.2
Hoffman, Margaret	200 m. Breaststroke	5th	3:19.2
Holm, Eleanor	100 m. Backstroke	5th	1:24.4 (tied)
Humbergerr, Clarita	High Diving	—	Elim. in semis
Laird, Susan	100 m. Free Style	5th	1:14.6
	400 meter Relay	1st	Trials only
Lambert, Adelaide	400 meter Relay	1st	USA time 4:47.6
Lindstrom, Lisa	100 m. Backstroke	5th	1:24.4 (tied)
McGrary, (McCary) E.	400 m. Free Style	—	Elim. in semis
McKim, Josephine	400 m. Free Style	3rd	6:00.2
	400 meter Relay	1st	USA time 4:47.6
Meany, Helen	Fancy Diving	1st	78.62
Norelius, Martha	400 m. Free Style	1st	5:42.8
	400 meter Relay	1st	USA time 4:47.6
Osipowich, Albina	100 m. Free Style	1st	1:11.0
	400 meter Relay	1st	USA time 4:47.6
Pinkston, Mrs. Betty B.	High Diving	1st	31.60
Poynton, Dorothy	Fancy Diving	2nd	73.62

Water Polo	*Event*	*Place-Performance*
Daniels, Harry C.	Team	Elim. 2nd round
Driggs, Odgen	Team	Elim. 2nd round
Farrell, Joseph	Team	Elim. 2nd round
Greenberg, R. J.	Team	Elim. 2nd round
Goeller, Norman	Team	Elim. 2nd round
Harrison, Reginald	Team	Elim. 2nd round
Lauer, Paul	Team	Elim. 2nd round
Mitchell, G.	Team	Elim. 2nd round
O'Connor, Wallace	Team	Elim. 2nd round
Schroth, George	Team	Elim. 2nd round
Topp, Herbert R.	Team	Elim. 2nd round
Young, David	Team	Elim. 2nd round
McGillivary, Perry		Coach

Wrestling	*Event*	*Place*	*Performance*
Appleton, Lloyd O.	Welterweight	2nd	—
Beers, Leslie	Welterweight	—	Reserve
Berryman, Clarence	Lightweight	6th	—
Edwards, H. L.	Light Heavyweight	4th	—
George, Ed	Heavy weight	4th	—
Hammond, Ralph W.	Middleweight	4th	Tied
Hewitt, Robert	Bantamweight	5th	—
Holding, Arthur L.	Bantamweight	—	Reserve
Morrison, Allie R.	Featherweight	1st	—
Pouncy, Ralph A.	Lightweight	—	Reserve
Reed, James	Bantamweight	—	Reserve
Rule, George	Middleweight	—	Reserve
Scott, Aurye B.	Middleweight	—	Reserve
Strack, Charles W.	Light Heavyweight	—	Reserve
Street (Strait) C. W. Jr.			Manager
Pinneo, George			Coach
Cann, W. E.			Trainer

Yachting	*Event*	*Place*	*Yacht Name*
Curry, Dr. Manfred	Dinghy Class	10th	—
Churchill, Owen P.	8-meter Class	6th	(Babe)
Hekman, Frank	8-meter Class	6th	(Babe)
Hekma, Nicholas Barry	8-meter Class	6th	(Babe)
Morris, Frederick	6-meter Class	6th	(Frieda)
Olmstead, Conway	6-meter Class	6th	(Frieda)
Outerbridge, Willets	6-meter Class	6th	(Frieda)
Thompson, James	6-meter Class	6th	(Frieda)
Weston, Benjamin P.	6-meter Class	6th	(Babe)
Whiton, Herman F.	6-meter Class	6th	(Frieda)

LaCrosse (exhibition only)	
	Players
Boyton, John W. (Boynton)	Farenholt, L. H.
Bitterson, Thomas	Helfrich, George
Brownley, Charles C.	Kegan, William A.
Dotterwich, Frank H.	Lang, John D.
Egan, James K.	Logan, William F.
Finn, Raymond	Leibensperger, Carroll
Hall, William P.	Mallonee, C. Gardner
Herspeger, Wm. G.	Nuckdorf, Lewis L.
Kaplan, Howard M.	Roy, Robert Hall
Knestris, Charles L.	Manager
Nice, Deely K.	Assistant Manager
Van Orsen, Dr. R.	Coach
Schmeisner, William C.	Assistant Coach
Wingate, Wilson W. O.	Official

1928 WINTER OLYMPIC TEAM
AT ST. MORITZ, SWITZERLAND

Bobsledding	*Event*	*Place*	*Performance*
Armstrong, E.	Bobsled 5-man	—	Reserve
Dewey, Godfrey	Bobsled 5-man	—	Reserve
Doe, Thomas	Bobsled 5-man #2	1st	5:20.5
Fiske, William (Capt.)	Bobsled 5-man #1	2nd	5:21.0
Granger, David	Bobsled 5-man #2	1st	5:20.5
Gray, Clifford	Bobsled 5-man #1	2nd	5:21.0
Heaton, Jenkens	Bobsled 5-man Skeleton	1st	5:01.8
Heaton, John R.	Bobsled 5-man #1	2nd	5:21.0
	Skeleton	2nd	3:02.8
Hine, Lyman	Bobsled 5-man #1	2nd	5:21.0
Mason, Charles G.	Bobsled 5-man #2	1st	5:20.5
Morgan, H.	Bobsled 5-man	—	Reserve
O'Brien, Jay	Bobsled 5-man #1	2nd	5:21.0
Parke, Richard	Bobsled 5-man #2	1st	5:20.5
Tucker, Nion	Bobsled 5-man #2	1st	5:20.5
Wilkes, O. D.	Bobsled 5-man	—	Reserve

Figure Skating	*Event*	*Place*	*Performance*
Badger, Sherwin C.	Men's Singles	11th	1524.00
	Pairs (Longhran)	4th	874.00
Blanchard, Mrs. T. W.	Women's Singles	10th	1970.25
	Pairs (Niles)	9th	1259.50
Loughran, Beatrix	Women's Singles	3rd	2254.50
	Pairs (Badger)	3rd	1259.50
Niles, Nathaniel W.	Men's Singles	15th	1154.75
	Pairs (Blanchard)	9th	1259.50
Turner, Roger F.	Men's Singles	16th	1360.50
Vinson, Maribel	Women's Singles	4th	2224.50
Liberman, Joel B.			Judge

Skiing	*Event*	*Place*	*Performance*
Haugen, Anders	12-mile C. Country	42nd	2:30:30
	Jumping	18th	15.291
	Combined	24th	2547
Monsen, Rolf B	12-mile C. Country	44th	2:48:00
	Jumping	6th	16.687
	Combined		Did not compete
Proctor, Charle. M.	12-mile C. Country	45rd	2:35:00
	Jumping	16th	15.985
	Combined	26th	7.208
Dewey, Dr. Godfrey			Manager

Speed Skating	*Event*	*Place*	*Performance*
Bialin, Valentine	500 meters	17th	46.5
	1500 meters	6th	2:26.5
	5000 meters	6th	9:06.5
	10,000 meters	7th	21:05.4
Farrell, O'Neil	500 meters	3rd	43.6 (tied)
	1500 meters	8th	2:26.8
	5000 meters	17th	9:29.2
Jaffee, Irving	500 meters	11th	45.2 (tied)
	1500 meters	7th	2:26.7
	5000 meters	8th	9:07.2
	10,000 meters	8th	21:06.2
Murphy, Edward L.	500 meters	11th	45.2 (tied)
	1500 meters	11th	2:28.2
	5000 meters	14th	9:19.2
Nusser, Oscar			Manager
Lloyd, George W.			Trainer

1932

1932 TEAM AT LOS ANGELES, CALIF.

Athletics (Men)	*Event*	*Place*	*Performance*
Ablowich, Edgar	1600 meter Relay	1st	USA time 3:08.2
Adams, Arnold G.	1600 meter Relay	—	Reserve
Anderson, John F.	Discus Throw	1st	162' 4⅞"
Barber, Richard	Broad Jump	5th	24' 3"
Bartlett, Lee	Javelin Throw	5th	211' 6"
Bausch, James A. B.	Decathlon	—	4602.23*
Beard, Percy	110 m. Hurdles	2nd	14.7
Bowman, Sidney	1600 meter Relay	—	3:15.4
Carr, William A.	400 meters	1st	46.3
	1600 meter Relay	1st	USA time 3:08.2
Charles, Wilson David	Decathlon	4th	7985.00*
Chisholm, William H.	50,000 meter Walk	—	5:51.01
Churchill, Kenneth	Javelin Throw	6th	207' 5⅞"
Coffman, Clyde C.	Decathlon	7th	7554.41*
Conner, Frank N.	Hammer Throw	—	Unplaced
Crosbie, Ernest	50,000 meter Walk	8th	6:02.23
Crowley, Frank	1500 meters	11th	—
Cunningham, Glenn	1500 meters	3rd	3:55.4
Dawson, Glen W.	3000 m. Steeplechase	6th	—
Dean, Daniel E.	5000 meters	7th	—
Dyer, Hector M.	400 meter Relay	1st	USA time 43.0
Eastman, Ben	400 meters	2nd	46.4
Fuqua, Ivan	1600 meter Relay	1st	USA time 3:08.2
Furth, Sol H.	Hop-Step-Jump	6th	48' 10"
Genung, Eddie	800 meters	4th	1:51.7
Gordon, Edward L.	Broad Jump	1st	25' 3¼"
Gordon, James A.	400 meters	5th	48.2
Graber, William	Pole Vault	4th	13' 7¼"
Gray, Nelson	Shot Put	5th	50' 9"
Gregory, Louis P.	10,000 meters	—	Did not finish
Hallowell, Norwood P.	1500 meters	6th	3:55.0
Hardin, Glen	400 m. Hurdles	2nd	51.9
Healey, Joseph F.	400 m. Hurdles	—	Elim. in semis
Henigan, James P.	Marathon	—	Injured, withdrew
Hill, Ralph	5000 meters	2nd	14:30.0
Hinkel, Harry Robert	50,000 meter Walk	—	Did not finish
Hornbostel, Charles C.	800 meters	6th	1:52.7
Jefferson, George G.	Pole Vault	3rd	14' 1½"
Jessup, Paul B.	Discus Throw	15th	148' 5½"
Johnson, Cornelius C.	High Jump	4th	6' 5⅝"
Keller, Jack	110 m. Hurdles	6th	—
Kiesel, Robert A.	400 meter Relay	1st	USA time 43.0
LaBorde, Henri Jean	Discus Throw	2nd	159' 1½"
McCluskey, Joseph P.	5000 m. Steeplechase	3rd	10:46.5
McDougall, Grant	Hammer Throw	5th	161' 2"
Metcalf, M. W.	Javelin Throw	7th	203' 5¾"
Metcalfe, Ralph	100 meters	2nd	10.3
	200 meters	3rd	21.3
Michelson, Albert R.	Marathon	7th	2:39.58
Miller, William N.	Pole Vault	1st	14' 4⅛"
Oldag, Hans	Marathon	11th	2:47.26
Otney, Thomas C.	10,000 meters	—	Did not finish
Pruiti, Elmo	10,000 meters	—	Did not finish
Pritchard, Walter H.	5000 m. Steeplechase	8th	—
Redd, Charles Lambert	Broad Jump	2nd	24' 11⅜"
Rekers, Paul F.	5000 meters	12th	—
Romero, Roland Lee	Hop-Step-Jump	8th	48' 8½"
Rothert, Harlow P.	Shot Put	2nd	51' 4⅝"
Saling, George	110 m. Hurdles	1st	14.6
Sexton, Leo	Shot Put	1st	52' 6-3/16"
Simpson, George	100 meters	4th	—
	200 meters	2nd	21.4
Spitz, George B.	High Jump	9th	Tied at 6' 3⅛"
Taylor, F. Morgan	400 m. Hurdles	3rd	52.0
Tolan, Eddie	100 meters	1st	10.3
	200 meters	1st	21.2
Toppino, Emmett	400 meter Relay	1st	USA time 43.0
Turner, Edwin Thomas	800 meters	5th	1:52.5
Van Osdel, Robert	High Jump	2nd	6' 5⅝"
Warner, Carl D	1600 meter Relay	1st	USA time 3:08.2
Wykoff, Frank C.	400 meter Relay	1st	USA time 43.0
Zaremba, Peter	Hammer Throw	3rd	165' 1⅜"

* Old point system.

England, Joseph T.	Manager	
Benedetto, L. di	Asst. Manager	

Athletics (Men)	*Event*	*Place*	*Performance*
Klein, Martin A.		Asst. Manager	
Masters, Alfred R.		Asst. Manager	
Bruce, Harold A.		Asst. Manager	(Marathon)
Robertson, Lawson		Head Coach	
Hillman, Harry L.		Asst. Coach	
Farrell, Edward L.		Asst. Coach	
Magee, John J.		Asst. Coach	

Athletics (Women)	*Event*	*Place*	*Performance*
Carew, Mary L.	400 meter Relay	1st	USA time 47.0
Copeland, Lillian	Discus Throw	1st	133' 2"
Didrikson, Mildred	80 m. Hurdles	1st	11.7
	High Jump	2nd	5' 5"
	Javelin Throw	1st	143' 4"
Furtsch, Evelyn	400 meter Relay	1st	USA time 47.0
Gindele, Nan	Javelin Throw	5th	124' 6⅜"
Hall, Evelyn	80 m. Hurdles	2nd	11.7
Harrington, Ethel	100 meters	—	Elim. in trials
Jenkins, Margaret	Discus Throw	9th	111' 1⅜"
Osburn, Ruth	Discus Throw	2nd	131' 8"
Pickett, Tidye	400 meter Relay	—	Reserve
Rogers, Annette J.	400 meter Relay	1st	USA time 47.0
	High Jump	6th	5' 2"
Russell, Gloria	Javelin Throw	6th	120' 6⅜"
Schaller, Simone	80 m. Hurdles	4th	11.9
Shiley, Jean	High Jump	1st	5' 5⅛"
Stokes, Elaine	400 meter Relay	—	Reserve
Von Bremen, Wilhelmina	100 meters	3rd	12.0
	400 meter Relay	1st	USA time 47.0
Wilde, Elizabeth	100 meters	6th	—
Sears, Fred B.			Manager
Klein, Martin A.			Asst. Manager
Vreeland, George H.			Coach
Allen, Mrs. Aileen			Chaperone

Boxing	*Event*	*Place-Performance*
Barth, Carmen	Middleweight	1st
Bor, Nathan	Lightweight	3rd
Brandis, Homer	Light Heavyweight	Alternate
Caercio, Fred	Middleweight	Alternate
Cravatta, Charles	Welterweight	Alternate
Feury, Fred	Heavyweight	3rd
Flynn, Edward	Welterweight	1st
Hill, Douglas	Heavyweight	Alternate
Hines, John	Featherweight	Elim. 2nd round
LaBarba, Jess	Bantamweight	Alternate
Lang, Joseph	Bantamweight	4th
Marek, Max	Light Heavyweight	Alternate
Martin, James	Bantamweight	Alternate
Miler, John	Light Heavyweight	Elim. 1st round
McCarron, James	Lightweight	Alternate
Muscarello, Anthony	Featherweight	Alternate
Perrin, James R.	Flyweight	Alternate
Salica, Louis	Flyweight	Alternate
Smith, DeBaun	Middleweight	Alternate
Kenney, William P.		Manager
Berdell, Hugo		Asst. Manager
Webb, H. M. "Spike"		Coach
Roach, James M. "Spider"		Asst. Coach

Cycling	*Event*	*Place*	*Performance*
Ade, Harold	4000 m. Pursuit	—	Elim. in trials
Allen, Russell	4000 m. Pursuit	—	Elim. in trials
Bertz, Ruggero	4000 m. Pursuit	—	Elim. in trials
Connell, Frank	Road Race	17th	2:37:20.4
Davidson, Neil	4000 m. Pursuit	—	US 6th Bevier
Ingham, Reydens	2000 m. Tandem	—	Elim. in trials
Lundeke, Otto	Road Race	26th	2:49:59.7
Mammes, Bernard	1000 m. Time Trial	8th	US 6th 1:18.0
McCoy, Jack	4000 m. Pursuit	—	Reserve
O'Brien, Henry Jr.	Road Race	11th	2:33:36.0
Sinibaldi, John	4000 m. Pursuit	—	US 6th 2:44:11.7
Testa, Eddie	2000 m. Tandem	—	Elim. in trials
	1000 m. Scratch	—	Elim. in trials
Thomas, Robert	Road Race	—	Elim. quarfinals
Fraysse, Emil E.		29th	Bevier
			Manager

Equestrian	*Event*	*Place*	*Score*
Argo, Capt. Edwin Y.	Three-day Event	8th	1539.250 USA 1st
Bradford, Capt. W. B.	Prix des Nations	4th	
Chamberlain, Maj. Harry	Three-day Event	4th	1687.855 USA 1st
	Prix des Nations	2nd	
Cole, Capt. John T.	Three-day Event	—	Reserve
Frierson, Lt. A. A.	Prix des Nations	—	Reserve
Kitts, Capt. Isaac L.	Dressage	—	846.25 USA 3rd
Moore, Sgt. Alvin H.	Dressage	7th	829.00 USA 3rd
Raguse, Lt. Carl W. A.	Prix des Nations	—	Reserve
Stewart, Lt. Leroy J.	Three-day Event	—	Reserve
Thomson, Lt. Earl F.	Three-day Event	2nd	1811.00 USA 1st
Tuttle, Capt. Hiram E.	Dressage	3rd	901.50 USA 3rd
Wofford, Lt. John W.	Prix des Nations	—	Elim. in jumps
Scott, Lt. Col. Charles L.			Manager
Thayer, Maj. Arthur P.			Coach
Koester, Capt. Fred W.			Asst. Coach
Curtis, 2/Lt. Raymond W.			Farrier
Dare, T/Sgt. Renzo			Horseshoer
Noonan, Capt. James E.			Trainer & Veterinarian

Fencing	*Event*	*Place*	*Performance*
Allesandroni, Hugh	Foil—Team	—	USA 3rd
Armitage, Norman C.	Sabre—Individual	9th	
	Sabre—Team	—	USA 4th
Bruder, Peter W.	Sabre—Individual	—	Elim. in semis
	Sabre—Team	—	USA 4th
Calnan, Lt. George C.	Foil—Team	—	USA 3rd
	Epee—Individual	6th	Elim. 16-12
	Epee Team	—	USA 3rd
Carbin, Harold A.	Epee—Individual	—	Elim. 1st rd.
deCaprites, Miguel A.	Epee—Team	—	USA 3rd
Every, Dernell	Foil—Individual	—	Elim. in semis
	Foil—Team	—	USA 3rd
Faulkner, Ralph B.	Sabre—Team	—	USA 4th
Gregory, Walter	Women's Foil—Ind.	—	Elim. 1st rd.
Heiss, Lt. Gustave M.	Epee—Individual	—	Elim. in semis
	Epee—Team	—	USA 3rd
Huffman, Dr. John R.	Sabre—Individual	6th	14-9
	Sabre—Team	—	USA 4th
Jaeckel, Tracy	Epee—Team	—	USA 3rd
Levis, Joseph L.	Foil—Individual	2nd	13-8
	Foil—Team	—	USA 3rd
Locke, Dorothy	Women's Foil—Ind.	—	Elim. 1st rd.
Lorber, Theodore	Foil—Individual	—	Elim. 1st rd.
Lloyd, Marion	Women's Foil—Ind.	9th	6-10
Murphy, Maurice	Sabre—Team	—	USA 4th
Righeimer, Frank S.	Foil—Team	—	USA 3rd
	Sabre—Team	—	USA 3rd
Shears, Curtis C.	Epee—Team	—	USA 3rd
Steere, Jon Richard C.	Foil—Team	—	USA 3rd
Van Buskirk, Harold	Sabre—Team	—	USA 4th
Schoonmaker, Leon M.			Manager
Cole, Samuel J.			Asst. Manager
Santelli, George			Asst. Coach
Pinchart, Rene			Coach
Schoonmaker, Mrs. Leon M.			Chaperone

Field Hockey	*Event*	*Place*	*Position*
Boddington, Wm. W.	Team	3rd	Inside Left
Brewster, Harold S.	Team	3rd	Goalie
Buck, Lanpheer	Team	3rd	Reserve
Coffin, Roy R.	Team	3rd	Reserve
Deacon, Amos R. L.	Team	3rd	Center Forward
Disston, Horace C.	Team	3rd	Left Halfback
Ewing, Sam B. Jr.	Team	3rd	Right Fullback
Gentle, James C.	Team	3rd	Center Forward
Greer, Henry K.(Mgr.)	Team	3rd	Center Half
Hobson, Wilson T. Jr.	Team	3rd	Reserve
Ingersoll, Warren	Team	3rd	Reserve
Knapp, Lawrence A.	Team	3rd	Outside Right
McMillin, David 3rd	Team	3rd	Outside Left
O'Brien, Leonard F.	Team	3rd	Left Halfback
Pyle, Robert M.	Team	3rd	Reserve
Shreffler, Charles M.	Team	3rd	Inside Right
Wolters, Fred	Team	3rd	Right Fullback

Gymnastics (Men)	*Event*	*Place*	*Points*
Buss, Raymond H.	Rope Climb	1st	6.7
Bishop, Richard	Rings	4th	55.4
Bixler, Dallas	Horizontal Bar	1st	55.0
Carmichael, Edward	Long Horse	3rd	52.6
Connelly, Thomas F.	Rope Climb	3rd	7.0
Cumiskey, Frank	Side Horse	4th	54.7
	Calisthenics—Team		USA 1st
	All Around	11th	129.025 USA 2nd
Denton, William T.	Rings	2nd	55.8
Fernberg, Philip	Rope Climb	2nd	6.9
Galbraith, W. J.	Rope Climb	2nd	6.8
Gieyre, Marcel	Long Horse	5th	52.4
Gross, Edward	Tumbling	2nd	56.0
Gulack, George	Rings	1st	56.0
Hasbold, Frank	All Around	6th	132.525 USA 2nd
	Side Horse	3rd	55.7
	Calisthenics—Team		USA 1st
Hein, Albert	Parallel Bars	11th	50.7
	Tumbling	3rd	55.1
	All Around	10th	129.075 USA 2nd
	Long Horse	2nd	53.4
	Side Horse	6th	51.2
	Parallel Bars	6th	52.4
	Calisthenics—Team		USA 1st
	Horizontal Bar	10th	24.1
Kuhlmeier, William	Club Swinging	3rd	25.9
Meyer, Frederick	All Around	8th	131.65 USA 2nd
	Calisthenics—Team		USA 1st
Roth, George	Club Swinging	1st	26.0
Schuler, Michael	All Around	17th	114.925 USA 2nd
	Parallel Bars	9th	51.8
	Calisthenics—Team		USA 1st
	Horizontal Bar	6th	46.7
Wittsig, Herman	Reserve	—	
Wolfe, Rowland	Tumbling	1st	56.7
Moore, Dr. E.			Manager
Kanis, Frank			Coach
Price, Ben			Asst. Coach
Forsell, Hiebert G.			Trainer

LaCrosse (Exhibition)	*Event*
Beeler, Francis Henry	Exhibition
Darrell, Joseph Cavendish	Exhibition
Gould, Lorne Randolph	Exhibition
Ives, James Wilcox	Exhibition
Kelly, Caleb Redgrave	Exhibition
Kelly, Donaldson Naylor	Exhibition
Knaip, Walter Francis Jr.	Exhibition
Lang, Millard Tuttle	Exhibition
McDonnan, Marshall Duer	Exhibition
Merriken, James	Exhibition
Reynolds, Peter William	Exhibition
Packard, George Frederick	Exhibition
Saule, Fritz Rudolph	Exhibition
Triplett, William Harrison	Exhibition
Turnbull, John Inglehart	Exhibition
Stone, Douglas Hoffman	Exhibition
Weitzel, William Frederick	Exhibition
Yearley, Church	Exhibition
Van Orman, Ray	Coach
Kahl, William Roe	Manager
Korn, Lewis J.	Referee
Wingate, Wilson W.	Official

Football (Exhibition) *West Team*	*Position*	*East Team*
Arbelbide, Garret	Right End	Barres, Herster
DiResta, Louis F.		Wesner, Casper
		Flower, Harold
Ehrhorn, Charles S.	Right Tackle	Hall, Stokes
		Metz, Wilhelm H.
Hulen, Ray	Right Guard	Rotan, Jess
Dawson, Raymond E.		
Williamson, Stanley	Center	Bentz, Gerhard K. H.
Medanich, Frank W.		Hoffman, Carl E.
Heiser, Peter	Left Guard	Meyers, Chas. S.
Hand, Milton N.		Sexton, Leo

1932 FOOTBALL EXHIBITION—Continued

Hall, Robert H.	Left Tackle	Bouscaren, Pierre
Hand, Milton N.*		Gahagan, Walter H.
Stone, J. Ralph	Left End	Hawley, Thomas P.
Merrill, Edwin		
Watkins, George	Quarterback	White, Bernard D.
Rintala, Rudolph		Sandburg, Harold Carl
Kirwan, Edward J.		
Clark, Eugene C.	Right Halfback	Taylor, Albert Thomas
Hammack, Harold E.		Todd, Kay Jr.
Mallory, Thomas O.	Left Halfback	Mays, Edmund A. Jr.
		Crickard, John W.
Shaver, Galus	Fullback	Schermerhorn, John F.
		Madden, John C.
East, Raymond	Reserves	Kales, Francis
Griffith, Edwin Harry	Reserves	Langdon, Les Jr.
Marks, William	Reserves	Muhlfeld, John
Wilson, Philip	Reserves	

* Played two positions.

Eastern Team

Jones, T. A. D.	Coach
Stevens, Marvins	Asst. Coach
Clark, Henry W.	Asst. Coach
Poe, Nelson	Asst. Coach
Walsh, Adam	Line Coach
Woodcock, Harold F.	Manager

Western Team

Jones, Howard H.	Coach
Warner, Glenn S.	Asst. Coach
Ingram, W. A. "Bill"	Asst. Coach
Anderson, William W.	Asst. Coach
Ellsworth, J. Phillip	Manager

Modern Pentathlon	*Event*	*Place*	*Performance*
Brady, Brookner W. ..	Riding	5th	
	Fencing	12th	
	Shooting	20th	
	Swimming	3rd	
	Running	16th	
	Final Placing	11th	56 pts.
Mansfield, Clayton J. ..	Riding	13th	
	Fencing	7th	Tied
	Shooting	16th	
	Swimming	6th	
	Running	18th	
	Final Placing	13th	60.5 pts.
Mayo, Richard W.	Riding	2nd	
	Fencing	4th	Tied
	Shooting	1st	
	Swimming	14th	
	Running	17th	
	Final Placing	3rd	38.5 pts.
Johnson, Capt. Charles R.			Manager
Dimond, John W.			Coach

Rowing	*Event*	*Place*	*Performance*
Blair, James	8-oars with cox-swain (7)*	1st	USA time 6:37.6
Chandler, Charles	8-oars with cox-swain (3)*	1st	USA time 6:37.6
Clark, Eugene	2-oars without cox-swain (5)**	—	Lost in Repechage
Clark, Thomas	2-oars without cox-swain (B)**	—	Lost in Repechage
Druesdieg, Charles	4-oars with cox-swain (5)***	—	Lost in Repechage
Dunlap, David	8-oars with cox-swain (5)*	1st	USA time 6:37.6
English, Francis	4-oars with cox-swain (2)***	—	Lost in Repechage
Gilmore, W. E. Garrett	Double Sculls (Bow)****	1st	USA time 7:17.4
Graham, Norris	8-oars with cox-swain (4)*	1st	USA time 6:37.6
Gregg, Duncan	8-oars with cox-swain (6)*	1st	USA time 6:37.6
Grossmiller, Harry	4-oars with cox-swain (3)***	—	Lost in Repechage
Hall, Winslow	8-oars with cox-swain (1)*	1st	USA time 6:37.6
Holman, Herman	8-oars with cox-swain (B)*	1st	USA time 6:37.6
Irwin, John B.	8-oars with cox-swain (A)*	1st	USA time 6:37.6

Rowing	*Event*	*Place*	*Performance*
Jastram, Burton	8-oars with cox-swain (4)*	1st	USA time 6:37.6
Jennings, Edward F.	2-oars with cox-swain (C)*	1st	USA time 6:37.6
Johnson, W. Edgar	4-oars without cox-swain (1)***	4th	USA time 7:14.2
Jones, Delbert A.	8-oars with cox-swain (A)*	1st	USA time 6:37.6
Kieffer, Charles M.	2-oars with cox-swain (1)#	1st	Lost in Repechage 8:27.8
Marshall, Edward	4-oars with cox-swain (1)***	—	Lost in Repechage
Mack, Thomas P. J.	4-oars with cox-swain (C)***	—	Lost in Repechage
Mattson, George A.	4-oars without cox-swain (3)***	4th	USA time 7:14.2
McCosker, John	4-oars without cox-swain (5)***	4th	USA time 7:14.2
McGreal, Emanuel J. ..	Single and Double Sculls***	—	Alternate
McLellan, Hays	8-oars with cox-swain (8)*	1st	USA time 6:37.6
Miller, William G.	Single Sculls***	2nd	7:45.2
Myers, Kenneth	Double Sculls****	1st	7:17.4
Pierie, Thomas Wm. ..	4-oars without cox-swain (2)***	4th	USA time 7:14.2
Salisbury, Edwin	8-oars with cox-swain (5)*	1st	USA time 6:37.6
Schauers, Joseph A.	2-oars with cox-swain (5)#	1st	USA time 8:25.8
Tower, Harold	8-oars with cox-swain (2)*	1st	USA time 6:37.6
VanVoorhis, William	8-oars with cox-swain (A)*	1st	USA time 6:37.6
Vogt, Alfred B.	2-oar & 4-oars	—	Alternate
White, David S.	8-oars with cox-swain (A)*	1st	USA time 6:37.6

NOTE—Numerals in parentheses indicate position on crew. Other symbols are: B—bow, S—stroke, R—spare, A—alternate, C—coxswain.

* University of California
** Undine Barge Club, Philadelphia
*** Penn Athletic Club
**** Bachelor's Barge Club, Philadelphia
# Penn Barge Club

Burke, Henry Penn	Manager
Mellor, George G.	Assistant Manager
Bultz, Earle J.	Assistant Manager
Nagler, R. A.	Assistant Manager
Dwight, Ky	Coach
Mueller, Frank J.	Coach

Shooting	*Event*	*Place*	*Performance*
Carr, Thomas M.	Pistol	Elim. 2nd stage, 6 sec.	
Harding, William	Rifle	5th	Tied at 292
Roberts, Luther K.	Pistol	Elim. 4 sec. stage	
Shumak, Alexander	Rifle	15th	Tied at 288
Standifer, Rom	Rifle	15th	287
Tippin, Fred C.	Pistol	Elim. 1st stage, 6 sec.	
Jones, Col. Roy D.		Manager—Pistol Team	
Cutting, Ned		Manager—Rifle Team	
Crossman, Capt. Edward C.		Captain—Pistol Team	
Tewes, Col. W. A.		Coach—Rifle Team	

Swimming (Men)	*Event*	*Place*	*Performance*
Barthels, Herbert	400 m. Free Style	—	Reserve
Booth, Frank	800 meter Relay	2nd	USA time 9:10.5
Crabbe, Clarence L.	400 m. Free Style	1st	4:48.4
Cristy, James C.	1500 m. Free Style	5th	20:02.7
Chalmers, Gordon	100 meter Backstroke	—	19:58.7
Degener, Richard K. ..	Springboard Diving	3rd	Elim. in semis 151.82
Finzler, George	800 meter Relay	2nd	USA time 9:10.5
Flanagan, Ralph	1500 m. Free Style	—	Elim. in semis
Francis, Basil H.	200 m. Breaststroke	—	Elim. in trials
Galitzen, Michael Riley	High Diving	2nd	124.28
	Springboard Diving	1st	161.38
Githula, James R.	400 meter Freestyle	—	Elim. in semis 59.2
Kalili, Manuela	100 m. Free Style	4th	USA time 58.6
	800 meter Relay	2nd	9:10.5

Swimming (Men)	*Event*	*Place*	*Performance*
Kalili, Marcola	800 meter Relay	2nd	USA time 9:10.5
Kerber, Robert	100 m. Backstroke	6th	1:12.8
Kurtz, Frank	High Diving	3rd	121.98
Moles, E. J.	200 m. Backstroke	—	Elim. in trials
Paulson, John	200 m. Backstroke	2nd	2:38.2
Schwartz, Albert	100 m. Free Style	3rd	58.8
Smith, Harold	High Diving	1st	124.80
	Springboard Diving	2nd	158.54
Thompson, Ray Webb ..	100 m. Free Style	5th	59.5
Zehr, Robert D.	100 m. Backstroke	4th	1:10.9
Blankley, Frank W.	Asst. Manager		Repechage
Coffman, William M.	Asst. Manager		Lost in Repechage
Epstein, Charlotte	Asst. Manager		(Women's Team)
Kiphuth, Robert J. H. ..	Head Coach		
Brandsten, Ernst	Asst. Coach		
Handley, L. de B.	Asst. Coach		
Cady, Fred A.	Diving Coach		
Wets, Elsie L.	Chaperone		

Swimming (Women)	*Event*	*Place*	*Performance*
Cadwell, Jane	200 m. Breaststroke	7th	3:18.2
Coleman, Georgia	Springboard Diving	1st	87.52
	High Diving	2nd	35.36
Dickinson, Dorothea ..	400 meter Relay	—	Reserve
Fauntin, Jane	Springboard Diving	3rd	82.12
Forbes, Norene	400 m. Free Style	6th	6:06
Gorman, Anna Mae	400 meter Relay	—	Reserve
Govenlock, Anne	200 m. Breaststroke	6th	3:16.0
Hoffman, Margaret	200 m. Breaststroke	1st	3:11.8
Holm, Eleanor	100 m. Backstroke	1st	1:19.4
Johns, Helen	400 meter Relay	1st	USA time 4:38
Kight, Lenore	400 m. Free Style	2nd	5:28.6
Madison, Helene	100 m. Free Style	1st	1:06.8
	400 m. Free Style	1st	5:28.5
	400 meter Relay	1st	USA time 4:38
McKibbon, Edna	400 meter Relay	—	Reserve
McKim, Josephine	100 m. Free Style	4th	1:09.3
	400 meter Relay	1st	USA time 4:38
McSherby, Joan	100 m. Backstroke	5th	1:23.2
Poynton, Dorothy	High Diving	1st	40.26
Rawls, Katherine	Springboard Diving	4th	82.56
Robertson, Louise	100 m. Backstroke	—	Reserve
Roper, Marion Dale	High Diving	3rd	35.22
Saville, Eleanor Garatti	400 meter Relay	1st	USA time 4:38
	100 m. Free Style	3rd	1:08.2

Water Polo	*Event*	*Place*
Barclay, D.	Alternate	—
Clapp, Austin R.	Player	3rd
Daubenspeck, Philip ..	Player	3rd
Finn, Charles	Player	3rd
Graham, Fred	Player	3rd
Kahanamoku, Duke	Alternate	—
Lauer, Fred	Player	3rd
McAllister, Harold	Player	3rd
Medica, Jack	Alternate	—
O'Connor, Wallace	Player	3rd
O'Connor, William R.	Player	3rd
Ranger, Sumner W.	Alternate	—
Ruddy, Ray	Player	3rd
Strong, Calvert	Player	3rd
Wiget, Ted	Alternate	—
Wildman, Herb Henry ..	Player	3rd
Von Hemert, Ted	Alternate	—
Rivas, Frank F.		Coach

Weightlifting	*Event*	*Place*	*Performance*
Bachtell, Richard Earl	Featherweight–152	5th	555.5 lbs.
Duey, Henry Ludwig ..	Lt. Heavyweight–181	3rd	726.0 lbs.
Good, William L.	Lt. Heavyweight–181	4th	709.5 lbs.
Kratkowski, Stanley J.	Middleweight–165	5th	671.0 lbs.
Manger, Albert Henry	Heavyweight	5th	693.0 lbs.
Sundberg, Arnie	Lightweight–148	5th	627.0 lbs.
Terlazzo, Anthony	Featherweight–152	3rd	616.0 lbs.
Terminus, Sam	Middleweight–165	7th	623.5 lbs.
Turbyfill, Howard	Heavyweight	6th	671.0 lbs.
Zagurski, Walter	Lightweight–148	6th	627.0 lbs.
Weitman, Dietrich			Manager
Berry, Mark H.			Coach

Wrestling—Free Style	*Event*	*Place*	*Performance*
Appleton, Lloyd Otto	Welterweight–158	—	Alternate
Ashford, George W. ..	Bantamweight–123	—	Alternate
Caldwell, Conrad C. ..	Lt. Heavyweight–191	—	Alternate
Clodfelter, Melvin C. ..	Lightweight–145	—	Elim. 3rd rd
Dougovito, Carl J.	Welterweight–158	—	Alternate
Harman, Maynard F. ..	Lightweight–145	—	Alternate
Hess, Robert William	Middleweight–174	4th	—
Mehringer, Peter J.	Lt. Heavyweight–191	1st	—
Morford, Lyle	Featherweight–134	—	Alternate
Nemir, Edgar	Featherweight–134	2nd	—
Pearce, Robert Edward	Bantamweight–123	1st	—
Reisert, Joseph	Heavyweight	2nd	—
Teagan, Ralph	Lt. Heavyweight–191	—	Alternate
Van Bebber, Jack F. ..	Welterweight–158	1st	—
Streit, O. W. Jr.			Manager
Otopalik, Hugo			Coach

Yachting	*Event*	*Place*	*Yacht Name*
Ashbrook, Temple W.	6-meter Class	2nd	Gallant
Biby, John E. Jr.	8-meter Class	1st	Angelita
Burnand, A. W.	8-meter Class	1st	Angelita
Carey, Kenneth A.	8-meter Class	—	Alternate
Carlson, Hal	6-meter Class	Reserve	Gallant
Carlson, Robert	6-meter Class	2nd	Gallant
Churchill, Owen P.	8-meter Class	1st	Angelita (skip)
Conant, Frederic W.	6-meter Class	2nd	Gallant (skip)
Cooper, William H.	8-meter Class	1st	Angelita
Davis, Ernest S.	6-meter Class	2nd	Gallant
Davis, Pierpont	8-meter Class	1st	Angelita
Dorsey, Carl J.	8-meter Class	2nd	Gallant
Douglas, Donald, W. ..	6-meter Class	—	—
Douglas, D. W. Jr.	Star Class	Reserve	—
Fink, Edward	Star Class	1st	Jupiter
Gray, Gilbert T.	8-meter Class	1st	Angelita
Huettner, John A.	Olympic Monotype (Finn)	—	—
Jessop, Joseph E.	Olympic Monotype (Finn)	—	—
Libano, Andrew J.	Star Class	—	Jupiter
Lyon, Charles W.	Olympic Monotype (Finn)	—	7th
Lee, Thomas	6-meter Class	Reserve	—
McCabe, Arthur J.	Star Class	Alternate	—
Moore, Richard	8-meter Class	—	Angelita
Morgan, Alan C.	8-meter Class	—	Angelita
Rogers, Alfred E.	6-meter Class	Alternate	—
Smith, Charles E.	6-meter Class	2nd	Gallant
Sutton, Robert M.	8-meter Class	1st	Angelita
Webster, Thomas J.	8-meter Class	1st	Angelita
Churchill, Owen			Manager

1932 WINTER OLYMPIC TEAM AT LAKE PLACID, N. Y.

Bobsledding	*Event*	*Place*	*Performance*
Adams, Arthur L. D.	Two-man	—	Reserve
Ashforth, Albert	Four-man	—	Reserve
Bryant, Percy D.	Four-man USA #2	2nd	7:55.70
Eagan, Edward F.	Four-man USA #1	1st	7:53.68
Fiske, William	Four-man USA #1	—	7:53.68
Goodrich, Hunter	Four-man	1st	Reserve
Gray, Clifford B.	Four-man USA #1	1st	7:53.68
Hackney, Clement	Four-man	—	Reserve
Heaton, John S.	Two-man USA #2	3rd	8:29.15
Hunsinger, Henry A. ..	Four-man USA #2	2nd	7:55.70
Horton, Edmund C.	Four-man USA #2	2nd	7:55.70
Lipson, Edward A.	Four-man	—	Reserve
Martin, Henry G.	Two-man & Four-man	—	Reserve
Minton, Robert H.	Two-man USA #2	3rd	8:29.15
O'Brien, Jay	Four-man USA #1	1st	7:53.68
Stevens, Curtis P.	Two-man USA #1	1st	8:14.74
Stevens, Francis P.	Four-man USA #2	2nd	7:55.70
Stevens, J. Hubert	Two-man USA #1	1st	8:14.74
Stevens, Raymond F. ..	Two-man	—	Reserve
O'Brien, J. Jay			Manager
Fleming, Philip B. (Major)			Coach

Figure Skating	*Event*	*Place*	*Points*
Badger, S. C. (Mgr.)	Pairs (with Loughran)	5th	1,000
	Women's Singles	5th	1,000
Bennett, Margaret	Men's Singles	5th	1,000
Davis, Suzanne	Women's Singles	5th	1,000

PERSONNEL OF 1932 WINTER GAMES—Continued

Figure Skating	*Event*	*Place*	*Performance*
Hill, George E. B.	Men's Singles	—	Alternate
Loughran, Beatrix	Pairs (with Badger)	2nd	77.5
Madden, James L.	Men's Singles	7th	2069.6
Meredith, Gertrude	Pairs (with Savage)	7th	59.8
Nagle, William J.	Men's Singles	11th	1884.8
Peppe, Audrey	Women's Singles	—	Alternate
Savage, Joseph K.	Pairs (with Meredith)	7th	59.8
Turner, Roger F.	Men's Singles	6th	2297.6
Vinson, Maribel Y.	Women's Singles	5rd	2158.5
Weigel, Louise	Women's Singles	14th	1769.4
Badger, Sherwin C.		Manager	
Hapgood, Richard L.		Asst. Manager	
Blanchard, Mrs. Theresa Weld		Chaperone	

Ice Hockey	*Event*	*Place*	*Position*
Anderson, Osborn	Team	2nd	For. & Def.
Bent, John P.	Team	2nd	Forward
Chase, John P.	Team	2nd	Forward
Cookman, John E.	Team	2nd	Forward
Everett, Douglas N.	Team	2nd	Forward
Farrell, Franklin	Team	2nd	Goalie
Fitzgerald, Joseph F.	Team	2nd	For. & Def.
Frazier, Edward M.	Team	2nd	Goalie
Garrison, John B.	Team	2nd	Defense
Hallock, Gerard 3rd	Team	2nd	Defense
Livingston, Robert C.	Team	2nd	Defense
Nelson, Francis A. Jr.	Team	2nd	Forward
Palmer, Winthrop H.	Team	2nd	Forward
Smith, Gordon	Team	2nd	Forward
Trimble, Rufus J.			Manager
Uyo, Ralph J.			Asst. Manager
Winsor, Alfred			Coach
Gleason, Gilbert H.			Asst. Coach
Wrainer			Trainer

Skiing (Men)	*Event*	*Place*	*Performance*
Andersen, Erling N.	18-kil. C. Country	42nd	1:58:13
Backstrom, Nils	50-kil. C. Country	19th	5:25:40
Batson, Lawrence	Jumping	—	Alternate
Billings, Norton R.	50-kil. C. Country	—	Did not finish
Blood, Edward L.	Combined Event	19th	561.45
Ellington, Lloyd C.	Combined Event	16th	554.1
Erickson, John M.	Combined Event	25th	516.3
Farrell, Peshar	Combined Event	15th	559.9
Hatsh, James	Combined Event	—	Alternate
Holmstrom, Carl	Jumping	—	Alternate
Monsen, Rolf	18-kil. C. Country	33rd	1:42:56
	Combined Event	9th	569.5
Olmen, Casper	Jumping	5th	216.7
Parsons, Richard E.	18-kil. C. Country	28th	1:40:08
	50-kil. C. Country	15th	5:13:59
Reid, Robert H.	50-kil. C. Country	20th	5:26:06
Mikkelsen, Roy	Jumping	15th	195.6
Steele, John D.	Jumping	5th	52.0 (fell)
Zetterstrom, Olle	18-kil. C. Country	23rd	1:38:26
Proctor, Prof. Charles A.			Manager
Bilgen, Julius P.			Coach
Halvorson, Alf			Asst. Coach

Speed Skating (Men)	*Event*	*Place*	*Performance*
Bialis, Valentine	10,000 meters	5th	—
Deitz,			Alternate
Farrell, J. O'Neill	500 meters	6th	—
Guenther, Lloyd W.	1500 meters	—	Elim. in trials
Jaffee, Irving	5000 meters	1st	9:40.8
	10,000 meters	1st	19:13.6
Murphy, Edward S.	5000 meters	2nd	—
Murray, Roy V.	500 meters	—	Elim. in trials
	1500 meters	5th	—
Potts, Allan W.	500 meters	—	Elim. in trials
Schneider, Edward J.	10,000 meters	8th	—
Shea, John A.	500 meters	1st	43.4
	1500 meters	1st	2:57.5
Springer, Carl F.	5000 meters	—	Elim. in trials
Taylor, Herb B.	1500 meters	6th	—
	5000 meters	4th	—
Wedge, Edwin	10,000 meters	4th	—
Taylor, William			Manager and Coach
O'Hare, William J.			Asst. Coach
Volkringer, Frank			Trainer

Speed Skating (Women) Exhibition Only			
Bina, Helen	500 meters	6th	—
	1000 meters	—	Elim. in trials
	1500 meters	3rd	—
Dubois, Elizabeth	500 meters	2nd	—
	1000 meters	1st	2:04
	1500 meters	—	Elim. in trials
Franey, Dorothy	500 meters	—	Elim. in trials
	1000 meters	3rd	—
	1500 meters	5th	—
Klein, Kit	500 meters	3rd	—
	1000 meters	—	Elim. in trials
	1500 meters	4th	—
McClave, Elsie Muller	500 meters	5th	—
	1000 meters	—	Elim. in trials
	1500 meters	—	Elim. in trials
Blaisdell, Mrs. Frederic		Manager and Chaperone	

Sled Dog Race Exhibition Only			
Belknap, Stuart	Two Races Comb.	8th	5:54:22.5
Bunnell, Earl	Two Races Comb.	—	No Record
Haines, Roger	Two Races Comb.	5th	5:57.3
Murphy, Henry	Two Races Comb.	9th	5:58:15.5
Sears, Dexter	Two Races Comb.	10th	6:02:11.2
Seeley, Mrs. Milton	Two Races Comb.	12th	7:14:46.7
Sprpala, Leonard	Two Races Comb.	2nd	4:31:01.8
Vaughan, Norman	Two Races Comb.	11th	7:13:56.0

Curling			
Exhibition Only			
Burt, H. E.	Conn.	4th	
Pryde, Robert	Conn.	4th	
Curran, S. S.	Conn.	4th	
Hatfield, A. R.	Conn.	4th	
Moomley, W. H.	Mich.	8th	
Palmer, E. R.	Mich.	8th	
Fraser, Don	Mich.	8th	
Lawton, George	Mich.	8th	
* Tied.			

Parks, F. R.	Mass.	6th*	
Curtis, Charles	Mass.	6th*	
Willett, George	Mass.	6th*	
Porter, A. S.	Mass.	6th*	
Williams, C. B.	N. Y.	6th*	
Peale, F. D.	N. Y.	6th*	
Ogden, G. B.	N. Y.	6th*	
Calder, J. W.	N. Y.	6th*	

1936

1936 TEAM AT BERLIN, GERMANY

Athletics (Men)	*Event*	*Place*	*Performance*
Albritton, David D.	High Jump	2nd	6' 6¾"
Bartlett, Earl Morton	Javelin Throw	12th	215' 7½"
Brooks, John William	Broad Jump	7th	24' 3½"
Brown, William	Marathon	—	Withdrew
Brown, William	Hop-Step-Jump	17th	47' 1½"
Cagle, Harold	1600 meter Relay	2nd	USA time 3:11
Carpenter, Ken	Discus Throw	1st	165' 7⅝"
Clark, Robert	Decathlon	2nd	7601 pts.
	Broad Jump	6th	25' 1 13/16"
Crosbie, G. Wm. E.	50 Kilometer Walk	26th	5:14:44.3
Cunningham, Glenn	1500 meters	2nd	3:48.4
Dawson, John Wilson	3000 m. Steeplechase	8th	9:16.4
Deckard, Thomas M.	5000 meters	—	Elim. in trials
Draper, Foy	400 meter Relay	1st	USA time 39.8
Dreyer, Henry Francis	Hammer Throw	9th	165' 4½"
Dunn, Gordon Glover	Discus Throw	2nd	161' 11⅜"
Favor, Don Emerson	Hammer Throw	6th	165' 4 5/16"
Fitch, Alfred Lord	1600 meter Relay	2nd	USA time 3:11
Francis, Sam H.	Shot Put	4th	50' 8¼"
Glickman, Martin I.	400 meter Relay	1st	USA time
Graber, William	Pole Vault	5th	13' 7½"
Hardin, Glenn Foster	400 m. Hurdles	1st	52.4
Hornbostel, Charles	800 meters	5th	1:47.6
Johnson, Cornelius C.	High Jump	1st	6' 7 15/16"
Kelley, Ira Adelbert	Marathon	18th	2:45:12.2
Koehler, Ernest	50 kil. Walk	23rd	5:20:18.2
Lash, Donald Ray	5000 meters	14th	—
	10,000 meters	8th	31:39.4
LuValle, James Ellis	400 meters	3rd	46.8
	1600 meter Relay	—	Reserve
Mangan, Albert J.	50 kilometer Walk	21st	5:12:00.2
Manning, Harold	3000 m. Steeplechase	5th	9:11.2
McCluskey, Joseph P.	3000 m.Steeplechase	10th	9:29.4
McMahon, William F.	Marathon	—	Withdrew
Meadows, Earle	Pole Vault	1st	14' 3½"
Metcalf, Malcolm	Javelin Throw	—	190' 11⅝"
Metcalfe, Ralph H.	100 meters	2nd	10.4
	400 meter Relay	1st	USA time 39.8

Athletics (Men)	*Event*	*Place*	*Performance*
Morris, Glenn E.	Decathlon	1st	7900 pts.
O'Brien, Edward T.	1600 meter Relay	2nd	USA time 3:11
Owens, Jesse	100 meters	1st	10.3
	200 meters	1st	20.7
	400 meter Relay	1st	USA time 39.8
Packard, Robert R.	Broad Jump	1st	26' 5-5/16"
	200 meters	—	Elim. semi-finals 21.5
Parker, Jack	Decathlon	3rd	55.0
Patterson, Joseph H.	400 m. Hurdles	4th	7275 pts.
Pentti, Eino Walter	10,000 meters	16th	—
Pollard, Fred. D. Jr.	110 m. Hurdles	3rd	14.4
Robinson, Matthew M.	200 meters	2nd	21.1
Romero, Roland L.	Hop-Step-Jump	5th	49' 5-11/16"
Rowe, William A.	Hammer Throw	5th	169' ¾"
Schofield, M. Dale	400 m. Hurdles	—	Elim. semi-finals 53.5
San Romani, Archie J.	1500 meters	4th	3:50
Sefton, Walter W.	15 kil. C. Country	—	Qualified for semi-final but withdrew because of illness.
Smallwood, Robert H.	400 meters	—	Elim. in semis
Staley, Roy M.	110 m. Hurdles	—	Reserve
Stoller, Sam Stanley	400 meter Relay	—	Reserve
Terry, Alton	Javelin Throw	6th	220' 3-11/16"
Thueber, Delos P.	High Jump	3rd	6' 6¾"
Torrance, Jack	Shot Put	5th	50' 5½"
Towns, Forrest Grady	110 m. Hurdles	1st	14.2
Venske, Gene George	1600 meters	9th	3:55
Wilkins, Dudley G.	Hop-Step-Jump	8th	48' 7¾"
Williams, Archie F.	400 meters	1st	46.5
Williamson, Harry W.	800 meters	—	1:55.8
Wood, Walter Dongan	Discus Throw	—	Did not com.
Woodruff, John	800 meters	1st	1:52.9
Wudyka, Stanley J.	10,000 meters	29th	—
Wykoff, Frank C.	100 meters	4th	10.4
	400 meter Relay	1st	USA time 39.8
Young, Robert Clark	1600 meter Relay	2nd	USA time 3:11
Zaitz, Dimitri N.	Shot Put	6th	50' 3⅛"
Zamperini, Louis S.	5000 meters	8th	14:46.8
Bingham, William			Manager
Brown, George W			Asst. Manager
Mitchell, Thomas Nelson			Asst. Manager
Masters, Alfred Richard			Asst. Manager
Schaefer, Edwin			Coach
Robertson, Lawson			Coach
Cromwell, Dean Bartlett			Asst. Coach
Hayes, Earle C.			Asst. Coach
Hamilton, Brutus			Trainer
Van Blake, Seymour St.			Trainer
Morris, William H.			Trainer

Athletics (Women)	*Event*	*Place*	*Performance*
Arden, Alice Jean	High Jump	11th	Tied at 4' 11"
Bland, Harriet C.	100 meters	—	Elim. in trials
	400 meter Relay	1st	USA time 46.9
Burch, Betty L.	Javelin Throw	12th	98' 6⅝"
Ferrara, Helen Lucy	Broad Jump	—	Failed to qualify
Hasenfus, Olive B.	400 meter Relay	—	Reserve
Kelly, Kathlyn	High Jump	9th	Tied at 4' 11"
O'Brien, Mrs. A. V.	80 m. Hurdles	—	Elim. in semis
Pickett, Tidye Anne	80 m. Hurdles	—	Fell in semis
Robinson, Elizabeth	400 meter Relay	1st	USA time 46.7
Rogers, Annette Joan	High Jump	6th	Tied at 5' 1-1/32"
	400 meter Relay	1st	USA time 46.7
Schaller, Simone E.	100 meters	5th	—
Stephens, Helen H.	80 m. Hurdles	—	Elim. in semis
	100 meters	1st	11.5
	Discus Throw	10th	112' 7½"
	400 meter Relay	1st	USA time 46.9

Athletics (Men)	*Event*	*Place*	*Performance*
Stokes, Louise	400 meter Relay	—	Reserve
Warren, Josephine F.	400 meter Relay	—	Reserve
Wilhelmson, Mrs. G.	Discus Throw	9th	112' 11½"
	Javelin Throw	7th	122' 6½"
Worst, Martha V.	Javelin Throw	9th	120' 4½"
Steers, Fred Lewellyn	Manager		
Boeckman, Dee Halpin	Coach—Chaperone		
Dunnette, Katherine V.	Asst. Coach—Chaperone		

Basketball	*Event*	*Place*	*Performance*
Balter, Sam J.	Team	1st	
Bishop, Ralph E.	Team	1st	
Forienberry, Joe C.	Team	1st	
Gibbons, John Haskell	Team	1st	
Knowles, Carl Stanley	Team	1st	
Johnson, Francis Lee	Team	1st	
Lubin, Frank John	Team	1st	
Mollner, Art Owen	Team	1st	
Piper, Donald Arthur	Team	1st	
Ragland, Jack William	Team	1st	
Schmidt, Willard T.	Team	1st	
Shy, Carl	Team	1st	
Swanson, Duane Alex	Team	1st	
Wheatley, William J.	Team	1st	
Reilly, Dr. Joe J.			Manager
Needles, James Richard			Coach
Johnson, Eugene Raymond			Asst. Coach
Zanzani, Frank			Trainer

Boxing	*Event*	*Place-Perform.*	
Atkinson, James Clark	Middleweight–160	Elim. 3rd round	
Brown, John	Bantamweight–118	Reserve	
Fink, Ord	Welterweight–147	Reserve	
Johnson, Willis	Heavyweight	Reserve	
Kara, Theodore Ernst	Featherweight–126	Elim. 3rd round	
Lauria, Louis Daniel	Flyweight–112	3rd	
Oliver, Arthur	Heavyweight	Elim. 2nd round	
Ruterki, Chester	Welterweight–147	Elim. 3rd round	
Scrivani, Andrew	Lightweight–135	Reserve	
Tedesco, Thomas	Featherweight–135	Reserve	
Townsend, William	Light Heavyweight–175	Reserve	
Urzo, Francesco James	Flyweight–112	Elim. 1st round	
Vinciguerra, Carl	Light Heavyweight–175	Elim. 1st round	
Wilson, Jack	Bantamweight–118	2nd	
Davis, Capt. Ray Egbert		Manager	
Bloom, Lewis Norman		Asst. Manager	
Behr, Hyp William		Coach	
Caserio, Fred		Asst. Coach	

Canoeing	*Event*	*Place*	*Performance*
Folks, Burr	10,000 m.—one seat-er folding Kayak	10th	55:32.1
	1000 m.—two seat-er rigid Kayak	—	Elim trials 4:24.9
Gaebler, William	10,000 m.—two seat-er rigid Kayak	7th	45:15.4
Graf, Robert J.	1000 m. Canadian Tandem	5th	5:14
Hasenfus, Joseph L.	10,000 m. Canadian Tandem	5th	57:06.2
	1000 m. Canadian Single	6th	6:02.6
Hasenfus, Walter M.	10,000 m. Canadian Tandem	5th	57:06.2
Lofgren, William	10,000 m. Two-seat-er rigid Kayak	7th	45:15.4
Lysak, John	10,000 m. two-seat-er folding Kayak	7th	49:46.0
McNutt, Clarence R.	1000 m. Canadian Tandem	5th	5:14.0
O'Rourke, James	10,000 m. two-seat-er folding Kayak	7th	49:46.0
Riedel, Ernest	10,000 m. one-seat-er Kayak	3rd	47:28.9
	1000 m. two-seat-er rigid Kayak	—	Elim. trials 4:25.5
Claussen, W. Van Brunt			Manager
Bauer, Albert Adolph			Coach

1936 TEAM PERSONNEL—Continued

Cycling	*Event*	*Place*	*Performance*
Byrd, Albert	4000 m. Pursuit	—	Elim. trials 5:07.4
	62.14 mile Road Race	44th	—
Logan, William	2000 m. Tandem	—	Elim. 2d rd.
	4000 m. Pursuit	—	Elim. in trials
Morton, Charles	4000 m. Pursuit	—	Elim. in trials
	62.14 mile Road Race	45th	—
Nixon, Paul E.	62.14 mile Road Race	46th	—
Sellinger, Albert	1000 m. Scratch	—	Elim. 2d rd.
	1000 m. Time Trial	10th	1:15.2
	2000 m. Tandem	—	Elim. in trials
Sinibaldi, John	4000 m. Pursuit	—	Elim. trials 5:07.4
	62.14 mile Road Race	47th	—
Grenda, Walter			Manager and Coach

Equestrian	*Event*	*Place*	*Performance*
Babcock, Capt. C. S.	Dressage	23rd	109 (USA 9th)
Bradford, Maj. W. B.	Prix des Nations	25th	USA 4th
Curtis, Lt. R. W.	Prix des Nations	—	Alternate
Jadwin, Capt. C. C.	Prix des Nations	34th	USA 4th
Kitts, Capt. Isaac L.	Dressage	25th	128 (USA 9th)
Matteson, Capt. M. H.	Prix des Nations	—	Alternate
Ragsue, Capt. C. W. A.	Three-Day	16th	263.70
	Prix des Nations	5th	USA 4th
Thomson, Capt. Earl F.	Three-Day	2nd	99.9
Tuttle, Maj. Hiram E.	Dressage	27th	133 (USA 9th)
Williams, Capt. J. M.	Three-Day	—	Fell, did not finish
Henry, Brig. Gen. Guy V.			Veterinarian
Ellis, Capt. Harvie R.			Manager

Fencing	*Event*	*Place-Perform.*
Alessandroni, Hugh V.	Foil—Individual	Elim. 2nd round
	Sabre—Team	USA tied 5th
Armitage, Norman C.	Sabre—Individual	Elim. 1st round
	Sabre—Team	USA tied 5th
Boyd, Andrew	Epee—Team	USA tied 5th
Bruder, Peter W.	Sabre—Individual	Elim. 1st round
	Sabre—Team	USA tied 5th
deCapriles, Jose R.	Epee—Team	USA tied 5th
	Sabre—Team	USA tied 5th
Dow, Warren Alvin	Foil—Team	USA tied 5th
Huffman, Dr. John R.	Sabre—Individual	Elim. 2nd round
	Sabre—Team	USA tied 5th
Hurd, John Gavin	Foil—Team	USA tied 5th
Heiss, Lt. Gustave M.	Epee—Individual	Elim. 1st round
	Epee—Team	USA tied 5th
Jaeckel, Tracy	Epee—Team	USA tied 5th
Levis, Joseph L.	Foil—Individual	Elim. semi-finals
	Foil—Team	USA tied 5th
Locke, Dorothy Brown	Foil—Ind. (Women)	Elim. semi-finals
Lloyd, Marion	Foil—Ind. (Women)	Elim. semi-finals
Nagy, Bela de	Sabre—Team	USA tied 5th
Pecora, William T.	Foil—Individual	Elim. 2nd round
	Foil—Team	USA tied 5th
Porter, John F.	Foil—Team	USA tied 5th
Righeimer, F. S. Jr.	Epee—Individual	Elim. 1st round
	Epee—Team	USA tied 5th
Sands, Lt. Thomas J.	Epee—Team	USA tied 5th
Stewart, Sam T. Jr.	Sabre—Team	USA tied 5th
Tuscan, Mrs. J. S. de	Foil—Ind. (Women)	Elim. 1st round
Weber, Lt. Fred. R.	Epee—Individual	Elim. 2nd round
Hanway, John Howard		Manager
Dimond, John William		Coach—Epee
Grimson, Robert H. E.		Coach—Foils
Santelli, George		Coach—Sabre

Field Handball	*Event*	*Performance*
Ahlemeyer, William A.	Team	6th
Bowden, Walter	Team	6th
Danner, Charles C.	Team	6th
Hagen, Edward John	Team	6th
Kaylor, Joseph	Team	6th
Leuwerke, Fred	Team	6th
Oehler, Henry	Team	6th
Oehler, Otto	Team	6th
Oehmichen, Herbert C.	Team	6th
Renz, Walter	Team (also coach)	6th
Roseco, Alfred	Team	6th
Schallenberg, Edmund	Team	6th
Schupp, Philip	Team	6th
Yantz, Gerald	Team	6th
Wortmann, Dietrich		Manager
Mangel, Walter		Asst. Manager
Brenner, Fred		Trainer

Field Hockey	*Event*	*Place*	*Performance*
Buck, Lanphear	Team—Right Wing	7th	
Boddington, W. W.	Team—Left Wing	7th	
Deacon, James K. L.	Team—Center For.	7th	
Disston, Horace C.	Team—Middle Half	7th	
Ewing, Sam Logan Jr.	Team—Right Back	7th	
Fentress, Paul Lyon	Team—Goalie	7th	
Gentle, James C.	Team—Left Half	7th	
Godfrey, Ellwood W.	Team—Right Back	7th	
Hobson, Wilson T. Jr.	Team—Reserve	7th	
Knapp, Laurence A.	Team—Right Wing	7th	
McMullin, David 3rd	Team—Left Wing	7th	
Sheaffer, Charles M.	Team—Right Inside	7th	
Thompson, Alexis	Team—Right Inside	7th	
Turnbull, John F.	Team—Right Half	7th	
O'Brien, Leonard F.	Playing Mgr.—left back	7th	
Kavanaugh, Frank J.	Trainer		

Gymnastics (Men)	*Event*	*Place*	*Points*
Cumiskey, Frank	Parallel Bars	41st	16.900
	Long Horse	45th	16.667
	Side Horse	21st	18.100
	Rings	82nd	14.234
	Free Exercise	88th	14.500
	Horizontal Bar	15th	18.600
	All-Around	48th	99.001
Haubold, Frank O.	Parallel Bars	59th	15.833
	Long Horse	76th	15.134
	Side Horse	96th	10.567
	Rings	68th	15.400
	Free Exercise	82nd	14.867
	Horizontal Bar	93rd	12.000
	All-Around	90th	83.801
	Parallel Bars	80th	14.100
	Long Horse	77th	15.033
	Side Horse	58th	16.054
	Rings	89th	13.000
	Free Exercise	83rd	14.833
	Horizontal Bar	79th	15.134
	All-Around	85th	88.133
Jochim, Alfred A.	Parallel Bars	96th	11.334
	Long Horse	94th	13.766
	Side Horse	76th	14.267
	Rings	52nd	15.767
	Free Exercise	62nd	16.033
	Horizontal Bar	79th	15.133
	All-Around	85th	86.867
Meyer, Frederick	Parallel Bars	61st	15.767
	Long Horse	44th	16.700
	Side Horse	18th	18.166
	Rings	98th	11.567
	Free Exercise	67th	15.700
	Horizontal Bar	50th	16.600
	All-Around	65th	94.500
Phillips, Chester W.	Parallel Bars	30th	17.400
	Long Horse	60th	15.933
	Side Horse	82nd	13.333
	Rings	88th	13.134
	Free Exercise	43rd	16.933
	Horizontal Bar	87th	14.000
	All-Around	77th	90.733
Pitt, Arthur	Parallel Bars	87th	13.567
	Long Horse	72nd	15.233
	Side Horse	69th	14.900
	Rings	75th	14.700
	Free Exercise	89th	14.466
	Horizontal Bar	59th	16.200
	All-Around	82nd	89.066

Gymnastics (Men)	*Event*	*Place*	*Performance*
Wheeler, George E.	Parallel Bars	34th	17.100
	Long Horse	24th	17.433
	Side Horse	89th	12.566
	Rings	87th	13.434
	Free Exercise	25rd	17.367
	Horizontal Bar	65th	15.967
	All-Around	67th	93.867
Forsell, Herbert G.			Manager
Gevecker, Charles J.			Asst. Manager
Osey, Joseph			Coach
Schuler, Michael			Trainer

Gymnastics (Women)	*Event*	*Place*	*Points*
Caputo, Jennie	Parallel Bars	8th	22.60
	Balance Beam	7th	21.55
	Vaulting Horse	13th	21.30
	All-Around	9th	65.45
Caruccio, Cossetta A.	Parallel Bars	4th	22.95
	Balance Beam	5rd	23.05
	Vaulting Horse	10th	20.85
	All-Around	4th	66.85
Duff, Margaret	Parallel Bars	18th	20.50
	Balance Beam	40th	20.30
	Vaulting Horse	39th	19.70
	All-Around	37th	60.50
Haubold, Mrs. Irma	Parallel Bars	20th	21.30
	Balance Beam	33rd	21.00
	Vaulting Horse	31st	20.15
	All-Around	23rd	62.45
Kibler, Marie Martin	Injured, forced to withdraw		
Lunardomi, Ada	Parallel Bars	41st	19.80
	Balance Beam	36th	20.75
	Vaulting Horse	39th	19.70
	All-Around	38th	60.25
Meyer, Adelaide	Parallel Bars	24th	21.05
	Balance Beam	39th	18.15
	Vaulting Horse	62nd	17.55
	All-Around	56th	56.55
Wright, Mary F.	Parallel Bars	47th	18.50
	Balance Beam	47th	19.15
	Vaulting Horse	61st	17.45
	All-Around	54th	55.00
Brown, Margaret Christina			Manager—Trainer
Miele, George E.			Coach

Modern Pentathlon	*Event*	*Place*	*Performance*
Leonard, Lt. C. F. Jr.	Riding	15th	0-47
	Fencing	10th	—
	Shooting	1st	200
	Swimming	6th	4:40.8
	Running	7th	Tied-14:15.5
	Total (USA 1st)	2nd	59.5 pts.
Starbird, Lt. Alfred D.	Riding	8th	9:27.9 (tied)
	Fencing	8th	Tied
	Shooting	21rd	181
	Swimming	5th	4:55.5
	Running	7th	Tied-14:15.5
	Total (USA 1st)	3rd	67.5 pts.
Ernst, Lt. Frederick R.	Riding	22nd	10:19.2
	Fencing	1st	—
	Shooting	2nd	194
	Swimming	20th	5:04.1
	Running	21st	14:56.2
	Total (USA 1st)	9th	79.0 pts.
Mayo, Capt. Richard Walden			Manager
Dimond, John William			Coach

Rowing	*Event*	*Place*	*Performance*
Adam, Gordon B.	8-oar with cox.* (5)	1st	6:25.4
Austin, John Paul	4-oar with cox. (3)**	3rd	Repechage 8:28
Barrow, Daniel H. Jr.	Single Sculls**	—	Repechage
Bennett, Edward H.	4-oar with cox. (C)#	—	6:25.4
Coy, Donald Chester	8-oar with cox. (8)*	1st	
Curran, Thomas A.	2-oar with cox. (1)**	—	Repechage
Cutler, Robert Bradley	4-oar with cox. (5)#	—	Repechage
Cutter, Roger W. Jr.	4-oar with cox. (2)#	—	Repechage
Dahm, George L. Jr.	2-oar without cox. (5)**	—	Repechage
Day, Charles Ward	8-oar with cox. (2)*	1st	6:25.4
Dougherty, Joseph M.	2-oar with cox. (5)**	—	Repechage
Dugan, William	Double Sculls (5)***	5th	7:44.8

Rowing	*Event*	*Place*	*Performance*
Fries, Charles H.	4-oar without cox. (3)##	—	Repechage
Fruehauf, Eugene J. Jr.	4-oar without cox. (3)##	—	Repechage
Hague, George Turner	4-oar without cox. (2)##	—	Repechage
Haskins, William C.	4-oar with cox. (1)#	—	Repechage
House, John William	Double Sculls (1)***	5th	7:44.8
Hume, Donald Bruce	8-oar with cox. (5)*	1st	6:25.4
Hunt, George E. Jr.	8-oar with cox. (6)*	1st	6:25.4
Loveless, George G.	2-oar with cox. (C)**	—	Repechage
McMillin, James Burge	8-oar with cox. (5)*	1st	6:25.4
Moch, Robert Gaston	4-oar with cox. (C)*	1st	6:25.4
Morris, Herbert Roger	8-oar with cox. (1)*	1st	6:25.4
Rantz, Joseph Harry	8-oar with cox. (7)*	1st	6:25.4
Sapecky, Alfred James	4-oar without cox. (5)##	—	Repechage
Schoch, Delos Clifton	8-oar with cox. (R)*	1st	6:25.4
Shrakey, Harry James	2-oar without cox. (1)**	—	Repechage
Thompson, James	4-oar without cox. (1)##	—	Repechage
White, John Galbraith	8-oar with cox. (4)*	1st	6:25.4

* University of Washington ** Penn A. C. *** Undine Barge Club. # Riverside Boat Club. ## West Side Rowing Club.

Burke, Henry Penn	Chairman
Newbold, Colonel Thomas	Manager
Magrath, Dr. George Burgess	Asst. Manager
Broderick, Michael John	Asst. Manager
Ulbrickson, Alvin Martin	8-oar Coach
McNichol, John	Sculler Coach
Terry, Lawrence	4-oar Coach
Pocock, George Yeoman	Boatman
McLaughlin, James Michael	Trainer

Shooting	*Event*	*Place*	*Performance*
Doob, Morris A.	Rapid Fire Pistol	24th	Elim. 6 sec.
Fisher, Clarence Ingalls	Rapid Fire Pistol	15th	Elim. 4 sec.
Hudnutt, Major Dean*	Slow Fire Pistol	—	Elim. 8 sec.
Jones, Elliott	Slow Fire Pistol	6th	536
Marshall, Ralph S.	Slow Fire Pistol	33rd	505
Riedell, William	Slow Fire Pistol	17th	519

* Also competing manager.

Soccer Football	*Event*	*Place-Perform.*
Altemose, Charles W.	Team	Lost 1st round
Barkus, Francis A.	Team	Lost 1st round
Begley, Edward J.	Team	Lost 1st round
Crockett, James	Team	Lost 1st round
Chmielewski, J. W.	Team	Lost 1st round
Denton, Robert W.	Team	Lost 1st round
Findler, William John	Team	Lost 1st round
Gajda, Andrew	Team	Lost 1st round
Greinert, Frank	Team	Lost 1st round
Lutkefedder, Otto	Team	Lost 1st round
Nemchik, George	Team	Lost 1st round
Olthaus, John Joseph	Team	Lost 1st round
Pietras, Peter P.	Team	Lost 1st round
Ryan, Francis J.	Team	Lost 1st round
Stoll, Fred	Team	Lost 1st round
Zbikowski, F. J.	Team	Lost 1st round
Zywan, John	Team	Lost 1st round
Schroeder, Elmer Andrew		Manager
Armstrong, James		Asst. Manager
Hauzer, Henry		Coach
Wehel, Henry		Asst. Coach
Cavanaugh, Francis Joseph		Asst. Coach

Swimming (Men)	*Event*	*Place*	*Performance*
Cristy, James C. Jr.	1500 m. Freestyle	—	Elim. semis 20:23.8
Degener, Richard K.	Springboard Diving	1st	165.57
Dreydale, Taylor	100 m. Backstroke	4th	1:07.6
Fick, Peter Joseph	100 m. Freestyle	—	Elim. 1:03.2
Flanagan, Ralph Drew	400 m. Freestyle	—	Elim. 5:02.4
	1500 m. Freestyle	—	Elim. 20:40.6
	800 meter Relay	3rd	8:46.4
			3:46.4

1936 TEAM PERSONNEL—Continued

Swimming (Men)	*Event*	*Place*	*Performance*
Gilman, Ralph	800 meter Relay	—	Reserve
Greene, Al	Springboard Diving	3rd	166.29
Higgins, John Herbert	200 m. Breaststroke	4th	2:45.2
Highland, Arthur R.	100 m. Freestyle	—	Elim. semis
			59.4
Hutter, C. G. Jr.	800 meter Relay	—	Reserve
Kasley, Jack Hare	200 m. Breaststroke	—	Elim. semis
			2:53.4
Kaye, Ray	200 m. Breaststroke	—	Elim. semis
			2:49.2
Kiefer, Adolph	100 m. Backstroke	1st	1:05.9
Kurtz, Frank	Platform Diving	5th	108.61
Lindegren, Art	100 m. Freestyle	7th	59.9
Macionis, John Joseph	400 m. Freestyle	—	Elim. semis
			4:56.4
	800 meter Relay	2nd	USA time
			9:05.0
Medica, Jack	400 m. Freestyle	1st	4:44.5
	1500 m. Freestyle	2nd	19:34.0
	800 meter Relay	2nd	USA time
			9:05.0
Root, Elbert Alonzo	Platform Diving	2nd	110.60
Van de Weghe, Albert	100 m. Backstroke	2nd	1:07.7
Wayne, Marshall	Springboard Diving	2nd	159.56
	Platform Diving	3rd	151.34
Wolf, Paul	800 meter Relay	2nd	USA time
			9:03.0
Luehring, Frederick W.			Chairman
Kennedy, Edward T.			Manager
Kiphuth, Robert J. H.			Coach
Cady, Fred Austin			Diving Coach
Finkelton, Clarence E.			Asst. Diving Coach
Brandsten, Ernst Magnus			Asst. Diving Coach
Fallon, William J.			Trainer

Swimming (Women)	*Event*	*Place*	*Performance*
Bridges, Alice W.	100 m. Backstroke	3rd	1:19.4
Cummings, Iris	200 m. Breaststroke	—	Elim. in trials
			3:21.9
Dickinson, Dorothea	400 meter Relay	—	Reserve
Dunn, Velma	Platform Diving	2nd	33.63
Freeman, Mavis A.	400 meter Relay	3rd	USA time
			4:40.2
Gestring, Marjorie	Springboard Diving	1st	89.27
Gilmore, Cornelia	Platform Diving	4th	30.47
Govednik, Ann B.	200 m. Breaststroke	—	Reserve
Hill, Mrs. Dorothy P.	Springboard Diving	3rd	82.56
	Platform Diving	1st	33.93
Lapp, Bernice Ruth	100 m. Freestyle	—	Elim. semis
			1:09.6
	400 meter Relay	3rd	USA time
			4:40.2
McKean, Olive Mary	100 m. Freestyle	6th	1:08.4
	400 meter Relay	3rd	USA time
			4:40.2
Motridge, Edith	100 m. Backstroke	4th	1:19.6
Petre, Mary Lou	400 m. Freestyle	4th	5:32.2
Rawls, Katherine	Springboard Diving	2nd	88.33
	100 m. Freestyle	7th	1:08.7
	400 meter Relay	3rd	USA time
			4:40.2
Ryan, Elizabeth	400 meter Relay	—	Reserve
Schiller, Dorothy J.	200 m. Breaststroke	—	Elim. semis
			3:18.5
Wingard, Mrs. L. K.	400 m. Freestyle	3rd	5:29.0
Holm, Herbert Dexter			Manager
Daughters, Ray			Coach
Sackett, Mrs. Ada Taylor			Chaperone
Muir, Mrs. Louise			Asst. Chaperone
Holm, Marguerite E.			Asst. Chaperone

Water Polo	*Event*	*Place-Performance.*
Beck, Kenneth M.	Team—Cen. Forward	Elim. 1st round
Dabunspeck, P. B.	Team—Left Forward	Elim. 1st round
Finn, Charles T.	Team—Right Back	Elim. 1st round
Fiske, Dixon	Team—Attacker	Elim. 1st round
Graham, Frank C.	Team—Left Back	Elim. 1st round
Kelly, William E.	Team—Attacker	Elim. 1st round
Lauer, Fred	Team—Attacker	Elim. 1st round

Water Polo	*Event*	*Place*	*Performance*
McAllister, C. H.	Team—Center Back	Elim. 1st round	
O'Connor, James W.	Team—Right Forward	Elim. 1st round	
Ruddy, Ray	Team—Alternate	Elim. 1st round	
Wildman, Herbert H.	Team—Goalie	Elim. 1st round	
Swendsen, Clyde A.			Coach

Weightlifting	*Event*	*Place*	*Performance*
Good, Walter L.	Middleweight–165	14th	695 lbs.
Good, William L.	Lt. Heavyweight–181	7th	771 lbs.
Gutnick, Richard C.	Heavyweight	9th	787.75 lbs.
Kutkowski, S. J.	Middleweight–165	5th	743.5 lbs.
Mayer, David	Heavyweight	12th	776.5 lbs.
Miller, John Henry	Lt. Heavyweight–181	9th	765.5 lbs.
Mitchell, Robert J.	Lightweight–148	8th	666.5 lbs.
Terlazzo, Anthony	Featherweight–132	1st	688.5 lbs.
Terpak, John Basil	Lightweight–148	5th	710.5 lbs.
Terry, John F.	Featherweight–132	6th	633.5 lbs.
Wortmann, Dietrich			Manager
Lengers, Philip			Asst. Manager
Berry, Mark H.			Coach
Hoffnion, Robert			Trainer
Fox, Donna			Asst. Trainer

Wrestling (Free Style)	*Event*	*Place*	*Performance*
Bishop, Benjamin L.	Lightweight–145	—	Reserve
Brand, Dale Eugene	Bantamweight–123	—	Reserve
Clemons, Ray	Lt. Heavyweight–191	—	Reserve
Dunn, Ike Harvey	Heavyweight	11th	Elim. 1st rd.
England, Orville W.	Middleweight–174	—	Reserve
Flood, Ross	Bantamweight–123	2nd	—
Knight, C. Edward	Welterweight–158	—	Reserve
Lewis, Frank W.	Welterweight–158	1st	—
McDaniel, Charles	Lt. Heavyweight–191	—	Reserve
Millard, Francis E.	Featherweight–134	2nd	—
Parker, Hoyt	Featherweight–134	—	Reserve
Sosney, Howell A. Jr.	Heavyweight	—	Reserve
Strong, H. Benjamin	Lightweight–145	—	Elim. 1st rd.
Voliva, Richard L.	Middleweight–174	2nd	—
Stout, Charles William Jr.			Manager
Thom, William Harris			Coach
Gallagher, Clarence Alfred			Trainer
Gallagher, Edward Clark			Honorary Coach

Yachting	*Event*	*Place*	*Position*
Adams, James H. Jr.	6-m. (Mystery)	9th	Crew
Adams, Manley S.	6-m. (Mystery)	9th	Crew
Adams, Morgan Jr.	6-m. (Mystery)	9th	Crew
Adams, Paul Virginis	6-m. (Mystery)	9th	Reserve
Bartholomae, Cecile	6-m. (Mystery)	9th	Reserve
Bathelomae, Wm. A. Jr.	6-m. (Mystery)	9th	Helmsman
Churchill, Antoon	8-m. (Angelita)	10th	Crew
Churchill, Owen P.*	8-m. (Angelita)	10th	Helmsman
Davis, Alfred	8-m. (Angelita)	10th	Crew
Davis, Gabrielle C.	8-m. (Angelita)	10th	Reserve
Dixon, Eugene	6-m. (Mystery)	9th	Alternate
Dorsey, Karl James	8-m. (Angelita)	10th	Crew
Garner, Charles Reed	8-m. (Angelita)	10th	Crew
Jewett, Frank B. Jr.	Monotype	9th	Helmsman
Keane, William F. Jr.	8-m. (Angelita)	10th	Crew
Livengood, J. B.	6-m. (Mystery)	9th	Reserve
McCartney, Barna J.	8-m. (Angelita)	10th	Reserve
Metcalf, Woodbridge	Star	5th	Crew
Morrow, John C.	8-m. (Angelita)	10th	Reserve
Paul, Carl	6-m. (Mystery)	9th	Reserve
Shick, Fred Williams	8-m. (Angelita)	10th	Crew
Sutton, Robert M.	8-m. (Angelita)	10th	Crew
Wallace, John Donald	6-m. (Mystery)	9th	Crew
Waterbury, W. C.	Star	5th	Crew
* Also manager.			
Soiland, Ole			Asst Manager
Ward, Victor Leigh			Boat Attendant

Baseball (Exhibition)	
Ames, Paul John	Livermore, Norman
Carleton, Roll Norbert	McNence, Leslie A.
Downey, Thomas W.	Mallatratt, Gordon W.
Eddowes, Ernest Elwood	Myers, Curtis Arthur
Fee, Emmett W. Jr.	Sayles, William N.
Galvin, Grover H. Jr.	Shaw, Hubert Seely
Goldberg, Herman Raphael	Simons, Charles Alex Jr.
Hanna, Richard R.	Thompson, Carson J.
Heringer, Frederick	Wagnon, Henry Stark
Hibbard, Ronald	Wilson, Dow
Keegan, Clarence Kermit	

1936 WINTER OLYMPIC TEAM
AT GARMISCH-PARTENKIRCHEN, GERMANY

Bobsledding	*Event*	*Place*	*Performance*
Bickford, James J.	4-Man #2	6th	5:29
Bly, Max T.	4-Man #2	6th	5:29
Brown, Ivan E.	2-Man #1	1st	5:29.29
Colgate, Gilbert	2-Man #2 (driver)	3rd	5:35.96
Fiske, William L.	4-Man Alternate		
Fox, John J.	4-Man #1(injured)		Did not com.
Gray, Clifford B.	4-Man Alternate		
Lawrence, Richard W.	4-Man #2	3rd	5:33.96
	4-Man #2	6th	5:29
Martin, Robert P.	4-Man #1	6th	5:24.13
Merkel, Crawford C.	4-Man #1	4th	5:24.15
Nunne, John J.	4-Man #1	4th	5:24.15
Stevens, J. Hubert	4-Man #1 (driver)	4th	5:24.13
Tyler, Francis W.	4-Man #2 (driver)	6th	5:29.9
Varno, E. Hugh	2-Man Alternate		
Washbond, Alan M.	2-Man #1	1st	5:29.29
Wortmann, Dietrich			Manager

Figure Skating	*Event*	*Place*	*Performance*
Hill, George E. B.	Men's Singles	22nd	2275.8
	Pairs (with Vinson)	5th	93.4
Lee, Robin	Men's Singles	5th	2541.0
Madden, James L.	Pairs (with G. Madden)	11th	81.7
Madden, Grace E.	Pairs (with J. Madden	11th	81.7
Peppe, Audrey	Women's Singles	12th	2542.9
Rester, Erle	Men's Singles	15th	2470.3
Vinson, Maribel Y.	Women's Singles	5th	2720.9
	Pairs (with Hill)	5th	93.4
Weigel, Louise E.	Women's Singles	21st	2354.8
Weigel, Estelle D.	Women's Singles	22nd	2271.8
Weigel, Willy W.			Manager
Blanchard, Mrs. Theresa Wald			Asst. Manager
Weigel, Mrs. William			Chaperone
Loughran, Beatrix			Chaperone
Rotch, Charles M.			Judge

Ice Hockey	*Event*	*Place*	*Performance*
Baker, Francis F.	Team	3rd	
Garrison, John B.	Team	3rd	
Kammer, August F.	Team	3rd	
LaBatte, Philip W.	Team	3rd	
Lax, John C.	Team	3rd	
McAlpin, Malcolm E.	Team	3rd	
Moone, Thomas H.	Team	3rd	
Ross, Elbridge D.	Team	3rd	
Rowe, Paul E.	Team	3rd	
Shaughnessy, Francis J.	Team	3rd	
Smith, Gordon	Team	3rd	
Spain, Francis J.	Team	3rd	
Stubbs, Frank H.	Team	3rd	
Prettyman, Albert I.	Committee		Representative
Brown, Walter A.	Manager		

Skiing (Men)	*Event*	*Place*	*Performance*
Backstrom, Nils	50 kilometers	53rd	4:29:50
Bietila, Walter I.	50 kilometers	50th	4:25.2
Blood, Edward J.	18 kil. Combined	57th	525.5
Bright, Alexander H.	Combined Downhill	—	Alternate
Chivers, Warren H.	18 kilometers	48th	1:50:25
	40 kil. Relay	11th	USA time
			3:06:26
Crooks, William	Combined Downhill	—	Alternate
Durrance, Richard H.	Combined Downhill	10th	87.74
Fraser, Donald W.	18 kilometers	—	Alternate
Fredheim, Sverre	Jumping	11th	214.1
Hendrickson, Ralph J.	Jumping	—	Alternate
Hunter, Edgar H. Jr.	Combined Downhill	—	Alternate
Lindley, Alfred D.	18 kilometers	—	Alternate
Livermore, Robert Jr.	Combined Downhill	23rd	77.18
Mikkelsen, Roy J.	Jumping	23rd	202.6
Monsen, Rolf	50 kilometers	—	Alternate
Olsson, Casper	Jumping	13th	207.6
Page, George H.	Combined Downhill	15th	82.85
Parsons, Richard E.	18 kilometers	46th	1:50:09
	50 kilometers	29th	4:11:08
	40 kil. Relay	11th	USA time
			3:06:26

Skiing (Men)	*Event*	*Place*	*Performance*
Satre, Karl Magnus	18 kilometers	31st	1:23:26
	18 kil. Combined	27th	355.8
	50 kilometers	18th	3:58:45
	40 kil. Relay	11th	USA time
			3:06:26
Satre, Paul Ottar	18 kil. Combined	44th	273.0
Torrissen, Birger	18 kilometers	45th	1:29:08
	50 kilometers	27th	4:07:44
	18 kil. Combined	28th	353.5
	40 kil. Relay	11th	USA time
			3:06:26
Washburn, Albert L.	Combined Downhill	—	Disqualified
Hildebrand, Dr. Joel H.			Manager

Skiing (Women)	*Event*	*Place*	*Points*
Bird, Mary E.	Combined Downhill	—	Disqualified
Brewer, Dorothy	Alternate		
Carter, Grace E.	Combined Downhill	—	Reserve
Boughton-Leigh, Mrs.	Combined Downhill	21st	67.46
Heath, Clarita	Combined Downhill	27th	59.89
Locke, Hannah H.	Alternate		
McKean, Marian	Alternate		
Smith, Ethelynn	Alternate		
Smith, Ellis A.	Alternate		
Swazey, Lillian	Alternate		
Ward, Kathryn	Alternate		
Woolsey, Elizabeth	Combined Downhill	19th	69.24
Wolfe, Mrs. Alice D.			Manager

Speed Skating	*Event*	*Place*	*Points*
Freisinger, Leo	500 meters	3rd	44.0
	1500 meters	4th	2:21.3
Lamb, Robert T.	500 meters	5th	44.2
Petersen, Robert G.	500 meters	11th	45.0 Tied
	1500 meters	17th	2:25.4
	5000 meters	11th	8:46.5
	10,000 meters	Fell	
Potts, Allan W.	500 meters	6th	44.8
	1500 meters	32nd	2:31.2
	1500 meters	12th	2:24.3 Tied
	5000 meters	13th	8:49.1
	10,000 meters	8th	17:52.0
Kemper, Henry			Manager
Farrell, Cyril			Coach
Gevecker, Charles J.			Judge

1940

PERSONNEL OF THEORETICAL 1940 UNITED STATES OLYMPIC TEAM FOR GAMES OF XIIth OLYMPIAD

The Games of the XIIth Olympiad, scheduled for Helsinki, Finland, July 20 to August 4, 1940, and the VIth Winter Olympic Games, scheduled for Garmisch-Partenkirchen, Germany, February 2 to 11, 1940, were not celebrated because of World War II. However, tryouts were held to determine the membership of the theoretical 1940 American Olympic Team in seven sports—Canoeing, Equestrian, Fencing, Marathon, Rowing, Women's Swimming, and Weightlifting—and all athletes named received certificates of their selection. Eight tryouts also were held in Canoeing, and place-winners hailed to equal minimum standards established for Olympic competition. In addition, five winter sports teams were selected before the Games officially were called off.

Canoeing	*Event*
Blackman, Theodore	Canadian Singles
Cimokowski, Stanley	Canadian Doubles
Collis, William	Rigid Kayak Doubles
Gaechler, William	Rigid Kayak Doubles
Havens, William Jr.	Folding Kayak Doubles
Krick, Frank J.	Canadian Doubles
Riedel, Ernest	Rigid Kayak Singles
Trilling, Edward J.	Folding Kayak Single*
* Also doubles in this classification.	

Equestrian	*Event*
Drake, Capt. Royce A.	3-day Event
Harris, Lt. William A.	3-day Event
Henry, Lt. F. S. Henry	Prix des Nations
Neely, Lt. Robert B.	Dressage

1940 TEAM PERSONNEL—Continued

Equestrian	*Event*
Ragsue, Capt. C. W.	Prix des Nations
Sanford, Lt. Scott M.*	3-day Event
Tuttle, Maj. Hiram E.	Dressage
Wing, Lt. F. F.	Prix des Nations
Wofford, Capt. John W.	Dressage

* Killed while participating in final tryouts.

Fencing	*Event*
Armitage, Norman C.	Sabre
Crafagno, Edward	Foil
deCagnies, Jose R.	Epee
deCagnies, Miguel A.	Sabre
Dow, Warren A.	Foil
Every, Dernell	Foil
Huffman, John R.	Sabre
Lewis, Norman	Foil
Marson, Ralph	Sabre
Mroczkowski, Miss Helena	Women's Foil
Siebert, Fred	Epee
Skrobisch, Alfred	Epee
Stewart, Miss Mildred	Women's Foil
Tingley, Loyal	Epee

Marathon	*Event*
Heinicke, Don	Marathon
Kelley, John A.	Marathon
Pawson, Leslie S.	Marathon

Rowing	*Event*
Burk, James (#2)	Double Sculls
Burk, Joseph	Single Sculls
DeGreeq, Robert (bow)	4-oar without Coxswain
English, Frank (#4)	4-oar with Coxswain
Gallagher, Arthur (bow)	4-oar with Coxswain
Lyons, James (#2)	4-oar with Coxswain
Lyons, John (#3)	4-oar with Coxswain
McCaffery, Hugh (coxn.)	4-oar with Coxswain
McGillin, Howard (bow)	Double Sculls
McNaughton, William (#4)	4-oar without Coxswain
O'Brien, Eugene (#2)	4-oar without Coxswain
Viglioni, Ralph (#3)	4-oar without Coxswain

Swimming (Women)	*Event*
Aspinall, Patty	200 meter Breaststroke
Beck, Beverly	Springboard Diving
Brennan, Doris	400 meter Free Style
Callen, Gloria	100 meter Backstroke
Crlenkovich, Helen	Springboard Diving
Gondi, Shirley	Platform Diving
Eckert, Claudia*	100 meter Free Style
Falconer, Marion	100 meter Backstroke
Gestring, Marjorie	Springboard & Platform Diving
Hardin, Ann	400 meter Free Style
Helser, Brenda**	100 meter Free Style
Katsutani, Fujike	200 meter Breaststroke
Leonard, Dorothy**	100 meter Free Style
Macrae, Joyce*	100 meter Free Style
Perry, Helen	100 meter Backstroke
Reinhold, Margaret	Platform Diving
Ryan, Mary M.	400 meter Free Style
Sahner, Marilyn*	100 meter Free Style

* Also 400 meter relay.
**Also 400 meter free style and relay.

Weightlifting	*Event*
Abele, Louis	Heavyweight
Davie, John	181½ lb. Class
Goh, Steve	181½ lb. Class
Kloiswitz, Casimir	148½ lb. Class
Scull, Ralph	132½ lb. Class
Stanko, Steve	Heavyweight Class
Terlazzo, John	165¼ lb. Class
Terlazzo, Tony	148½ lb. Class
Terpak, John	165¼ lb. Class
Terry, John	132½ lb. Class

1940 WINTER SPORTS TEAMS

Bobsledding	*Event*
Alternate Brakeman	
Brown, Ivan E. (driver)	2-man Sled #2
Clain, Angus W. (brakeman)	2-man Sled #2
D'Amico, William J.	4-man Sled #2
Keyser, Arthur	4-man Sled #1
Linney, Robert (driver)	4-man Sled #1
Martin, Robert	4-man Sled #2
Monahan, Matt Jr.	Alternate Driver (2)
Stacevich, William	4-man Sled #1
Stevens, Curtis	2-man Sled #1
Stevens, J. Hubert (driver)	2-man Sled #1
Tyler, Francis (driver)	4-man Sled #2
Tyler, Wm.	4-man Sled #2
Washbond, Alan M.	2-man Sled #2
Wells, Aubrey	Alternate Driver (4)

Figure Skating	*Event*
Fox, M. Bernard	Pairs
Haupt, Olin	Men's Singles...
Lee, Robin	Men's Singles
Lenkus, Henry H.	Women's Singles
Tozzer, Miss Joan	Women's Singles

Skiing (Men)	*Event*
Barber, Merrill	Jumping
Bietila, Wilhelm	Jumping
Blatt, Robert	Downhill & Slalom
Crain, Wendell	Downhill & Slalom
Durrance, Richard	Downhill & Slalom
Engen, Alf	Jumping
Chivers, Warren	Cross Country & Combined
Chivers, Howard	Cross Country & Combined
Fredheim, Sverre	Jumping
Garrett, Peter	Downhill & Slalom
Hillman, Harry	Downhill & Slalom
Litchfield, John	Jumping
Mitchell, Richard	Downhill & Slalom

Skiing (Women)	*Event*
Caldwell, Hannah Locke	Downhill & Slalom
Lindley, Grace Carter	Downhill & Slalom
Lindley, Jean	Downhill & Slalom
Reynolds, Nancy	Downhill & Slalom
Woolsey, Betty	Downhill & Slalom

Speed Skating	*Event*
Feisinger, Leo	500 Meters
Kucera, Al	5000 & 10,000 Meters
Heckenkamp, Robert	500-1500-5000 Meters
Lamb, Delbert	500 & 1500 Meters
Leighton, Charles	500-1500-5000 Meters
Shimek, George	10,000 Meters
Schroeder, Eddie	5000 Meters
Wallace, George	1500 Meters

1948

1948 TEAM AT LONDON, ENGLAND

Athletics (Men)	*Event*	*Place*	*Performance*
Albans, William	Hop-Step-Jump	10th	50' ½"
Ault, Richard F.	400 m. Hurdles	4th	52.4
Barten, Herbert O.	800 meters	4th	1:50.1
Bedics, Robert J.	Hop-Step-Jump	—	Did not qual.
Bennett, Robert	Hammer Throw	5rd	176' 3½"
Biles, Martin	Javelin Throw	6th	215' 9½"
Boles, David N.	400 meters	4th	47.2
Bourland, Cliff	200 meters	5th	—
	1600 meter Relay	1st	USA time 3:10.4
Burton, William E.	Discus Throw	—	Did not qual.
Chambers, Robert D.	800 meters	6th	1:52.1
Cochran, Roy B.	400 m. Hurdles	1st	51.1
	1600 meter Relay	1st	USA time 3:10.4
Conwell, Edward L.	400 meter Relay	—	Reserve
Crosbie, Ernie	50,000 m. Walk	12th	5:15:16
Delaney, Francis J.	Shot Put	2nd	54' 8½"
Dmi, John M.	50,000 m. Walk	15th	5:28:35
Dillard, W. Harrison	100 meters	1st	10.3
	400 meter Relay	1st	40.6 USA time

Athletics (Women)	*Event*	*Place*	*Performance*
Dixon, Craig K.	110 m. Hurdles	3rd	14.1
Douglas, Herbert	Broad Jump	3rd	24' 9"
Dreyer, Henry F.	Hammer Throw	9th	160' 7"
Eddleman, Dwight	High Jump	4th	6' 4⅝"
Eischen, Glen G.	1500 meters	—	Elim. in trials
Ewell, Henry Norwood	100 meters	2nd	10.4
	200 meters	2nd	21.1
	400 meter Relay	1st	USA time 40.6
Felton, Samuel M. J.	Hammer Throw	4th	174' 5½"
Frank, Victor H. Jr.	Discus Throw	—	Did not qual.
Fuchs, James E.	Shot Put	3rd	53' 10½"
Gehrmann, Donald A.	110 meters	8th	—
Goffberg, Herman	10,000 meters	—	Did not finish
Gordien, Fortune	Discus Throw	3rd	160' 10"
Guida, George J.	400 meters	6th	50.2
Harnden, Arthur	1600 meter Relay	—	USA time 3:10.4
Kelley, John A.	Marathon	21st	2:51:56
Kirk, Jeffery	400 m. Hurdles	—	Elim in semis
Koutonen, Erik	Hop-Step-Jump	—	Did not qual.
Lankas, Henry H.	10,000 m. Walk	—	Disqualified in trials
Likens, Robert	Javelin Throw	8th	211' 7¾"
Mansinnen, A. Ollie	Marathon	24th	2:56:49
Mathias, Robert	Decathlon	1st	7139 pts.
McGrew, Vern	High Jump	16th	5' 11"
McMillen, Robert	5000 m. Steeplechase	—	Elim. in trials
Mondschein, Irving	Decathlon	8th	6970 pts.
Morcom, A. Richmond	Pole Vault	6th	12' 11½"
O'Toole, Edward	10,000 meters	10th	—
Overton, William O.	5000 m. Steeplechase	—	Elim. in trials
Patton, Melvin E.	100 meters	5th	—
	200 meters	1st	21.1
	400 meter Relay	1st	USA time 40.6
Porter, William	110 m. Hurdles	1st	13.9
Richards, Robert E.	Pole Vault	3rd	13' 9½"
Robison, Clarence F.	5000 meters	—	Elim. in trials
Ross, Browning	5000 m. Steeplechase	7th	14.1
Scott, Clyde	110 m. Hurdles	2nd	22½' 7½"
Seymour, Steve	Javelin Throw	2nd	Disqualified in trials
Sharaga, Fred	10,000 m. Walk	—	—
Simmons, Floyd M. J.	Decathlon	3rd	6950 pts.
Sink, Robert E.	1500 meters	—	Elim. in trials
Smith, O. Gwinn	Pole Vault	1st	14' 1½"
Stanicki, George	High Jump	3rd	6' 4⅛"
Steele, Willie S.	Broad Jump	1st	25' 8"
Stone, Curtis C.	5000 meters	6th	14:39.4
Thompson, Jerald S.	5000 meters	—	Elim. in trials
Thompson, Wilbur	Shot Put	14th	56' 2"
Vogel, Theodore J.	Marathon	—	2:45:27
Weber, Ernest	10,000 m. Walk	—	Disqualified in trials
Weinecker, Adolph	50,000 m. Walk	16th	5:30:14
Whitfield, Malvin G.	400 meters	—	46.6
	800 meters	1st	1:49.2
	1600 meter Relay	1st	USA time 3:10.4
Wilt, Frederick L.	10,000 meters	11th	—
Wright, Lorenzo	400 meter Relay	1st	USA time 40.6
	Broad Jump	4th	24' 5¼"
Masters, Alfred R.		Asst. Manager	
Parsons, Edward S.		Asst. Manager	
Olds, Dr. Lloyd W.		Asst. Manager	
Cromwell, Dean B.		Asst. Coach	
Hayslette, Ward		Asst. Coach	
Brunson, Emmett		Asst. Coach	
Jones, Thomas E.		Asst. Coach	
Von Elling, Emil		Asst. Coach	
Travalina, Fred A. Sr.		Coach—Marathon & Walks	

Athletics (Women)	*Event*	*Place*	*Performance*
Couchman, Alice	High Jump	1st	5' 6⅛"
Dodson, Dorothy	Discus Throw	16th	113' 9½"
	Shot Put	—	Did not qual.
	Javelin Throw	6th	133' 7½"
Fagge, Mae	200 meters	—	Elim. in trials
Jackson, Nell	200 meters	—	Elim. in trials 25.8
	400 meter Relay	—	US Elim. trials

Athletics (Women)	*Event*	*Place*	*Performance*
Kaszubski, Frances	Discus Throw	11th	119' 8½"
	Shot Put	—	Did not qual.
Manuel, Theresa	80 m. Hurdles	—	Elim. in trials
	Javelin Throw	12th	110' 11½"
	400 meter Relay	—	USA Elim. trials
Patterson, Audrey	100 meters	—	Elim. in trials 12.8
	200 meters	3rd	25.2
	400 meter Relay	—	USA Elim. trials
Reed, Emma	Broad Jump	12th	15' 10¾"
	High Jump	14th	Tied 5' 3⅛"
Robinson, Bernice	80 m. Hurdles	—	Elim. in trials
	High Jump	11th	Tied 5' 11"
Walker, Mabel E.	100 meters	—	Elim. in trials 12.4
	400 meter Relay	—	USA
Walraven, Jean	80 m. Hurdles	—	Elim. in semis
	Broad Jump	—	Did not qual.
Young, Lillian	100 meters	—	Elim. in trials 13.0
	Broad Jump	—	Did not qual.

Meyer, Mrs. Catherine D.	Coach
Hainsworth, Harry	Manager
Hainsworth, Mrs. Evelyn E.	Chaperone

Basketball	*Event*	*Place*	*Performance*
Barker, Clifford E.	Team	1st	
Barksdale, Donald H.	Team	1st	
Beard, Ralph M.	Team	1st	
Beck, Lewis W.	Team	1st	
Boryla, Vincent J.	Team	1st	
Carpenter, Gordon	Team	1st	
Groza, Alex	Team	1st	
Jones, Wallace C.	Team	1st	
Kurland, Robert A.	Team	1st	
Lumpp, Kenneth G.	Team	1st	
Pitts, R. C.	Team	1st	
Resnik, Jesse B.	Team	1st	
Robinson, Robert I. J.	Team	1st	
Rollins, Kenneth H.	Team	1st	
Wilke, Louis G.		Manager	
Browning, Omar M.		Coach	
Rupp, Adolph F.		Associate Coach	

Boxing	*Event*	*Place*	*Performance*
Bossio, William	Bantamweight—119	—	Elim. 1st rd.
Butcher, Grant	Lt. Heavyweight—178	—	Reserve
Daniels, Frank	Middleweight—160	—	Reserve
Dawer, Charles	Lightweight—136	—	Reserve
Ellwood, Douglas	Featherweight—127	—	Reserve
Gault, Henry	Flyweight—112	—	Reserve
Herring, Horace	Welterweight—147	2nd	—
Johnson, Edward	Featherweight—127	—	Elim. 3rd rd.
Jones, Washington	Middleweight—160	—	Elim. 2d rd.
Lambert, Jay	Heavyweight	—	Elim. 3rd rd.
Lee, Norvel L.	Heavyweight	—	Reserve
Mitchell, James	Bantamweight—119	6th	Reserve
Smith, Wallace	Lightweight—136	—	Elim. 3rd rd.
Sodano, Frank	Welterweight—147	—	Elim. 2d rd.
Speiser, Charles	Lt. Heavyweight—178	—	Reserve
Virgo, Rene	Welterweight—147	—	Reserve
Lee, James A.		Manager	
Sheehan, John J.		Manager	
Walsh, John J.		Coach	
Mendonca, Jack		Coach	

Canoeing	*Event*	*Place*	*Performance*
Clark, Raymond G.	1000 m. Kayak Pairs	—	Elim. in trials
	10,000 m. Kayak Pairs	13th	50:26.6
Eiseman, John H.	1000 m. Kayak Pairs	—	Elim. in trials
	10,000 m. Kayak Pairs	—	—
Havens, Frank B.	1000 m. Canadian Singles	—	Elim. in trials (26.0)
	10,000 m. Canadian Singles	—	—
Havens, William D. J.	1000 m. Canadian Singles	—	Elim. in trials 25.8
	10,000 m. Canadian Singles	—	—

Canoeing	*Event*	*Place*	*Performance*
Horton, Thomas F.	1000 m. Kayak Singles	—	Elim. in trials 4:58.0
Lysak, Stephen J.	1000 m. Canadian Pairs	2nd	5:08.2
	10,000 m. Canadian Pairs	1st	55:55.4
Macknowski, Stephan A.	1000 m. Canadian Pairs	2nd	5:08.2
	10,000 m. Canadian Pairs	1st	55:55.4
Riedel, Ernest	1000 m. Kayak Singles	—	Alternate
	10,000 m. Kayak Singles	12th	56:34.5
Lundbeck, Emmett S.			Manager
Claussen, W. Van B.			Coach

Cycling	*Event*	*Place*	*Performance*
Brilando, Frank P.	120.57 mile Rd. Race	—	Did not finish
Heid, John S.	1000 m. Time Trial	7th	1:15.2
	1000 m. Sprint	—	Elim. in semis
Lynch, Edward A.	120.57 mile Rd. Race	—	Did not finish
Montemage, Thomas R.	4000 m. Pursuit	—	Elim. 1st rd.
Nelsen, Chester Jr.	120.57 mile Rd. Race	—	Did not finish
Rollins, Wendell L.	120.57 mile Rd. Race	—	Did not finish
Smith, Theodore R.	120.57 mile Rd. Race	—	Reserve
	4000 m. Pursuit	—	Elim. 1st rd.
Stiller, Alfred W.	2000 m. Tandem	—	Elim. quarter-finals
	4000 m. Pursuit	—	Elim. 1st rd.
Thomson, Marvin G.	2000 m. Tandem	—	Elim. quarter-finals
Travani, Robert W.	Track Team Reserve		
Small, Frank J.			Manager
Nelsen, Chester Sr.			Coach

Equestrian	*Event*	*Place*	*Performance*
Anderson, Lt. Col. C.	Three-day Team	4th	USA 1st
Borg, Lt. Robert J.	Three-day Ind.	4th	26.5 pts.
	Dressage—Team		USA 2nd
	Dressage—Ind.	4th	479.3 pts.
Burton, Capt. J. R.	Alternate		
Frierson, Col. A. A.	Prix des Nations—Ind.		USA did not place
Henry, Col. Frank S.	Dressage—Team		Eliminated
	Dressage—Ind.		USA 2nd
	Three-day Team	13th	361.5 pts.
	Three-day Ind.	2nd	USA 1st
Russell, Capt. John W.	Prix des Nations—Ind.		21 pts.
	Prix des Nations—Ind.		USA did not place
	Prix des Nations—Ind.	21st	—
Symroski, Col. C. A.	Alternate		—
Thomson, Col. Earl F.	Dressage—Team		USA 2nd
	Dressage—Ind.	8th	421 pts.
	Three-day Team		USA 1st
	Three-day Ind.	21st	114 pts.
Wing, Col. Franklin F.	Prix des Nations—Ind.		USA did not place
	Prix des Nations—Ind.	4th	—
Henry, Maj. Gen. Guy V.			Manager
Kaiser, Lt. Col. James L.			Asst. Manager
White, Maj. Gen. I. D.			Coach
Colt, Col. John T.			Trainer
Ellis, Col. Harvie R.			Veterinarian

Fencing	*Event*	*Place*	*Performance*
Armitage, Norman C.	Sabre—Team		USA 3rd
Boyd, Andrew	Epee—Team		USA elim. 2nd rd.
Bukantz, Daniel	Foil—Team		USA 4th
Cerra, Maria	Women's Foil—Ind.	4th	17-6
Getrulio, Dean Victor	Foil—Team		USA 4th
	Foil—Individual		Elim. in semis
	Sabre—Team		USA 3rd
	Sabre—Individual		Elim. in semis

Fencing	*Event*	*Place*	*Performance*
deCapriles, Jose R.	Epee—Team		USA elim. 2nd rd.
	Epee—Individual		Elim. 2nd rd.
deCapriles, Miguel A.	Sabre—Team		USA 3rd
Dow, Helena M.	Women's Foil—Ind.		Elim. 2nd rd.
Every, Dernell	Foil—Team		USA 4th
Flynn, James H.	Sabre—Team		USA 3rd
Giolito, Silvio L.	Foil—Team		USA 4th
	Foil—Individual		Elim. in semis
Goldstein, Ralph M.	Epee—Team		USA elim. 2nd rd.
Lewis, Norman	Epee—Team		USA elim. 2nd rd.
	Epee—Individual	9th	17-8
Lubell, Nathaniel	Foil—Team		USA 4th
	Foil—Individual		Elim. 1st rd.
Nyilas, Tibor	Sabre—Team		USA 3rd
	Sabre—Individual	7th	11-9
Prokop, Austin M.	Foil—Team		USA 4th
Thompson, Donald G.	Epee—Team		USA elim. 2nd rd.
Wolff, Albert	Epee—Team		USA elim. 2nd rd.
	Epee—Individual		Elim. 1st rd.
Worth, George V.	Sabre—Team		USA 3rd
	Sabre—Individual	5th	11-8
York, Janice-Lee	Foil—Individual (Women)		Elim. 2nd rd.
Giambra, Salvatore P.			Manager
Pinchart, Rene			Coach
Santelli, George			Coach
Dow, Warren			Captain
Jaeckel, Tracy			Technical Adviser
Every, Mrs. Margaret			Chaperone

Field Hockey	*Event*	*Place-Performance*
Buck, Donald E.	Team—Halfback	Elim. 1st round
Gauffreau, David H.	Team—Reserve	Elim. 1st round
Gerson, Claus O.	Team—Forward	Elim. 1st round
Goode, Philip R.	Team—Forward	Elim. 1st round
Hewitt, Frederic M.	Team—Forward	Elim. 1st round
Kurtz, Warren L.	Team—Halfback	Elim. 1st round
Lubbers, Henrik M.	Team—Halfback	Elim. 1st round
Martopulos, Harry B.	Team—Forward	Elim. 1st round
Orban, Kurt**	Team—Forward	Elim. 1st round
Renwick, John P. Jr.	Team—Back	Elim. 1st round
Schoettle, Philip A.	Team—Reserve	Elim. 1st round
Sims, Sanders S.	Team—Reserve	Elim. 1st round
Slade, John H.	Team—Goalie	Elim. 1st round
Slade, Walter W.	Team—Back	Elim. 1st round
Uden, Felix A.	Team—Forward	Elim. 1st round
Wilson, William	Team—Forward	Elim. 1st round

* Also manager
** Coach.

Gymnastics (Men)	*Event*	*Place*	*Points*
Bossall, William	Free Exercise	73rd	33.20
	Side Horse	62nd	33.20
	Rings	87th	31.75
	Parallel Bars	72nd	33.10
	Horizontal Bar	71st	32.95
	Long Horse	23rd	37.50
	All-Around	69th	201.70
Burdo, Louis	Free Exercise*	116th	17.50
	Side Horse*	117th	12.00
	Rings*	115th	16.75
	Parallel Bars*	117th	14.90
	Horizontal Bar*	114th	15.75
	Long Horse*	—	—
	All-Around*	119th	77.00
Cumiskey, Frank	Free Exercise	84th	31.15
	Side Horse	6th	37.90
	Rings	90th	30.50
	Parallel Bars	66th	34.00
	Horizontal Bar	25th	37.30
	Long Horse	74th	34.50
	All-Around	62nd	205.15
D'Antorio, Vincent	Free Exercise	21st	36.80
	Side Horse	45th	35.20
	Rings	75th	32.90
	Parallel Bars	56th	34.50
	Horizontal Bar	49th	35.40
	Long Horse	48th	36.50
	All-Around	49th	211.30

Gymnastics (Men)	*Event*	*Place*	*Performance*
Konys, Joseph	Free Exercise	57th	34.80
	Side Horse	25rd	36.50
	Rings	99th	29.40
	Parallel Bars	25th	37.40
	Horizontal Bar	59th	34.00
	Long Horse	50th	36.40
	All-Around	35th	208.50
Roetzheim, William	Free Exercise	54th	36.50
	Side Horse	26th	36.40
	Rings	102nd	27.90
	Parallel Bars	38th	36.00
	Horizontal Bar	40th	36.40
	Long Horse	58th	36.10
	All-Around	43rd	209.10
Scrobe, Edward	Free Exercise	63rd	34.50
	Side Horse	41st	35.60
	Rings	54th	34.60
	Parallel Bars	21st	37.80
	Horizontal Bar	33rd	36.60
	Long Horse	71st	35.00
	All-Around	44th	213.90
Sorenson, Raymond	Free Exercise	72nd	33.45
	Side Horse	41st	35.60
	Rings	19th	37.00
	Parallel Bars	72nd	33.10
	Horizontal Bar	46th	35.50
	Long Horse	59th	35.90
	All-Around	63rd	204.55

* No voluntary competition.

Gulack, George J.	Manager
Wettstone, Eugene	Coach

Gymnastics (Women)	*Event*	*Place-Points*
Bakanic, Ladislava A.	Balance Beam	21.45 pts.
	Side Horse	20.20 pts.
	Rings	8.45 pts.
	Team—USA 3rd	50.10 pts.
Barone, Marian T.	Balance Beam	20.50 pts.
	Side Horse	21.15 pts.
	Rings	8.90 pts.
	Team—USA 3rd	50.50 pts.
Dalton, Dorothy C.	Balance Beam	21.00 pts.
	Side Horse	19.55 pts.
	Rings	7.10 pts.
	Team—USA 3rd	47.65 pts.
Elste, Meta	Balance Beam	22.40 pts.
	Side Horse	20.10 pts.
	Rings	8.40 pts.
	Team—USA 3rd	50.90 pts.
Lenz, Consetta C.	Balance Beam	20.60 pts.
	Side Horse	20.50 pts.
	Rings	7.60 pts.
	Team—USA 3rd	49.10 pts.
Schifano, Helen	Balance Beam	22.70 pts.
	Side Horse	21.55 pts.
	Rings	7.65 pts.
	Team—USA 3rd	50.90 pts.
Schroth, Clara M.	Balance Beam	20.40 pts.
	Side Horse	22.30 pts.
	Rings	8.35 pts.
	Team—USA 3rd	51.05 pts.
Simonis, Anita A.	Balance Beam	19.75 pts.
	Side Horse	20.25 pts.
	Rings	7.80 pts.
	Team—USA 3rd	47.80 pts.

Bonniwell, Mrs. Robert	Chaperone Leader
Miele, George E.	Coach
Saltman, Joseph	Coach

Modern Pentathlon	*Event*	*Place*	*Performance*
Baugh, Lt. Hale	Riding	10th	9:52
	Fencing	9th	22
	Shooting	28th	178
	Swimming	9th	4:41.0
	Running	40th	18:25.4
	Total	13th	96 pts.
Donaldson, Capt. J. W.	Reserve	—	—
Gruenther, Lt. R. L.	Riding	24th	10:25
	Fencing	13th	20
	Shooting	13th	183
	Swimming	12th	4:45.2
	Running	19th	16:04.7
	Total	8th	81 pts.

Modern Pentathlon	*Event*	*Place*	*Performance*
Moore, Maj. George B.	Riding	2nd	9:22 .7
	Fencing	3rd	26
	Shooting	21st	183
	Swimming	17th	5:09 .2
	Running	4th	15:07.5
	Totals	2nd	47 pts.
Weber, Col. Frederick R.			Manager

Rowing	*Event*	*Place*	*Performance*
Ahlgren, George L.	8-oar with cox. No. 1*	1st	5:56.7
Angyal, Joseph	Double Sculls—stroke**		Elim. in semis
Brooks, John J.	4-oar without cox.—spare***	—	8:07.3
Brown, David P.	8-oar with cox. No. 3*	1st	5:56.7
Butler, Lloyd L.	8-oar with cox. No. 4*	1st	5:56.7
Buvick, Norman S.	4-oar with cox.—Spare#	—	—
Deeney, J. Vincent	2-oar with cox.—stroke##	—	Elim., repe. chage 1:09.2
Deets, Walter G.	8-oar with cox.—coach	—	—
Gallagher, Arthur	Double Sculls—bow**	—	Elim., in semis 8:07.3
Gates, Gregory G.	4-oar without cox. No. 2***	3rd	6:47.7
Giovanelli, Gordon S.	4-oar with cox.—bow#	1st	6:50.3
Griffing, Stuart L.	4-oar without cox. No. 3***	3rd	6:47.7
Hardy, James H.	8-oar with cox. No. 6*	1st	5:56.7
Jensen, Hans J.	8-oar with cox.—Reserve*	—	—
Kelly, John B. Jr.	Single Sculls##	—	Elim., in semis 8:09.7
Kingsbury, F. John	4-oar without cox.—stroke***	3rd	6:47.7
Martin, Robert	4-oar with cox.—No. 3#	1st	6:50.3
McIntyre, John V.	2-oar with cox.—cox##	—	Elim., repe. chage 8:00.2
Morgan, Allen	4-oar with cox.—cox#	1st	6:50.3
Perew, Robert S.	4-oar without cox.—bow***	3rd	6:47.7
Purchase, Ralph K.	8-oar with cox.—bow*	1st	5:56.7
Smith, Justus K.	8-oar with cox.—No. 2*	1st	5:56.7
Stack, John Charles	8-oar with cox.—bow*	1st	5:56.7
Stephan, Ralph W. Jr.	4-oar without cox.—bow***	—	Elim., repe. chage 7:30.5
Toland, Joseph S.	4-oar with cox.—bow##	—	Elim., repe. chage 8:09.2
Trinsey, John S.	Single Sculls—Alternate##	—	—
Turner, David L.	8-oar with cox.—No. 7*	1st	5:56.7
Turner, Ian G.	8-oar with cox.—stroke*	1st	5:56.7
Wade, F. John 3rd	2-oar without cox.—stroke###	—	Elim., repe. chage 7:30.5
Westlund, Warren D.	4-oar with cox.—stroke#	1st	6:50.3
Will, Robert I.	4-oar with cox.—No. 2#	1st	6:50.3

*Univ. of California. **New York A.C. & Penn A.C. ***Yale University. #Univ. of Washington. ##Vesper Boat Club. ###Detroit Boat Club.

Carline, John J.	Manager
Boyer, Ernest H.	Asst. Manager
Ebright, Carroll Ky	Coach
Walz, Allen	Coach
Kelly, John B. Sr.	Coach
Pocock, George	Coach

1948 TEAM PERSONNEL—Continued

Shooting	*Event*	*Place*	*Score*
Benner, T/Sgt. H. L.	Target Pistol 50 m.	4th	539
Brooks, Quentin T.	Target Pistol 50 m.	17th	523
Cail, Harry V.	Small Bore Rifle	9th	596 (30)
Chow, Frank R.	Auto. Pistol 25 m.	13th	553
Cook, Arthur E.	Small Bore Rifle	1st	599 (41)
Jackson, Arthur C.	Free Rifle 300 m.	16th	1067
Layton, John B.	Auto. Pistol 25 m.	20th	548
Parsons, Frank T. Jr.	Free Rifle 300 m.	8th	1077
Roettinger, Maj. P. E.	Auto Pistol 25 m.	23rd	554
Swanson, Lt. Col. E. C.	Free Rifle 300 m.	10th	1079
Tomsen, Walter	Small Bore Rifle	2nd	599 (42)
Walsh, Lt. Col. W. R.	Target Pistol 50 m.	12th	525
Frederick, Karl T.			Captain and Manager
Hicker, Lt. Col. Eugene S.			Adjutant

Soccer Football	*Event*	*Place-Performance*
Annis, Robert J.	Team—Reserve	Elim. 1st round
Bahr, Walter A.	Team—Player	Elim. 1st round
Beckman, Raymond P.	Team—Player	Elim. 1st round
Bertani, William J.	Team—Player	Elim. 1st round
Columbo, Charles M.	Team—Player	Elim. 1st round
Costa, Joseph R.	Team—Player	Elim. 1st round
Ferreira, Joseph	Team—Player	Elim. 1st round
Grivnow, Stephen	Team—Player	Elim. 1st round
Martin, Manuel O.	Team—Player	Elim. 1st round
McLaughlin, Bernard J.	Team—Player	Elim. 1st round
Pariani, Gino	Team—Reserve	Elim. 1st round
Souza, Edward N.	Team—Player	Elim. 1st round
Souza, John B.	Team—Player	Elim. 1st round
Strimel, Archie L.	Team—Player	Elim. 1st round
Valtin, Rolf	Team—Reserve	Elim. 1st round
Barriskill, Joseph J.		Manager
Hobson, Wilson T. Jr.		Asst. Manager
Giesler, Walter J.		Coach

Swimming (Men)	*Event*	*Place*	*Performance*
Bachrach, Peter	400 m. Relay	2nd	539
Brooks, Quentin T.	200 m. Breaststroke	2nd	2:40.2
Bruce, Robert	100 m. Backstroke	4th	1:06.5
Bruce, Robert	800 m. Relay–Qualifier		8:35.9
Ford, Alan R.	100 m. Free Style	2nd	57.8
Gibe, Robert	800 m. Relay–Qualifier		8:55.9
Gilbert, Edwin F.	800 m. Relay–Qualifier		8:55.9
Harlan, Bruce	Springboard Diving	1st	163.64
	High Diving	2nd	122.50
Heusner, William W.	400 m. Free Style	—	Elim. in semis 4:57.4
	1500 m. Free Style	8th	20:45.4
Hoogerhyde, G. A.	800 meter Relay	—	Reserve
Lee, Sammy	Springboard Diving	3rd	141.79
	High Diving	4th	110.05
McLane, James	400 m. Free Style	2nd	4:43.4
	1500 m. Free Style	3rd	19:18.5
	800 meter Relay	1st	USA time 8:46
Norris, Forbes H. Jr.	1500 m Free Style	6th	20:18.8
Patterson, Howard F.	100 m. Backstroke	—	Elim. in semis 1:09.9
Ris, Walter	100 m. Free Style	1st	57.3
	800 meter Relay	1st	USA time 8:46.
Rogers, Eugene R.	800 m. Relay–Qualifier		8:55.9
Smith, William	400 m. Free Style	1st	4:41.0
	800 meter Relay	1st	USA time 8:46
Sohl, Robert	200 m. Breaststroke	3rd	2:43.9
Stack, Allen	100 m. Backstroke	1st	1:06.4
Verdeur, Joseph T.	200 m. Breaststroke	1st	2:39.3
Wolf, Wallace	800 meter Relay	1st	USA time 8:46
Beitz, Fred A.			Manager
Kipbuth, Robert J. H.			Coach
Peppe, Michael			Diving Coach

Swimming (Women)	*Event*	*Place*	*Performance*
Corridon, Marie L.	100 m. Free Style	—	Elim. in semis 1:08.9
	400 meter Relay	1st	USA time 4:29.2
Curtis, Ann	100 m. Free Style	2nd	1:06.5
	400 m. Free Style	1st	5:17.8
	400 meter Relay	1st	USA time 4:29.2
Draves, Victoria M.	Springboard Diving	1st	108.74
	High Diving	1st	68.87
Elsener, Patricia Anne	Springboard Diving	3rd	101.50
	High Diving	2nd	66.28
Healy, Mary Patricia	400 meter Relay	—	Reserve
Helser, Brenda M.	100 m. Free Style	—	Elim. in semis 1:10.0
	400 m. Free Style	5th	5:26.0
	400 meter Relay	1st	USA time 4:29.2
Jensen, Barbara	100 m. Backstroke	—	Elim. in semis 1:19.1
Kalama, Thelma	400 meter Relay	1st	USA time 4:29.2
LaMore, Clara	200 m. Breaststroke	—	Elim. 1st rd. 3:25.1
LaVine, Jacquelyne	400 meter Relay	—	Reserve
Lees, Nancy M.	400 m. Free Style	8th	5:32.9
Mellon, Muriel	100 m. Backstroke	7th	1:19.0
Olsen, Zoe Ann	Springboard Diving	2nd	108.23
Pence, Carol	200 m. Breaststroke	—	Elim. 1st rd. 3:28.1
Stover, Juno	High Diving	5th	62.63
Wilson, Jeanne E.	200 m. Breaststroke	—	Elim. 1st rd. 3:18.3
Zimmerman, Suzanne W.	100 m. Backstroke	2nd	1:16.0
Jennings, Mrs. Elsie V.			Manager
Whiting, Mrs. Lillian Y.			Chaperone
Daughters, Ray			Coach
Daniel, Ray			Coach

Water Polo	*Event*	*Place-Performance*
Beck, Kenneth, M.	Team—Player	Elim. 2nd round
Bray, Alexander	Team—Player	Elim. 2nd round
Budelman, Ralph N.	Team—Player	Elim. 2nd round
Coe, Lenville J.	Team—Player	Elim. 2nd round
Christensen, D. W.	Team—Player	Elim. 2nd round
Dosh, Harold E.	Team—Player	Elim. 2nd round
Fiske, Dixon	Team—Player	Elim. 2nd round
Knox, Edwin B.	Team—Player	Elim. 2nd round
Miller, John J.	Team—Player	Elim. 2nd round
Tierney, Donald J.	Team—Player	Elim. 2nd round
Walton, Frank E. Jr.	Team—Player	Elim. 2nd round
Corran, Jack		Manager
Clapp, Austin		Coach

Weightlifting	*Event*	*Place*	*Performance*
Davis, John	Heavyweight	1st	997.25 lbs.
DePietro, Joseph N.	Bantamweight–123	1st	677.50 lbs.
Ihara, Shigeo	Middleweight–165	2nd	842.75 lbs.
Ishikawa, Kotaro E.	Featherweight–132	6th	677.50 lbs.
Pitman, Donald J.	Lightweight–148	8th	710.50 lbs.
Sakata, Harold T.	Lt. Heavyweight–181	2nd	837.50 lbs.
Schennasky, Norbert	Heavyweight	2nd	956.75 lbs.
Spellman, Frank	Middleweight–165	1st	859.50 lbs.
Stancyck, Stanley A.	Lt. Heavyweight–181	1st	920.00 lbs.
Terpak, John B.	Lightweight–148	4th	749.00 lbs.
Tom, Richard W.	Bantamweight–123	3rd	650.00 lbs.
Tomita, Richard K.	Featherweight–132	9th	661.00 lbs.
Hoffman, Robert			Manager
Wormench			Manager

Wrestling—Free Style	*Event*	*Place*
Brand, Glen	Middleweight–174	1st
Christensen, Leland	Flyweight–114½	Reserve
Fletcher, John A.	Lightweight–147½	Reserve
Bagne, Verne C.	Lt. Heavyweight–191	Reserve
Hutton, Richard	Heavyweight	Elim. 1st rd.
Jernigan, William	Flyweight–114½	Elim. 2nd rd.
Koll, William	Lightweight–147½	5th
Leeman, Gerald	Bantamweight–125½	2nd
MacDonald, Malcolm	Bantamweight–125½	Reserve
Maldegan, Robert R.	Heavyweight	Reserve
Merrill, Leland	Welterweight–160½	3rd
Moore, Hal. L.	Featherweight–136½	6th

Wrestling	*Event*	*Place*	*Performance*
Nelson, William	Welterweight–160½		Reserve
Scarpello, Joseph	Middleweight–174		Reserve
Thomsen, Leo A.	Featherweight–136½		Reserve
Wittenberg, Henry	Lt. Heavyweight–191	1st	
Kens, Clifford			Manager
Griffith, Arthur			Coach

Yachting	*Event*	*Place*	*Position*
Craig, Ralph C.	Dragon Class—Rhythm	11th	Crew
Duys, Henry M. Jr.	Dragon Class—Rhythm	11th	Helmsman
Evans, Ralph L. Jr.	Firefly Dinghy Class	2nd	Helmsman
Jackson, Frederick Jr.	Dragon Class—Rhythm	11th	Crew
Jessup, Richard N.	Dragon Class—Rhythm	11th	Crew
Lee, Ceheen	6-m. Class—Llanoria	—	Alternate
Loomis, Alfred L. Jr.	6-m. Class—Llanoria	1st	Crew
Mooney, Michael	6-m. Class—Llanoria	1st	Crew
Pirie, Lockwood	Swallow Class—Migrant	3rd	Helmsman
Roosevelt, Julian K.	Dragon Class—Rhythm	11th	Crew
Smart, Hilary H.	Star Class—Hilarius	1st	Crew
Smart, Paul H.	Star Class—Hilarius	1st	Crew
Smith, James H. Jr.	6-m. Class—Llanoria	1st	Crew
Torry, Owen C. Jr.	Swallow Class—Migrant	3rd	Crew
Weekes, James H.	6-m. Class—Llanoria	1st	Crew
Wilson, Herman F.	6-m. Class—Llanoria	1st	Helmsman
Loomis, Alfred Lee Jr.			Manager

1948 WINTER OLYMPIC TEAM
AT ST. MORITZ, SWITZERLAND

Bobsledding	*Event*	*Place*	*Performance*
Berggren, Sgt. Lennart	Skeleton-cresta	—	Alternate
Bickford, James	4-man #1 driver	3rd	5:21.5
Carron, Schuyler	2-man #2 brake	3rd	5:35.3
D'Amico, William	4-man #2 brake	1st	5:20.1
Dupree, Donald	4-man #1 brake	1st	5:21.5
Dupree, William	4-man #1 rider	3rd	5:21.5
Fortune, Fred Jr.	2-man #2 driver	3rd	5:35.3
Heaton, Jack	Skeleton-cresta	2nd	5:24.6
Hendricks, T/Sgt. W.	Skeleton-cresta	—	Alternate
Hicks, Thomas	Alternate-rider	—	Crashed
Johnson, Lt. C. W.	Skeleton-cresta	9th	5:39.2
Latour, Tufferd	2-man #1 driver	9th	5:35.5
MacCarthy, F.*	Skeleton-cresta	9th	5:39.2
Martin, Leo	2-man #1 brake	9th	5:20.1
Martin, Patrick	4-man #2 rider	1st	5:20.1
Martin, Sgt. W. L.	Skeleton-cresta	6th	5:28.0
Mecosi, Joseph	4-man Alt. driver	—	—
Mirin, Lucien	4-man #1 rider	—	Alternate
Rimkus, Edward	4-man #2 rider	1st	5:20.1
Thompson, Alexis	Skeleton-cresta	—	Alternate
Tyler, Francis	4-man #2 driver	1st	5:20.1
Washbond, W. A.	2-man Alt. driver	—	—
Williams, Lt. Tinker	Skeleton-cresta	—	Alternate
* Alex coach.			
Stevens, Curtis P.			Manager
Fox, John F. "Donno"			Coach

Figure Skating	*Event*	*Place*	*Points*
Button, Richard T.	Men's Singles	1st	191.177
Grogan, James	Men's Singles	6th	168.711
Kennedy, Karol	Pairs	6th	10.356
Kennedy, Michael	Pairs	6th	10.356
Lettengarves, John	Men's Singles	4th	176.400
Merrill, Gretchen Van Zandt	Women's Singles	8th	148.666
Seigh, Eileen	Women's Singles	11th	141.111
Sherman, Yvonne	Women's Singles	6th	149.833
	Pairs	4th	10.581
Swensing, Robert J.	Pairs	4th	10.581
Keighley, Harry N.			Manager

Speed Skating	*Event*	*Place*	*Performance*
Bartholomew, Ken E.	500 meters	2nd	Tied at 43.2
Blum, Raymond E.	1500 meters	20th	2:23.4
	5000 meters	17th	8:54.4

Speed Skating	*Event*	*Place*	*Performance*
Fitzgerald, Robert	500 meters	2nd	Tied at 43.2
	1500 meters	28th	2:27.0
Henry, Kenneth C.	500 meters	5th	43.3
	1500 meters	22nd	2:24.6
	5000 meters	18th	8:56.0
Lamb, Delbert Thomas	500 meters	6th	Tied at 43.6
Rupprecht, Louis	5000 meters	21st	8:58.4
	10,000 meters	17th	21:20.3
Seaman, Art Francis	10,000 meters	18th	21:34.8
Solem, Richard Earl	5000 meters	27th	9:10.4
	10,000 meters	19th	26:22.4
Werket, John Roland	1500 meters	6th	2:20.2
	10,000 meters	11th	19:44.0
Bagdale, Benjamin			Manager
Miller, Peter F.			Coach

Ice Hockey	*Event*	*Place-Performance*
Brieli, William T.	Team—Forward	Did not compete*
Campbell, C. M.	Team—Defense	Did not compete*
Cearley, Neil R.	Team—Forward	Did not compete*
Crowley, Lt. Col. E.	Team—Forward	Did not compete*
Dockrell, Thomas R.	Team—Forward	Did not compete*
Donohue, George F.	Team—Forward	Did not compete*
Gardner, Bruce F.	Team—Goalie	Did not compete*
Berla, Milton M.	Team—Defense	Did not compete*
Preston, Lewis T.	Team—Forward	Did not compete*
Pulliam, George S.	Team—Defense	Did not compete*
Reilly, J. A. (Riley)	Team—Forward	Did not compete*
Rodgers, C. R. P.	Team—Goalie	Did not compete*
Sloane, James R.	Team—Forward	Did not compete*
Van, Allen	Team—Defense	Did not compete*
Wild, Paul R.	Team—Defense	Did not compete*

* Dispute over team eligibility.

Hutchinson, John G.	Manager-Coach

Skiing (Men)	*Event*	*Place*	*Performance*
Amick, Don	Downhill-Slalom	—	Reserve
Bietila, Ralph G.	Jumping	—	Injured
Bietila, Walter	Jumping	—	Fell, did not finish
Blatt, John M.	Downhill-Slalom	—	Reserve
Blatt, Robert Jr.	Downhill	44th	3:27.4
	Alpine Combined	21st	3:23.5
Broomhall, W. W.	18 kil. C. Country	65th	1:31.40
Devlin, Arthur	Jumping	—	Injured
Engen, Conrad	18 kil. C. Country	75th	1:57.24
	Classic Combined	45th	3:46.2
Faires, Dave	Downhill-Slalom	—	Reserve
Fredheim, Sverr	Downhill-Slalom	12th	Injured
Gillis, Orvin	Downhill	45th	3:28.2
Jennings, H. D.	Downhill	66th	1:52.03
Johnson, Don	18 kil. C. Country	27th	3452.1 pts.
	Classic Combined	43rd	3:26.2
Knowlton, Steve	Alpine Combined	16th	3:20.5
	Slalom	25th	23.75 pts.
Macomber, George	Alpine Combined	—	Injured
McLean, Robert L.	Downhill	47th	3:30.1
	Slalom	24th	2:28.1
	Alpine Combined	26th	3:25.4
Movitz, Richard D.	Downhill	42nd	5:25.2
Perrault, Paul Joe	Downhill	15th	2:07.0
Reddish, Jack N.	Downhill	26th	3:12.3
	Slalom	29th	2:15.5
	Alpine Combined	12th	13.24 pts.
Stewart, Colin C.	Slalom	30th	2:23.1
Townsend, Ralph J.	18 kil. C. Country	74th	1:37.12
	Classic Combined	53rd	3:52.7 pts.
Wren, Gordon L.	Jumping	57th	222.8
	18 kil. C. Country	77th	1:40.12
	Classic Combined	29th	340.2 pts.
Hill, Cortlandt T.	Manager		
Kiaer, Mrs. Alice D.	Asst. Manager (Women's Team)		
Engen, Alf	Coach—Cross Country and Jumping		
Prager, Walter	Coach—Downhill and Slalom		
Harnish, Walter	Coach—Women's Team		

Skiing (Women)	*Event*	*Place*	*Performance*
Cremer, Rebecca	Downhill	77th	3:46.2
	Alpine Combined	77th	3:46.2
Fraser, Gretchen	Slalom	31st	2:32.2
	Downhill	43rd	3:28.2
	Alpine Combined	27th	3:25.4

U. S. OLYMPIC TEAMS — 375

1948 WINTER TEAM PERSONNEL—Continued

Skiing (Women)	*Event*	*Place*	*Performance*
Grasmoen, Brynhild	Downhill	12th	2:36.0
	Slalom	9th	2:09.6
Kann, Paula	Downhill	28th	2:49.0
	Slalom	11th	2:09.8
Mead, Andrea B.	Downhill	35th	3:09.1
	Slalom	8th	2:08.8
	Alpine Combined	21st	30.84 pts.
Post, Doris	Downhill	—	Could not compete
Stewart, Ruth Marie ..	Downhill	20th	2:42.0
	Alpine Combined	16th	17.73 pts.
Winn, Ann Jeanette ..	Reserve	—	

Ice Dancing Demonstration

Bainbridge, Walter H. Jr., and Warring, Mary Lois

Military Ski Patrol Demonstration	*Place*	*Performance*
Dunlap, Pfc. Henry	8th	4:35.58
Eide, Pfc. Lorentz	8th	4:35.58
Keller, Sgt. Wilbur	Team	Alternate
Severson, Lt. Thomas	Team	Alternate
Walker, T/Sgt. Stanley	Team	4:35.58
Weeks, Lt. Donald A.	Team	4:35.58
Yardley, Pfc. Scotty	Team	Alternate

1952

1952 TEAM AT HELSINKI, FINLAND

Athletics (Men)	*Event*	*Place*	*Performance*
Ashbaugh, Walter S. ..	Hop-Step-Jump	4th	50' 6"
Ashenfelter, Horace ..	5000 m. Steeplechase	1st	8:45.4
	10,000 meters	—	Did not finish
Ashenfelter, Wm. W..	5000 m. Steeplechase	—	Did not finish heat
Backus, Robert H.	Hammer Throw	15th	170' 11½"
Baker, Walter Thane ..	200 meters	2nd	20.8
Barnard, Arthur	110 m. Hurdles	3rd	14.1
Barnes, John B.	800 meters	—	Elim. in semis
Betton, Arnold	High Jump	7th	1:53.4
Biffle, Jerome C.	Broad Jump	1st	6' 4½"
Blackman, Roland	400 m. Hurdles	—	24' 10"
			Elim. in semis 52.7
Bragg, Arthur G.	100 meters	—	Elim. in semis 10.9
Brown, George H. Jr.	Broad Jump	12th	Fouled in finals
Campbell, Milton	Decathlon	2nd	6975 pts.
Capozzoli, Charles J ..	5000 meters	—	Elim. in trials 14:39.0
Cole, Gerald E.	400 meters	—	Elim. in semis 46.8
	1600 meter Relay	2nd	USA time 3:04.0
Corbitt, Theodore	Marathon	44th	2:51.09
Davis, Jack W.	110 m. Hurdles	2nd	13.7
Davis, Walter E.	High Jump	1st	6' 8¼"
Deni, John M.	50,000 meter Walk	—	Did not finish
Dillard, Harrison W...	110 m. Hurdles	1st	13.7
	400 Meter Relay	1st	USA time 40.1
Dillion, James L.	Discus Throw	3rd	174' 9⅝"
Druetzler, Warren O. .	1500 meters	12th	3:56.0
Dyrgall, Victor J.	Marathon	13th	2:32.52.4
Engle, Martin S.	Hammer Throw	24th	Fouled in finals
Felton, Samuel M. Jr.	Hammer Throw	11th	174' 11⅝"
Fuchs, James E.	Shot Put	3rd	55' 11⅜"
Gathers, James	200 meters	3rd	20.8
Gerhardt, James E.	Hop-Step-Jump	11th	49' 2¼"
Goedien, Fortune E..	Discus Throw	4th	172' 9½"
Gourdine, Meredith C.	Broad Jump	2nd	24' 8½"
Heid, Franklin W.	Javelin Throw	9th	224' 5⅝"
Hooper, C. Darrow	Shot Put	2nd	57' 1¼"
Ines, Sim G.	Discus Throw	1st	180' 6½"
Jones, Thomas M.	Marathon	16th	2:42.50
King, Sloss Price Jr. ..	10,000 meter Walk	—	Elim. in trials 51:08.6
Laskau, Henry H.	10,000 meter Walk	—	Disqualified in trials
Laz, Donald R.	Pole Vault	2nd	14' 9¾"

Athletics (Men)	*Event*	*Place*	*Performance*
Maddburn, Jesse W.	1600 meter Relay	—	Reserve
Mathias, Robert B.	Decathlon	1st	7887 pts.
Matson, Ollie B.	400 meters	3rd	45.9
	1600 meter Relay	2nd	USA time 3:04.0
Mattos, George F.	Pole Vault	9th	14' 5½"
McMillen, Robert E. ..	1500 meters	2nd	3:45.2
Miller, William P.	Javelin Throw	2nd	237' 8⅝"
Montez, Javier	1500 meters	—	Elim. in trials 3:58.2
Moore, Charles H. Jr.	400 m. Hurdles	1st	50.8
	1600 meter Relay	2nd	USA time 3:04.0
O'Brien, Parry W.	Shot Put	1st	57' 1⅝"
Pearman, Reginald J.	800 meters	7th	1:52.1
Remigino, Lindy J.	800 meters	1st	1:49.2
	400 meter Relay	1st	USA time 40.1
Richards, Robert E.	Pole Vault	1st	14' 11½"
Ross, Harris B.	3000 m. Steeplechase	—	Elim. in trials 9:42.2
Santee, David Wes	5000 meters	—	Elim. in trials 17:10.4
Shaw, George D.	Hop-Step-Jump	—	Did not qual.
Simmons, Lloyd M. Jr.	Decathlon	3rd	6784 pts.
Skogren, Les A.	50,000 meter Walk	—	Did not finish
Smith, Finis Dean	100 meters	1st	10.4
	400 meter Relay	1st	USA time 40.1
Stanfield, Andrew W.	200 meters	1st	20.7
	400 meter Relay	1st	USA time 40.1
Stone, Curtis C.	5000 meters	—	Elim. in trials 14:42.8
	10,000 meters	20th	31:02.6
Weinacker, Adolf	50,000 meter Walk	22nd	5:01:00.4
Whitfield, Malvin G. ..	400 meters	6th	47.1
	800 meters	1st	1:49.2
	1600 meter Relay	2nd	USA time 3:04.0
Wimner, Kenneth G...	High Jump	2nd	6' 7½"
Wilt, Frederick L.	10,000 meters	21st	31:04.0
Yoder, Dewey Lee	400 m. Hurdles	—	Elim. in semis 51.0
Young, Cy O.	Javelin Throw	1st	242' 3¼"
Kane, Robert J.			Manager
Berlinger, Harold			Asst. Manager
Houston, Lawrence E.			Asst. Manager
Sober, Pincus			Asst. Manager
Hamilton, Bruce			Coach
Littlefield, Clyde			Asst. Coach
Snyder, Lawrence N.			Asst. Coach
Werner, Charles D.			Asst. Coach

Athletics (Women)	*Event*	*Place*	*Performance*
Darnowski, Constance	80 m. Hurdles	—	Elim. in trials 12.1
Dicks, Janet	Shot Put	—	Did not qual.
Dwyer, Dolores A.	200 meters	—	Elim. in trials
Fagge, Mae	100 meters	6th	12.1
	200 meters	—	Elim. in trials 24.5
	400 meter Relay	1st	USA time 45.9
Hardy, Catherine	100 meters	—	Elim. 2nd rd. 12.2
	200 meters	—	Elim. in semis 24.4
	400 meter Relay	1st	USA time 45.9
Jones, Barbara P.	400 meter Relay	1st	USA time 45.9
Landry, Mabel M.	Broad Jump	7th	18' 10½"
Lunney, Marjorie L. ..	Javelin Throw	15th	153' 1⅝"
McNabb, Mary E.	400 meter Relay	—	Reserve
Moreau, Janet T.	100 meters	—	Elim. 2nd rd. 12.5
	400 meter Relay	1st	USA time 45.9
Wilson, Lucile E.			Manager-Coach

Basketball	*Event*	*Place*	*Performance*
Bontemps, Ronald Y.	Team	1st	
Freiberger, Marcus R.	Team	1st	
Glasgow, Victor Wayne	Team	1st	
Houg, Charles M.	Team	1st	

Basketball	*Event*	*Place*	*Performance*
Hougland, William C.	Team	1st	
Kinney, Robert E.	Team	1st	
Keller, John F.	Team	1st	
Kelley, Melvin Dean ..	Team	1st	
Kurland, Robert A.	Team	1st	
Lienhard, William B.	Team	1st	
Lewellette, Clyde E.	Team	1st	
McCabe, Frank R.	Team	1st	
Pippin, Daniel L.	Team	1st	
Williams, Howard E. ..	Team	1st	
Hobson, Howard A.			Manager
Coogan, James E.			Asst. Manager
Womble, John Warren			Coach
Allen, Dr. Forrest C. ...			Asst. Coach

Boxing	*Event*	*Place*	*Performance*
Adkins, Charles	Lt. Welterweight-139	1st	
Anthony, Ernest Jr. ..	Lt. Middleweight-156	—	Reserve
Bickle, Robert L.	Lightweight-132	—	Elim. 2nd rd.
Brooks, Nathan E.	Flyweight-112	1st	
Gage, Louis A.	Welterweight-147	—	Elim. 2nd rd.
Lee, Norvel L.	Lt. Heavyweight-178	1st	
Moore, David	Bantamweight-119	—	Elim. 3rd rd.
Patterson, Floyd	Middleweight-165	1st	
Reynolds, Joseph	Lt. Welterweight-139	—	Reserve
Sanders, Hayes E.	Heavyweight	1st	
Slaten, Archie G. Jr. ..	Lightweight-132	—	Ill, could not compete
Speiser, Charles W. ..	Lt. Heavyweight-178	—	Reserve
Webb, Ellsworth	Lt. Middleweight-156	—	Elim. 1st rd.
Owen, James T.			Coach
Mello, Peter E.			Coach
Barrodale, Barry J. Dr.			Manager

Canoeing	*Event*	*Place*	*Performance*
Anderson, John J.	Kayak pairs, 10,000 meters	14th	48:30.7
Bochnewich, Paul	Kayak pairs, 10,000 meters	14th	48:30.7
Budrock, Michael N..	Kayak single, 1000 meters	—	Elim. in trials 4:39.5
Eiseman, John H.	Kayak pairs, 1000 meters	—	Elim. in trials 4:02.9
Haas, John A.	Canadian pairs, 1000 meters	7th	4:59.0
	Canadian pairs, 10,000 meters	5th	54:42.5
Havens, Frank B.	Canadian single, 1000 meters	4th	5:13.7
	Canadian single, 10,000 meters	1st	57:41.1
Horton, Thomas F.	Kayak pairs, 1000 meters	—	Elim. in trials 4:02.9
Krick, Frank J.	Canadian pairs, 1000 meters	7th	4:59.0
	Canadian pairs, 10,000 meters	5th	54:42.5
Schuette, William H ..	Kayak single, 10,000 meters	14th	42:44.6
Haner, Walter J.			Manager-Coach

Cycling	*Event*	*Place*	*Performance*
Backer, Harry G.	Track Team	—	Reserve
Brilando, Frank P.	1000 m. Time Trial	23rd	1:17.8
	2000 m. Tandem	—	Elim. in repechage
Cortright, Richard W.	2000 m. Tandem	—	Elim. in repechage
Hromjak, Steve E.	1000 m. Sprint	—	Elim. in repechage
	4000 m. Pursuit	—	US elim trials 5:11.6
Lauf, James G.	4000 m. Pursuit	—	US elim trials 5:11.6
Montemage, T. R.	4000 m. Pursuit	—	5:22:33.7
O'Rourke, Thomas C.	118 mile Road Race	36th	Did not finish
Rhoads, David S.	118 mile Road Race	—	Did not finish
Rhoads, Ronald D.	118 mile Road Race	—	Did not finish
Sheldon, Don T.	4000 m. Pursuit	—	US elim trials 5:11.6
	118 mile Road Race	32nd	5:22:33.5
Hoffman, Herbert			Manager
Smith, Raymond			Coach

Equestrian	*Event*	*Place*	*Performance*
Borg, Maj. Robert J.	Dressage	11th	498 USA 6th
Brinker, Norman E.	Prix des Nations	—	Alternate
Haines, Miss M. B.	Dressage	17th	446 USA 6th
Hough, Charles G.	Three-Day	9th	70.66 USA 3rd
James, William M. Jr.	Three-Day	—	Alternate
McCashin, Arthur J...	Prix des Nations	13th	16.0 USA 3rd
Pauly, Hartmann H. ..	Dressage	27th	515.5 USA 6th
Russell, Maj. John W.	Prix des Nations	24th	23.0 USA 3rd
Staley, Walter G. Jr.	Three-Day	18th	168.5 USA 3rd
Steinkraus, William C.	Prix des Nations	11th	132.25 USA 3rd
Wofford, John E. B ..	Three-Day	31st	548.0 USA 3rd
Henry, Maj. Gen. Guy V.			Manager
Wofford, Col. John W.			Coach

Fencing	*Event*	*Place*	*Performance*
Armitage, Norman C.	Sabre—Team	—	USA 4th
Axelrod, Albert	Foil—Individual	—	Elim. in semis
	Foil—Team	—	USA elim. 2nd round
Bukantz, Dr. Daniel ..	Foil—Individual	—	Elim. 2nd rd.
	Foil—Team	—	USA elim. 2nd round
Craus, Polly	Women's Foil—Ind.	—	Elim. in semis
deCapriles, Jose	Epee—Team	—	USA elim. 2nd round
	Sabre—Individual	—	—
	Sabre—Team	—	USA 4th
Gioiito, Silvio	Foil—Team	—	USA elim. 2nd round
Goldsmith, Harold D.	Foil—Team	—	USA elim. 2nd round
Krieger, Byron	Foil—Team	—	USA elim. 2nd round
Kwartler, Allan S.	Sabre—Individual	—	Elim. 2nd rd.
Lubell, Nathaniel	Foil—Individual	—	Elim. in semis
	Foil—Team	—	USA elim. 2nd round
Makler, Dr. Paul T. ..	Epee—Individual	—	Elim. 1st rd.
	Epee—Team	—	USA elim. 2nd round
Mitchell, Maxine	Women's Foil—Ind.	6th	—
Nyilas, Dr. Tibor	Sabre—Team	—	USA 4th
Skrobich, Alfred	Epee—Individual	—	Elim. 1st rd.
	Epee—Team	—	USA elim. 2nd round
Strauch, James	Epee—Team	—	USA elim. 2nd round
Treves, Alex	Sabre—Team	—	USA 4th
Vebell, Edward	Epee—Individual	—	Elim. in semis
	Epee—Team	—	USA elim. 2nd round
Wolff, Albert	Epee—Team	—	USA elim. 2nd round
Worth, George V.	Sabre—Individual	—	Elim. 2nd rd
	Sabre—Team	—	USA 4th
York, Janice-Lee	Women's Foil—Ind.	4th	—
Sirja, Stanley Stephan			Manager
Pinchart, Rene			Coach
Santelli, George Leslie			Coach
deCapriles, Miguel A.			Captain

Gymnastics (Men)	*Event*	*Place*	*Performance*
Beckner, John G.	Free Exercise	84th	17.40
	Rings	160th	15.10
	Side Horse	88th	17.00
	Long Horse	87th	18.05
	Parallel Bars	84th	17.85
	Horizontal Bar	59th	18.55
	All-Around	78th	71.35
Blattman, Lt. Com. W.	Free Exercise	12th	34.30
	Rings	137th	—
	Side Horse	7th	34.70
	Long Horse	59th	—
	Parallel Bars	10th	34.60
	Horizontal Bar	132nd	—
	All-Around	90th	—

Gymnastics (Men)	*Event*	*Place*	*Performance*
D'Antorio, Vincent	Free Exercise	94th	17.20
	Rings	157th	15.20
	Side Horse	51st	17.90
	Long Horse	160th	16.25
	Parallel Bars	74th	17.90
	Horizontal Bar	109th	16.75
	All-Around	100th	101.20
Holder, Donald J.	Free Exercise	134th	16.20
	Rings	109th	16.90
	Side Horse	32nd	18.00
	Long Horse	95th	18.00
	Parallel Bars	118th	17.05
	Horizontal Bar	97th	17.05
	All-Around	80th	103.50
Roethlein, William R.	Free Exercise	53rd	17.95
	Rings	142nd	15.85
	Side Horse	22nd	18.60
	Long Horse	141st	17.60
	Parallel Bars	60th	18.10
	Horizontal Bar	17th	18.95
	All-Around	59th	107.05
Scrobe, Edward J.	Free Exercise	59th	17.85
	Rings	45th	18.40
	Side Horse	40th	18.10
	Long Horse	54th	18.35
	Parallel Bars	21st	18.80
	Horizontal Bar	19th	18.90
	All-Around	30th	110.40
Simms, Charles O.	Free Exercise	117th	16.65
	Rings	127th	16.15
	Side Horse	106th	16.10
	Long Horse	40th	18.45
	Parallel Bars	142nd	16.05
	Horizontal Bar	16th	19.00
	All-Around	89th	102.60
Stout, Robert H.	Free Exercise	8th	18.90
	Rings	45th	18.40
	Side Horse	69th	17.55
	Long Horse	73rd	18.20
	Parallel Bars	34th	18.55
	Horizontal Bar	55th	18.55
	All-Around	34th	110.15
Cumiskey, Frank J.			Manager
Maloney, Thomas E.			Coach

Gymnastics (Women)	*Event*	*Place*	*Performance*
Barone, Marian T.	Free Exercise	103rd	16.76
	Balance Beam	73rd	17.09
	Parallel Bars	43rd	17.00
	Long Horse	65th	17.76
	All-Around	69th	69.30
Dalton, Dorothy C. ..	Free Exercise	103rd	16.76
	Balance Beam	117th	15.43
	Parallel Bars	118th	16.42
	Long Horse	101st	17.06
	All-Around	103rd	65.67
Elste, Meta Neumann	Free Exercise	76th	17.42
	Balance Beam	69th	17.16
	Parallel Bars	53rd	17.43
	Long Horse	151st	8.66
	All-Around	129th	60.67
Grulkowski, Ruth C. ..	Free Exercise	59th	17.59
	Balance Beam	48th	17.46
	Parallel Bars	74th	17.05
	Long Horse	96th	17.20
	All-Around	65th	69.28
Hoesly, Marie M.	Free Exercise	96th	16.90
	Balance Beam	126th	14.70
	Parallel Bars	56th	17.39
	Long Horse	114th	16.35
	All-Around	107th	65.32
Kirkman, Doris A.* ..	Free Exercise	134th	7.96
	Balance Beam	154th	8.10
	Parallel Bars	134th	8.40
	Long Horse	154th	7.10
	All-Around	154th	31.56

Gymnastics (Women)	*Event*	*Place*	*Performance*
Lomady, Clara Schroth	Free Exercise	28th	18.05
	Balance Beam	118th	15.36
	Parallel Bars	49th	17.50
	Long Horse	81st	17.46
	All-Around	73rd	68.38
Topalian, Ruth E.	Free Exercise	109th	16.66
	Balance Beam	100th	16.33
	Parallel Bars	79th	16.90
	Long Horse	58th	17.92
	All-Around	83rd	67.81

* Did not compete in voluntary phases.

Bonniwell, Robert R.	Manager-Coach
Lenz, Consetta A.	Chaperone

Modern Pentathlon	*Event*	*Place*	*Performance*
Denman, Lt. F. I.	Riding	9th	9:51.3
	Fencing	11th	28
	Shooting	6th	186
	Swimming	17th	4:36.9
	Running	19th	15:53.5
	Total	5th	62 (tied) USA 4th
Johnson, Lt. H. W. ..	Alternate	—	—
McArthur, W. Thad...	Riding	12th	10:09.8
	Fencing	23rd	23
	Shooting	29th	175
	Swimming	3rd	4:13.6
	Running	1st	14:20.4
	Total	8th	68 USA 4th
Troy, Capt. Guy K. ..	Riding	6th	9:34.5
	Fencing	17th	25
	Shooting	8th	185
	Swimming	54th	5:10.9
	Running	30th	16:19.1
	Total	14th	95 USA 4th
Wilson, Gail F.			Manager
Hull, Lt. Col. Donald F.			Officer-in-Charge

Rowing	*Event*	*Place*	*Performance*
Beggs, James J.	2-oar with cox.— bow#	—	Elim. semi-rep. 7:55.5
Costello, Bernard P. ..	Double Sculls— bow##	—	Elim. semi-rep. 7:03.6
Davis, John B.	4-oar without cox. No. 3*	—	Elim. semi-rep. 6:57.8
Detweiler, Robert M.	8-oar with cox. No. 5*	1st	6:25.9
Dunbar, James R.	8-oar with cox. No. 3*	1st	6:25.9
Fields, William B.	8-oar with cox. No. 2*	1st	6:25.9
Fifer, James T.	2-oar with cox.— bow#	—	Elim. semi-rep. 7:55.5
Frye, Wayne T.	2-oar with cox.— bow#	1st	6:25.9
Hecht, Duvall Y.	2-oar with cox.— stroke#	—	Elim. semi-rep. 7:55.5
Hoover, W. McCall Jr.	Double Sculls— stroke###	—	Elim. semi-rep. 7:03.6
Jackson, D. McKee	4-oar without cox. No. 2*	—	Elim. semi-rep. 6:57.8
Kelly, John B. Jr.	Single Sculls###	—	Elim. semi-rep. 7:42.0
Leanderson, Matt F. ..	4-oar with cox.— stroke##	3rd	7:36.5
Logg, Charles Paul	2-oar without cox.— bow##	1st	8:20.7
Lovsted, Carl M.	4-oar with cox.— bow##	3rd	7:36.5
Manning, Charles D. ..	8-oar with cox.— coxswain*	1st	6:25.9
McIlvaine, Charles J. ..	Sculls—reserve###	—	—
McKinley, John D.	4-oar without cox.— spare###	—	—
McMillan, Louis K. ..	4-oar without cox.— bow##	—	Elim. semi-rep. 6:57.8
Murphy, Richard F. ..	8-oar with cox. No. 4*	1st	6:25.9
Price, Thomas S.	2-oar without cox.— stroke##	1st	8:20.7
Proctor, Henry A.	8-oar with cox. No. 6*	1st	6:25.9
Rossi, Albert	4-oar with cox.— coxswain**	3rd	7:36.5

Rowing	*Event*	*Place*	*Performance*
Shakespeare, Frank B.	8-oar with cox.— bow*	1st	6:25.9
Stevens, Edward G.	8-oar with cox.— stroke*	1st	6:25.9
Thurman, William E.	8-oar with cox.— spare*	—	—
Ulbrickson, A. E. Jr.	4-oar with cox. No. 2**	3rd	7:36.5
Wahlstrom, R. W.	4-oar with cox. No. 3**	3rd	7:36.5
Welsh, James C.	4-oar without cox.— stroke*	—	Elim. semi-rep. 6:57.8
White, Charles E.	4-oar with cox.— spare**	—	—
Worth, Edward R.	8-oar with cox.— spare*	—	—

*Naval Academy. **University of Washington. ***Detroit Boat Club. ##Stanford University. ###Vesper Boat Club.

Hipple, William J.	Manager
Callow, Ralph	Asst. Manager Coach
Sanford, R. Harrison	Asst. Coach
Pocock, George Y.	Boatman

Shooting	*Event*	*Place*	*Performance*
Benner, Huelet Leo	Pistol—25 m. Rapid Fire	34th	572 (759)
	Pistol—50 m. Slow Fire	1st	553
Jackson, Arthur C.	Small Bore Rifle—50 m.	12th	1155 (54)
	Small Bore Rifle—Prone	3rd	599 (28)
McMillan, W. W.	Pistol—25 m. Rapid Fire	7th	575 (60)
Reeves, Harry W.	Pistol—50 m. Slow Fire	30th	515
Sandager, Robert K. ..	Free Rifle—300 m.	6th	1104
Swanson, Emmett O. ..	Small Bore Rifle—50 m.	13th	1155 (58)
	Small Bore Rifle—Prone	21st	596 (25)
	Free Rifle—300 m.	18th	1053
Parsons, Frank T. Jr.			Captain
Rau, Col. Carlton			Executive Officer
Leppig, Maj. George E.			Adjutant

Soccer (Football)	*Event*	*Performance*
Burkhard, Robert L.	Team—Goalie	Elim. prelim. round
Columbo, Charles M.	Team—Back	Elim. prelim. round
Conterio, William A. ..	Team—Back	Elim. prelim. round
Cook, Elwood E.	Team—Forward	Elim. prelim. round
Dunn, John F.	Team—Forward	Elim. prelim. round
Keir, Andrew G.	Team—Back	Elim. prelim. round
Keough, Harry J.	Team—Back	Elim. prelim. round
Krumm, Martin A.	Team—Forward	Elim. prelim. round
Mendoza, Ruben M. ..	Team—Forward	Elim. prelim. round
McHugh, E. J. Jr.	Team—Back	Elim. prelim. round
Moosen, Lloyd	Team—Forward	Elim. prelim. round
Schaller, Willy	Team—Back	Elim. prelim. round
Sheppell, William R..	Team—Back	Elim. prelim. round
Souza, John	Team—Forward	Elim. prelim. round
Surock, Lawrence C. ..	Team—Forward	Elim. prelim. round
Giesler, Walter J.		Manager
Wood, John W.		Coach

Swimming (Men)	*Event*	*Place*	*Performance*
Anderson, Miller A. ..	Springboard Diving	2nd	199.84
Browning, David G. ..	Springboard Diving	1st	205.29
Calhoun, John Collier	High Diving	9th	70.22
Chamberlain, Frank M.	Free Style	—	Alternate
Cleveland, Richard F...	100 m. Free Style	—	Elim. semi-finals 58.6
Clotworthy, Robert L.	Springboard Diving	3rd	184.92
Dooley, Frank Martin	800 meter Relay	—	Qualifier at 8:50.9
Gora, Ronald Francis ..	100 m. Free Style	8th	58.8
Heilan, Gerald Roy	200 m. Breaststroke	—	Elim. semi-finals 2:59.2
Jones, Burwell Otis	800 meter Relay	—	Qualifier at 8:50.9
Konno, Ford	400 m. Free Style	2nd	4:31.5
	1500 m. Free Style	1st	18:30.0
	800 meter Relay	1st	USA time 8:31.1

Swimming (Men)	*Event*	*Place*	*Performance*
Lee, Samuel	High Diving	1st	156.28
McCormack, John W.	High Diving	4th	138.74
McLane, James P.	400 m. Free Style	7th	4:40.5
	1500 m. Free Style	4th	18:51.5
	800 meter Relay	1st	USA time 8:31.1
Moore, Wayne R.	400 m. Free Style	6th	4:40.1
	800 meter Relay	1st	USA time 8:31.1
Nitzkowski, Monte M.	200 m. Breaststroke	—	Alternate
Oyakawa, Yoshimobu ..	100 m. Backstroke	1st	57.4
Rosser, Gaither	100 m. Free Style	—	Alternate
Scholes, Clark C.	100 m. Free Style	1st	57.4
Sheff, Donald R.	800 meter Relay	—	Qualifier at 8:50.9
Stack, Allan M.	100 m. Backstroke	4th	1:05.6
Stassforth, Bowen D.	200 m. Breaststroke	2nd	2:34.7
Taylor, Jack G. N.	100 m. Backstroke	3rd	1:05.4
Wolf, Wallace P.	800 meter Relay	—	Qualifier at 8:50.9
Woolsey, William T.	1500 m. Free Style	—	Elim. in trials 19:24.6
	800 meter Relay	1st	USA time 8:31.1
Kennedy, Edward T.			Manager
Roeser, Charles W.			Associate Manager
Mann, Mather			Coach
Peppe, Michael			Diving Coach

Swimming (Women)	*Event*	*Place*	*Performance*
Alderson, Joan	100 m. Free Style	5th	67.1
	400 meter Relay	3rd	USA time 5:10.1
Connell, Julia	200 m. Breaststroke	—	Elim. in trials 3:17.7
Freeman, Mary G.	100 m. Backstroke	—	Elim. in trials 1:17.0
Frick, Carol Helen	Springboard Diving	9th	52.97
Geary, Sharon	400 m. Free Style	—	Alternate
Green, Carolyn V.	400 m. Free Style	4th	5:16.5
Irwin, Juno S.	High Diving	3rd	70.49
Jansen, Zoe Ann Olsen	Springboard Diving	2nd	127.57
Kawamoto, Evelyn T.	400 m. Free Style	3rd	5:14.6
	400 meter Relay	3rd	USA time 4:50.1
LaVine, Jacqueline C.	400 meter Relay	3rd	USA time 4:50.1
McCormick, Patricia J.	Springboard Diving	1st	147.30
	High Diving	1st	79.37
Meulenkamp, Deliaha	400 m. Free Style	—	Elim. semi-finals 5:27.9
Myers, Paula Jean	High Diving	2nd	71.43
O'Connor, Cora Lee M.	100 m. Backstroke	—	Elim. in trials 1:19.7
Peters, Gail	200 m. Breaststroke	—	Elim. in trials 3:15.3
Roberts, Judith T.	100 m. Free Style	—	Elim. semi-finals 68.2
Sehorn, Idella M.	200 m. Breaststroke	—	Elim. in trials 3:13.7
Stark, Barbara Lynn ..	100 m. Backstroke	5th	1:16.2
Stepan, Marilee	100 m. Free Style	7th	68.0
	400 meter Relay	3rd	USA time 4:50.1
Jennings, Elsie V.			Co-Manager
Aspinall, J. Edwin			Co-Manager
Papenguth, Richard O.			Coach

Water Polo	*Event*	*Place*	*Performance*
Bisbey, Harry A.	Team—Goalie	4th	
Burns, Marvin D.	Team—Cen. Forward	4th	
Dornbluser, N. W.	Team—Rt. Forward	4th	
Hughes, Robert E.	Team—Cen. Forward	4th	
Jaworski, Edward L. ..	Team—Right Back	4th	
Koehler, Robert F.	Team—Center Back	4th	
Koenitz, William A. ..	Team—Rt. Forward	4th	
Lake, Norman E.	Team—Right Back	4th	
Norris, James L.	Team—Left Back	4th	
Spargo, John A.	Team—Left Forward	4th	
Stange, Peter J.	Team—Center Back	4th	
Curren, John J.			
Saari, Urho E.			

1952 TEAM PERSONNEL—Continued

Weightlifting	*Event*	*Place*	*Performance*
Bradford, James E.	Heavyweight	2nd	964.25 lbs.
Davis, John H.	Heavyweight	1st	1013.75 lbs.
Emrich, Clyde B.	Lt. Heavyweight–181	8th	837.50 lbs.
George, Peter T.	Middleweight–165	1st	881.50 lbs.
Kono, Tommy T.	Lightweight–148	1st	798.75 lbs.
Schemansky, Norbert ..	Middle Heavy–198	1st	980.75 lbs.
Stanczyk, Stanley A. ...	Lt. Heavyweight–181	2nd	914.50 lbs.
Tom, Richard W. S.	Bantamweight–123	—	Did not com.
Tomtsi, Richard K.	Featherweight–132	—	Did not com.
Wortmann, Dietrich			Manager
Matlin, David			Asst. Manager
Hoffman, Robert C.			Coach
Terpak, John B.			Asst. Coach
Roy, James Alvin			Trainer
Johnson, Clarence			Judge and Referee

Wrestling (Free Style)	*Event*	*Place*	*Performance*
Bluhaugh, Jack Lee ...	Bantamweight–125½	—	Alternate
Borders, Bill D.	Bantamweight–125½	—	Elim. 3rd rd.
Courter, Samuel J.	Flyweight–114½	—	Alternate
DeAugustine, L. J.	Featherweight–136½	—	Alternate
Evans, Jay Thomas	Lightweight–147½	2nd	—
Fletcher, John A.	Lightweight–147½	—	Alternate
Habetsch, Herbert L. ..	Heavyweight	—	Alternate
Henson, Josiah	Featherweight–136½	3rd	—
Hodge, Dan A.	Middleweight–174	—	Elim. 3rd rd.
Kerslake, William L. ..	Heavyweight	5th	—
Krufka, Joseph J.	Middleweight–174	—	Alternate
LaRock, James C.	Welterweight–160½	—	Alternate
Perry, Robert H.	Flyweight–114½	1st	—
Smith, William T.	Welterweight–160½	1st	—
Thomas, Dale O.	Lt. Heavyweight–191	—	Alternate
Wittenberg, Henry	Lt. Heavyweight–191	2nd	—
Patterson, Buel R.			Manager
Swartz, Raymond H.			Coach

Yachting	*Event*	*Place*	*Yacht Name*
Chance, Dr. Britton	5-m. Class–Helmsman	1st	Complex II
Endt, Everard C.	6-m. Class–Crew	1st	Llanoria
Goehlmann, Walter S. ..	6-m. Class–Alternate	—	
Hutton, Gabrielle W. ..	Dragon Class–Alternate	—	
Hutton, Joyce	Dragon Class–Crew 11th		Skidoo
Horton, Merrill C.	Dragon Class–Helmsman	11th	
Horton, William L.	Dragon Class—Helmsman	11th	Skidoo
Horton, William L. Jr.	Dragon Class–Crew 11th		Skidoo
Lapworth, C. W. Jr. ..	Dragon Class–Alternate		
Melaika, Edward A.	Finn Class—Helmsman	28th	
Merle-Smith, F.	6-m. Class–Alternate	—	
Morgan, John E.	6-m. Class–Crew	1st	Llanoria
Price, John W.	Star Class–Helmsman	2nd	Comanche
Reid, John S.	Star Class–Crew	2nd	Comanche
Ridder, Eric	6-m. Class–Crew	1st	Llanoria
Roosevelt, Julian K. ..	6-m. Class–Crew	1st	Llanoria
Schoonmaker, J. M.	Star Class–Alternate	—	
Schoettle, Michael	5-m. Class–Alternate	—	
Smart, Paul H.	Star Class–Alternate	—	
Whiton, Emelyn	6-m. Class–Alternate	—	
Whiton, Herman F.	6-m. Class–Helmsman	1st	Llanoria
White, Sumner W. 3rd ..	5-m. Class–Crew	1st	Complex II
White, Edgar B.	5-m. Class–Crew	1st	Complex II
Churchill, Owen P.			Manager
Horton, Millie Kurz			Manager

1952 WINTER OLYMPIC TEAM AT OSLO, NORWAY

Bobsledding	*Event*	*Place*	*Performance*
Atkinson, James N.	4-man #1–Rider	2nd	5:10.48
Benham, Stanley D.	2-man #1–Driver	2nd	5:26.89
	4-man #1–Driver	2nd	5:10.48
Bickford, James J.	4-man #2–Driver	9th	5:19.68
Crossett, Howard W. ..	4-man #1–Rider	2nd	5:10.48
Fortune, Fred J. Jr.	2-man #2–Driver	7th	5:33.82
Helmer, John L.	2-man #2–Brake	7th	5:35.82
Martin, Patrick M.	2-man #1–Brake	2nd	5:26.89
	4-man #1–Brake	2nd	5:10.48
Meconi, Joseph F.	4-man Alternate Driver		—
Miller, Hubert G.	4-man #2–Rider	9th	5:19.68
Scott, Robert J.	4-man #2–Rider	9th	5:19.68

Bobsledding	*Event*	*Place*	*Performance*
Severino, Maurice R. ..	4-man #2–Rider	9th	5:19.68
Whitaker, Floyd E.	4-man Alternate Rider		—
Stevens, Curtis P.			Manager–Coach

Figure Skating	*Event*	*Place*	*Performance*
Albright, Tenley E.	Women's Singles	2nd	150.233
Baxter, Virginia D.	Women's Singles	5th	152.211
Button, Richard T.	Men's Singles	1st	192.266
Grogan, James D.	Men's Singles	3rd	180.822
Gerlauser, Janet J.	Pairs	6th	10.289
Jenkins, Hayes A.	Men's Singles	4th	174.589
Kennedy, Karol E.	Pairs	2nd	11.178
Kennedy, Michael E.	Pairs	2nd	11.178
Klopfer, Sonya H.	Women's Singles	4th	154.633
Nightingale, John S. ..	Pairs	6th	10.289
Radir, Harry E.			Manager
Patterson, Theodore D.			Coach

Speed Skating	*Event*	*Place*	*Performance*
Broadhurst, Alfred G.	5000 meters	34th	9:09.2
	10,000 meters	27th	18:46.2
Burke, Charles W.	5000 meters	33rd	9:06.4
	10,000 meters	27th	17:07.1
Fitzgerald, Robert E....	500 meters	15th	:44.9
Henry, Kenneth C.	500 meters	1st	:43.4
	1500 meters	16th	2:28.8
	5000 meters	29th	8:59.9
McDermott, Donald J.	500 meters	2nd	:43.9
	1500 meters	28th	2:28.8
McNamara, M. P. F....	1500 meters	18th	2:25.5
	5000 meters	34th	8:53.4
	10,000 meters	16th	18:08.7
Werket, John R.	500 meters	11th	:44.1
	1500 meters	12th	2:24.3
	10,000 meters	—	Did not finish
Sharman, Richard P.			Manager
Ottsen, Lamar E.			Coach

Ice Hockey	*Event*	*Place*
Bjokman, Reuben E.	Team	2nd
Ceglarski, Leonard S. ..	Team	2nd
Czarnota, Joseph J.	Team	2nd
Desmond, Richard J.	Team—Goalie	2nd
Gambucci, Andrea R.	Team	2nd
Harrison, Clifford N. ..	Team	2nd
Kilmartin, Jerry W.	Team	2nd
Mulhern, John F.	Team	2nd
Noah, John R.	Team	2nd
Ox, Arnold C. Jr.	Team	2nd
Romper, Robert E.	Team	2nd
Sedin, James W.	Team	2nd
Van, Allen A.	Team	2nd
Whiston, Donald F.	Team	2nd
Yackel, Kenneth J.	Team	2nd
Ridder, Robert B.		Manager
Pitman, John E.		Coach
Semple, John D.		Trainer

Skiing (Men)	*Event*	*Place*	*Performance*
Beck, William L.	Downhill	5th	2:33.3
Bietila, Ralph G.	Jumping	—	Reserve
Broomhall, Wendell	18 kil. C. Country	57th	1:14.06
	4 x 10 kil. Relay	12th	USA time 2:53.28
Buek, Richard C.	Downhill	12th	2:39.1
Burton, John C.	18 kil. C. Country	67th	1:16.47
	4 x 10 kil. Relay	12th	USA time 2:53.28
Caldwell, John H.	18 kil. C. Country	73rd	1:22.42
	Classic Combined	22nd	301.773 pts.
Devlin, Art	Jumping	17th	201.5
Dodge, Joseph B.	Downhill	52nd	2:52.2
	Giant Slalom	6th	2:32.6
	Slalom	9th	2:04.7
Farwell, T. A. Jr.	18 kil. C. Country	43rd	1:11.54
	4 x 10 kil. Relay	12th	USA time 2:53.28
	Classic Combined	11th	401.454 pts.
Goodwin, Verne J.	Downhill & Slalom	—	Reserve
Hovland, George J.	18 kil. C. Country	71st	1:18.05
	4 x 10 kil. Relay	12th	USA time 2:53.28

Skiing (Men)	*Event*	*Place*	*Performance*
Jacobs, Thomas M.	18 kil. C. Country	66th	1:16.43
	Classic Combined	21st	307.439 pts.
Lawrence, David J.	Giant Slalom	35th	2:48.6
Nagel, Jack E.	Giant Slalom	29th	2:42.0
	Slalom	30th	1:07.5
Olsen, Willis S.	Jumping	22nd	195.5
Perry-Smith, Crosby T.	Jumping	—	Reserve
Pidacks, Robert W.	18 kil. C. Country	72nd	1:18.25
Rasmussen, Wilbert C.	Jumping	—	Reserve
Reddish, Jack N.	Downhill	14th	2:30.2
	Giant Slalom	17th	2:09.0
	Slalom	21st	1:03.2
Robison, Darrell D. ..	Jumping	18th	199.5
Tokle, Arthur E.	Jumping	—	Reserve
Wegeman, Keith R.	Classic Combined	—	Did not finish
	Jumping	12th	204.5
Herbert, John M.			Manager
Fraser, Mrs. Gretchen K.			Asst. Manager
Hvam, Hjalmar P.			Asst. Manager (Jumping)
Sorenson, Harald G.			Coach (Jumping)
Allais, Emile J.			Technical Advisor
Jochum, Herbert			Technical Advisor
Odmark, Leif C.			Technical Advisor

Skiing (Women)	*Event*	*Place*	*Performance*
Burt, Jannette W.	Downhill	—	Disqualified
	Giant Slalom	15th	2:19.9
	Slalom	15th	2:20.5
Lawrence, Andrea M.	Downhill	17th	1:55.5
	Giant Slalom	1st	1:55.8
	Slalom	1st	2:10.6
Neidlinger, Sally	Downhill	—	Reserve
Opton, Imogene A.	Giant Slalom	15th	2:15.8
	Slalom	5th	1:11.4
Rodolph, Catherine L.	Downhill	23rd	1:57.4
	Giant Slalom	5th	1:47.1
	Slalom	21st	2:24.0
Tomlinson, Sandra B.	Reserve	—	—
Weir, Betty E.	Downhill	19th	1:55.7

1956

1956 TEAM AT MELBOURNE, AUSTRALIA

Athletics (Men)	*Event*	*Place*	*Performance*
Ashenfelter, Horace 3d	5000 m. Steeplechase	—	Elim. Trials 8:51.0
Baker, Walter Thane	100 meters	2nd	10.5
	200 meters	3rd	20.9
	400 meter Relay	1st	USA time 39.5**
Bantom, Kenneth O.	Shot Put	4th	57' 4"
Bell, Gregory Curtis	Standing Jump	1st	2' 4⅝"
Bennett, John D.	Broad Jump	2nd	25' 2¼"
Blair, Clifford F.	Hammer Throw	—	Withdrawn
Bowden, Donald Paul	1500 meters	—	Elim. Trials 4:00.0
Calhoun, Lee Quincy	110 m. Hurdles	1st	13.5*
Campbell, Milton	Decathlon	1st	7337 pts.*
Coleman, Philip Yates	5000 m. Steeplechase	—	Elim. Trials 9:04.2
Conley, Philip R.	Javelin Throw	10th	238' 3½"
Connolly, Harold V. ..	Hammer Throw	1st	207' 3½"
Costes, Nicholas	Marathon Run	20th	2:42:20.0
Courtney, Thomas W.	800 meters	1st	1:47.7*
	1600 meter Relay	1st	USA time 3:04.8
Culbreath, Josh	400 m. Hurdles	3rd	51.6
Davis, Glen Ashby	400 m. Hurdles	1st	50.1*
Davis, Ira Sylvester	Hop-Step-Jump	2nd	51' 6¼"
Davis, Jack Wells	110 m. Hurdles	2nd	13.5*
Dellinger, William S.	5000 meters	—	Did not finish (14:26.8 in trials)
Denman, Elliott	50,000 m. Walk	11th	5:12:14.0
Dumas, Charles E.	High Jump	1st	6' 11½"*
Garcia, Benjamin B. ..	Javelin Throw	—	In finals but fouled out
Gordien, Fortune E. ..	Discus Throw	2nd	179' 9½"
Gutowski, Robert A. ..	Pole Vault	2nd	14' 10½"
Hall, Albert William ..	Hammer Throw	4th	203' 3"
Hart, Richard Lewis ..	10,000 meters	21st	—
Hewson, James Edward	20,000 m. Walk	17th	1:46:24.8
Jenkins, Charles L.	400 meters	1st	46.7
	1600 meter Relay	1st	USA time 3:04.8

Athletics (Men)	*Event*	*Place*	*Performance*
Johnson, Rafer Lewis	Decathlon	2nd	7587 pts.
	Broad Jump	—	Withdrawn
Jones, Charles N.	3000 m. Steeplechase	9th	9:01.4
Jones, Louis Woodard	400 meters	5th	48.1
	1600 meter Relay	1st	USA time 3:04.8
Kelley, John Joseph ..	Marathon Run	21st	2:43:40.0
King, Leamon	400 meter Relay	1st	USA time 39.5**
Koch, Desmond D.	Discus Throw	3rd	178' 5½"
Laskau, Henry Martin	20,000 m. Walk	12th	1:38:46.8
Lea, James Gilbert, Jr.	400 meters	—	Elim. 2nd Round 48.1
MacDonald, Bruce D.	20,000 m. Walk	16th	1:43:25.6
Mashburn, Jesse	1600 meter Relay	1st	USA time 3:04.8
Mattos, George F.	Pole Vault	4th	14' 4¾"
McKenzie, Gordon E. ..	10,000 meters	18th	—
Morrow, Bobby Joe	100 meters	1st	10.5
	200 meters	1st	20.6*
	400 meter Relay	1st	USA time 39.5**
Murchison, Ira James ..	100 meters	4th	10.8
	400 meter Relay	1st	USA time 39.5**
Nieder, William H. ..	Shot Put	2nd	59' 7¾"
O'Brien, William P. ..	Shot Put	1st	60' 11"*
Oerter, Alfred A. Jr. ..	Discus Throw	1st	184' 10½"*
Richards, Milton	High Jump	7th	6' 6¾"
Richards, Robert E. ..	Pole Vault	1st	14' 11½"*
	Decathlon	12th	5781 pts.
Shankle, Joel Warren	110 m. Hurdles	4th	14.1
Sharpe, William John	Hop-Step-Jump	4th	52' 1"
Shaw, George Donald	Hop-Step-Jump	12th	50' 3½"
Sjogren, Per Allen	50,000 m. Walk	12th	5:12:34.0
Southern, Silas E.	400 m. Hurdles	2nd	50.8*
Sowell, Arnold	800 meters	4th	1:48.1
Spurrier, Lonnie V. ..	800 meters	6th	1:49.3
Stanfield, Andrew W.	200 meters	2nd	20.7
Stone, Curtis Charles	5000 meters	—	Elim. in trials
Thuckeray, Dean Allen	Marathon Run	—	Did not finish
Truex, Max Edwin	5000 meters	—	Withdrawn
	10,000 meters	—	Did not finish
Walter, Jerome D.	1500 meters	—	Elim. Trials 3:55.0
Weinacker, Adolf	50,000 m. Walk	7th	5:00:16.0
Wheeler, Theodore S.	1500 meters	9th	Elim. Trials
Wilson, Vernon A.	High Jump	9th	6' 6¾"
Young, Cy C. Jr.	Javelin Throw	11th	225' 2"

* Olympic record.
**World and Olympic record.
#Set Olympic record in semi-finals; equalled by Davis in finals.

Houston, Lawrence R.	Manager	
Higgins, Ralph M.	Asst. Manager	
Ingle, Mal Hunter Jr.	Asst. Manager	
Schoolman, Irving M.	Asst. Manager	
Kelly, James D.	Coach	
Anderson, Frank G.	Asst. Coach	
Giegengack, Robert F.	Asst. Coach	
Mortensen, Chris	Coach	

Athletics (Women)	*Event*	*Place*	*Performance*
Anderson, Karen L.	Javelin Throw	8th	157' 5½"
Brown, Mrs. Earlene ..	Shot Put	6th	49' 7½"
	Discus Throw	4th	168' 5½"
Daniels, Isabelle Fr. ..	100 meters	4th	11.8
	400 meter Relay	3rd	USA time 44.9
Darnowski, Constance	80 m. Hurdles	—	Elim. Trials 11.9
Deubel, Paula	Shot Put	—	Did not qual. —40' 7½"
Ellis, Meredith L.	200 meters	—	Elim. Trials 26.3
Faggs, Heriwentha M.	100 meters	—	Elim. Trials 12.0
	200 meters	—	Elim. Trials 26.3
	400 meter Relay	3rd	USA time 44.9
Flynn, Ann Marie	High Jump	—	Did not qual. 5' 3¾"
Kurrell, Pamela Joan ..	Discus Throw	—	Did not qual. —40' 7½"

1996 TEAM PERSONNEL—Continued

Athletics (Women)	*Event*	*Place*	*Performance*
Marbrey, Marjorie Lea ..	Javelin Throw	11th	148' 6"
	Discus Throw	—	Did not qual. 130' 11½"
Mathews, Margaret R.	Broad Jump	—	Did not qual. at 18' 8½"
	400 meter Relay	3rd	USA time 44.9
McDaniel, Mildred L.	High Jump	1st	5' 9½"**
Mueller, Barbara Ann	80 m. Hurdles	—	Elim. Trials 11.6
Robertson, Irene Rose	80 m. Hurdles	—	Elim. Trials 11.9
Rudolph, Wilma G. ..	200 meters	—	Elim. Trials 24.6
	400 meter Relay	3rd	USA time 44.9
Testa, Loit Ann	Shot Put	14th	44' 3½"
Wershoven, Amelia ..	Javelin Throw	15th	145' 3½"
White, Willye B.	Broad Jump	2nd	19' 11¾"
Williams, Lucinda	100 meters	—	Elim. Trials 12.0
	400 meter Relay	3rd	USA time 44.9

**Olympic and World record.

Anderson, Mrs. Roxanne F.	Manager-Chaperone
Jackson, Nell C.	Coach
Morcom, A. Richmond	Field Coach

Basketball	*Event*	*Place*	*Performance*
Boushka, Richard J.	Forward	1st	Unbeaten
Cain, Carl Cecil	Forward	1st	Unbeaten
Darling, Charles F. ..	Center	1st	Unbeaten
Evans, William Ray ..	Center	1st	Unbeaten
Ford, Gilbert	Guard	1st	Unbeaten
Haldorson, Burdette E.	Forward	1st	Unbeaten
Hougland, William M.	Forward	1st	Unbeaten
Jeangerard, Robert E.	Forward	1st	Unbeaten
Jones, K. C.	Guard	1st	Unbeaten
Russell, William	Center	1st	Unbeaten
Tomsic, Ronald P.	Guard	1st	Unbeaten
Walsh, James Patrick	Guard	1st	Unbeaten
Coogan, James E.			Manager
Johnson, Maj. Roy P.			Asst. Manager
Tucker, Gerald M.			Coach
Drake, Bruce			Asst. Coach

Boxing	*Event*	*Place*	*Performance*
Boyd, James Felton	Lt. Heavyweight— 178½	1st	—
Lane, Pearce Allen	Welterweight—148	—	Elim. quarter-finals
Maekawa, Choken	Bantamweight—119	—	Did not make weight
Molina, Louis	Lightweight—132½	—	Elim. quarter-finals
Perez, Ray	Flyweight—112½	—	Elim. quarter-finals
Rademacher, T. Peter ..	Heavyweight	1st	—
Rouse, Roger Wilson	Middleweight—165½	—	Elim. quarter-finals
Shaw, Joseph	Lt.Welterweight—140	—	Elim. quarter-finals
Smith, Harry Floyd	Featherweight—125½	—	Did not make weight
Torres, Jose L.	Lt. Middleweight— 156½	2nd	—
Holt, Milton W.			Coach-Manager
Miller, Maj. F. Don			Coach-Trainer

Canoeing	*Event*	*Place*	*Performance*
Byers, George Albert ..	1000 m. Canadian Pairs	—	Elim. Trials 4:16.1
Dermond, Russell	1000 m. Kayak Pairs	—	Elim. Trials 4:22.7
Haas, John A.	10,000 m. Canadian Pairs	10th	58:33.3
Havens, Frank B.	10,000 m. Canadian Single	8th	1:01:23.6

Canoeing	*Event*	*Place*	*Performance*
Houston, Edward F. Jr.	10,000 m. Kayak Pairs	12th	51:25.8
Krick, Frank Joseph	10,000 m. Canadian Pairs	10th	48:33.3
Merwin, David P.	1000 m. Kayak Single	—	Elim. Trials 4:34.9
Moran, Richard	1000 m. Canadian Pairs	—	Elim. Trials 4:16.1
O'Brien, Robert W.	10,000 m. Kayak Single	11th	55:02.8
Pagkos, John Cyril	1000 m. Kayak Pairs	—	Elim. Trials 4:22.7
Schuette, William H.	10,000 m. Canadian Single	9th	5:47.7
Wilson, Kenneth J.	10,000 m. Kayak Pairs	12th	51:25.8
Ryan, Joseph F.			Manager & Coach

Cycling	*Event*	*Place*	*Performance*
Becker, Joseph H.	110.65 mile Road Race	43rd	USA 14th
Bell, Allen Charles	4000 m. Pursuit		Elim. Trials 5:02.4
Cortright, Richard W.	1000 m. Time Trials 4000 m. Pursuit	10th	1:16.1 Elim. Trials 5:02.4
Disney, Jack Wayne ..	1000 m. Sprint		Elim. quarter-finals
Ferguson, Donald	2000 m. Tandem		Elim. quarter-finals
Longsjo, Arthur M.	116.65 mile Road Race		Did not finish USA 14th
Neumann, Erhard M.	116.65 mile Road Race		Did not finish USA 14th
Rhoads, David S.	116.65 mile Road Race		Did not finish USA 14th
Rossi, James Joseph ..	4000 m. Pursuit		Elim. Trials 5:02.4
	2000 m. Tandem		Elim. quarter-finals
Von Meter, George E.	116.65 mile Road Race		Reserve
Nelsen, Chester A., Jr.			Manager
Thorpe, George L.			Coach

Fencing (Men)	*Event*	*Place*	*Performance*
Andre, William Jules ..	Epee		Did not com.
Armitage, Norman C.	Sabre—Team		Elim. semis.
Axtendorf, Albert	Foil—Team		USA 4th
	Foil—Individual		Elim. semis.
Bukantz, Dr. Daniel ..	USA 4th		
Cohen, Abram Dreyer	Epee—Team		Elim. 1st rd.
	Epee—Team		Elim. semis.
Dyer, Richard	Sabre—Team		Elim. semis.
Goldstein, Harold D.	Foil—Team		USA 4th
	Foil—Individual		Elim. 1st rd.
Goldstein, Ralph H. ..	Epee—Team		Elim. 1st rd.
Hoitsma, Kinmont T.	Epee—Team		Elim. 1st rd.
	Epee—Individual		Elim. 2nd rd.
Krieger, Byron L.	Foil—Team		USA 4th
	Foil—Individual		Elim. 1st rd.
Kwartler, Allan S.	Sabre—Team		Elim. semis.
	Sabre—Individual		Elim. semis.
Lubell, Nathaniel	USA 4th		
Nyilas, Dr. Tibor A. ..	Sabre—Team		Elim. semis.
	Sabre—Individual		Elim. 2nd rd.
Pew, Richard Worden	Epee—Team		Elim. 1st rd.
	Epee—Individual	4th	USA 4th
Shurtz, Sewall	Foil—Team		Elim. semis.
	Foil—Individual		Elim. 1st rd.
Worth, George V.	Epee—Team		Elim. semis.
	Sabre—Team		

Fencing (Women)	*Event*	*Place*	*Performance*
Goodrich, Judy Kay	Foil—Individual		Elim. 1st rd.
Mitchell, Mrs. Maxine	Foil—Individual		Elim. semis.
York, Mrs. Janice-Lee	Foil—Individual	4th	
deCapriles, Jose R.			Team Captain
Worth, George V.			Competing Manager
Csiszar, Lajos S.			Coach-Trainer

Field Hockey	*Event*	*Place-Performance*
Black, E. Newbold 4th	Outside Left	USA tied for 11th
Clifford, Henry C.	Right Halfback	USA tied for 11th
Greer, John Kirk	Playing Manager	USA tied for 11th
Harris, Stanley H.	Reserve	USA tied for 11th
Jongeneel, James C. ..	Center Forward	USA tied for 11th
Krause, Gerrit	Left Halfback	USA tied for 11th
Lengstra, Tjerk Hidde	Left Fullback	USA tied for 11th
Macropkus, Harry B...	Outside Right	USA tied for 11th
Orban, Karl	Inside Left	USA tied for 11th
Rotz, John	Inside Right	USA tied for 11th
Shanks, Charles R.	Reserve	USA tied for 11th
Strade, Walter W.	Right Fullback	USA tied for 11th
Udin, Felix A.	Goalie	USA tied for 11th
Van Nouhuys, H.	Reserve	USA tied for 11th
Wirnsberger, E.	Center Halfback	USA tied for 11th
Greer, John Kirk		Playing Manager

Gymnastics (Men)	*Event*	*Place*	*Points*
Beckner, John Gilbert	Side Horse	25th	18.40
	Parallel Bars	16th	18.75
	Horizontal Bar	16th	18.50
	Free Exercise	31st	17.75
	Rings	7th	19.00
	Horizontal Bar	7th	18.60
	Long Horse	17th	18.00
	All Around		111.00
Beckner, Richard A. ..	Side Horse	49th	17.60
	Parallel Bars	47th	17.75
	Free Exercise	41st	17.00
	Rings	17th	18.65
	Horizontal Bar	29th	18.45
	Long Horse	41st	18.30
	All Around	35th	108.30
Grossfeld, A. Israel ..	Side Horse	52nd	17.30
	Parallel Bars	43rd	17.85
	Free Exercise	23rd	18.40
	Rings	34th	17.50(tied)
	Horizontal Bar	13th	18.75
	Long Horse	47th	17.95
	All Around	39th	107.75
Schwenzenfeier, K. K.	Reserve		Did not com.
Simms, Charles Otto ..	Side Horse	31st	18.15
	Parallel Bars	28th	18.40
	Free Exercise	50th	17.55
	Rings	34th	17.50(tied)
	Horizontal Bar	22nd	18.65
	Long Horse	19th	18.45
	All Around	32nd	108.40
Tom, William	Side Horse	46th	17.75
	Parallel Bars	31st	18.35
	Free Exercise	50th	17.25
	Rings	42nd	16.85(tied)
	Horizontal Bar	46th	17.85
	Long Horse	38th	18.35
	All Around	43rd	107.55
Vega, Jose Armando ..	Side Horse	31st	17.35
	Parallel Bars	51st	17.60
	Free Exercise	15th	18.60
	Rings	20th	18.45
	Horizontal Bar	40th	18.05
	Long Horse	23rd	18.40
	All Around	31st	108.45
Wettstone, Eugene			USA 6th Coach & Manager

Gymnastics (Women)	*Event*	*Place*	*Points*
Davis, Muriel Evelyn	Free Exercise	25th	18.133
	Long Horse	58th	16,966
	Balance Beam	32nd	17.453
	Parallel Bars	58th	16,233
	All Around	52nd	68.935
			USA 9th
Fuchs, Doris Gudrun	Free Exercise	45th	17.779
	Long Horse	37th	17.999
	Balance Beam	43rd	14.933
	Parallel Bars	52nd	17.000 (tied)
	All Around	57th	67.733
			USA 9th
Fuchs, Ingeborg E.	Reserve		Did not com.
Howe, Mrs. Judith A.	Free Exercise	60th	17,066
	Long Horse	59th	16,266

Gymnastics (Women)	*Event*	*Place*	*Performance*
	Balance Beam	52nd	16.866
	Parallel Bars	52nd	17,000 (tied)
	All Around	58th	67.200 USA 9th
Klein, Jacquelyn J.	Free Exercise	57th	17,433
	Long Horse	57th	17,299
	Balance Beam	49th	17,100
	Parallel Bars	56th	16,466
	All Around	55th	68,300 USA 9th
Racek, Joyce May	Free Exercise	42nd	17,852
	Long Horse	52nd	18,035
	Balance Beam	58th	16,333
	Parallel Bars	57th	16,300
	All Around	54th	68,540 USA 9th
Ruddick, Mrs. S. M. ..	Free Exercise	53rd	17,533
	Long Horse	46th	17,799
	Balance Beam	55th	16,466
	Parallel Bars	46th	17,333
	All Around	51st	69,133 USA 9th
Wachtel, Mrs. Erna			Coach & Manager

Modern Pentathlon	*Event*	*Place*	*Performance*
Andre, William Jules	Riding	8th	887.5
	Fencing	4th	889.0
	Shooting	8th	860.0
	Swimming	17th	870.0
	Running	11th	1123.0
	Totals	7th	4629.5 USA 2nd
Daniels, Jack T.	Riding	2nd	1062.5
	Fencing	36th	371.0
	Shooting	13th	800.0
	Swimming	11th	935.0
	Running	25th	910.0
	Totals	13th	4078.5 USA 2nd
Lambert, George H. ..	Riding	1st	1075.0
	Fencing	17th	667.0
	Shooting	4th	900.0
	Swimming	7th	975.0
	Running	15th	1081.0
	Totals	5th	4698.0 USA 2nd
Miller, Robert Kay	Injured		Did not com.
Hood, Lt. Col. Lund F.			Officer-in-Charge
Toth, Nicholas G.			Coach & Trainer

Rowing	*Event*	*Place*	*Performance*
Ayrault, Arthur D. Jr.	Pair Oars with coxn. (bow)	1st	8:26.1
Becklean, William R.	8-oars with coxn. (coxn.)	1st	6:35.2
Beer, Donald A. E. ..	8-oars with coxn. (bow)	1st	6:35.2
Cardwell, Ronald E. ..	4-oars with coxn. (stroke)		Elim. semis. 8:24.3
Charlton, Thomas J. Jr.	8-oars with coxn. No. 2)	1st	6:35.2
Cooke, John Patrick ..	8-oars with coxn. (No. 5)	1st	6:35.2
Costello, Bernard P. Jr.	Double Sculls (bow)	2nd	7:32.2
Esselstyn, C. B. Jr. ...	8-oars with coxn. (No. 4)	1st	6:35.2
Fifer, James Thomas ..	2-oars (bow)	1st	7:55.4
Findlay, Conn F.	2-oars with coxn. (stroke)	1st	8:26.1
Fox, Erwin Joseph	4 & 8-oar reserve		Did not com.
Gardiner, James A.	Double Sculls (stroke)	2nd	7:32.2
Grimes, Charles L.	8-oars with coxn. (No. 5)	1st	6:35.2
Hecht, Duvall Young	2-oars (stroke)	1st	7:55.4
Hoover, Walter M. Jr.	Sculls—Spare		8:04.8
Kelly, John B., Jr.	Single Sculls	1st	7:15.4
Masterson, Edward A. ..	4-oars with coxn. (coxn.)		8:04.8
McIntosh, James S.	4-oars (stroke)	1st	8:04.8
McKinlay, Arthur F. ...	4-oars (No. 2)	1st	8:04.8
McKinlay, John D.	4-oars (No. 3)	1st	8:04.8

1956 TEAM PERSONNEL—Continued

Rowing

	Event	Place	Performance
McMullen, James A. ..	4-oars with coxn. (No. 3)		Elim. semis. 8:24.3
Morey, Robert W. Jr.	8-oars with coxn. (stroke)	1st	6:35.2 Did not enter.
Raymond, Peter C.	2-oars with coxn.		
Seiffert, Armin Kurt ..	2-oars with coxn. (coxn.)	1st	8:26.1
Sparhawk, Peter W. ..	8-oars reserve		Did not com.
Thompson, H. G. 3rd	8-oars reserve		Did not com.
Turner, Douglas L.	4-oars with coxn. (No. 2)		Elim. semis. 8:24.3
Wailes, Richard D.	8-oars with coxn. (No. 6)	1st	6:35.2
Welchli, John R.	4-oars (bow)	2nd	7:18.4
Wright, David Henry ..	8-oars with coxn. (No. 7)	1st	6:35.2
Wynne, James Michael	4-oars with coxn. (bow)		Elim. semis. 8:24.3

NOTE—The 8-oar crew was from Yale University. Other affiliations were four with coxswain (the Buffalo, N.Y., West Side Boat Club); fours without and double sculls (Detroit Boat Club); pairs with (U. S. Navy); single sculls (Philadelphia Vesper Boat Club); pairs without (Stanford Crew Association).

Boles, Thomas D.	Manager
Bullard, Roger C.	Asst. Manager
Rathschmidt, James A.	Coach
Hoover, Walter M., Sr.	Asst. Coach
Pocock, George X.	Boatman

Shooting

	Event	Place	Performance
Beaumont, John H. Jr.	Rapid Fire Pistol	9th	572
Bonner, M/Sgt. H. L.	Free Pistol	11th	537
Forman, John Charles	Rapid Fire Pistol	13th	566
Jackson, Arthur C.	Small Bore Rifle—Prone	31st	593
	Small Bore Rifle—3 Pos.	12th	1153
Pinion, CWO Offut ..	Free Pistol	3rd	551
Smith, James M.	Free Rifle—3 Pos.	10th	1182
Voelcker, H. B. Jr.	Free Rifle—3 Pos.	10th	1075
Wright, Verle F. Jr. ..	Small Bore Rifle—Prone	36th	590
	Small Bore Rifle—3 Pos.	14th	1151
Swanson, Lt. Col. Emmet O.			Team Captain
Lea, Lt. Col. Ellis			Coach

Soccer (Football)

	Event	Place-Performance
Carden, John	Halfback	Elim. quarter-finals
Coder, Ronald Thomas	Goalie	Elim. quarter-finals
Contreiter, William A.	Right Halfback	Elim. quarter-finals
Dorrian, James Patrick	Left Halfback	Elim. quarter-finals
Engedal, Svend R. H.	Goalie	Elim. quarter-finals
Keough, Harry Joseph	Center Halfback	Elim. quarter-finals
Looby, William E.	Inside or Halfback	Elim. quarter-finals
Marina, Alfonso	Left Fullback	Elim. quarter-finals
Mendoza, Ruben M.	Inside Left	Elim. quarter-finals
Monsees, Lloyd	Outside Left	Elim. quarter-finals
Murphy, Edward John	Center Forward	Elim. quarter-finals
Packer, Richard Rice ..	Outside Right	Elim. quarter-finals
Szolyk, Zenon	Inside Right	Elim. quarter-finals
Wecke, Herman W.	Right Fullback	Elim. quarter-finals
Wirth, Siegbert M.	Inside Right	Elim. quarter-finals
Zerbusen, Albert F. ..	Center Forward	Elim. quarter-finals
Hobson, Wilson T., Jr.		Manager
Mills, James		Coach

Swimming (Men)

	Event	Place	Performance
Breen, George Thomas	400 m. Free Style	3rd	4:32.5
	1500 m. Free Style	3rd	18:08.2*
	800 meter Relay	2nd	USA time 8:31.5
Clotworthy, Robert L.	Springboard Diving	1st	159.56 pts.
Connor, Richard C.	Platform Diving	3rd	149.79 pts.
Farrell, William C.	Platform Diving	6th	139.12 pts.
Hanley, Richard D.	100 m. Free Style	5th	57.6
	800 meter Relay	5th	USA time 8:31.5
Harper, Donald D.	Springboard Diving	2nd	156.25 pts.
Harrison, George P. ..	800 meter Relay		Reserve

Swimming (Men) *(continued)*

	Event	Place	Performance
Hughes, Robert Earl ..	200 m. Breaststroke		Elim. Trials 2:52.7
Jecko, Perry Timothy ..	800 meter Relay		Reserve
Kasnoa, Ford Hiroshi ..	800 meter Relay	2nd	USA time 8:31.5
McKinney, F. E. Jr. ..	100 m. Backstroke	3rd	1:04.5
Nelson, Jack Wyman	200 m. Butterfly	4th	2:26.6
Onekea, George H. Jr.	400 m. Free Style		Elim. Trials 4:41.6
	1500 m. Free Style		Elim. Trials 19:13.8
Oyakawa, Yoshinobu ..	100 m. Backstroke	8th	1:06.7
Patterson, Logan R. ..	400 m. Free Style	4th	57.2
Radcliffe, David A. ..	1500 m. Free Style		Elim. Trials 19:09.6
Tobian, Gary Milburn	Platform Diving	2nd	152.41 pts.
Tunabe, Richard T.	800 meter Relay		Reserve
Whitten, Gen. Allen ..	Springboard Diving	4th	148.35 pts.
Wiggins, Albert M. Jr.	100 m. Backstroke	7th	1:05.8
Woolsey, William T. ..	400 m. Free Style	6th	4:57.6
	800 meter Relay	2nd	USA time 8:31.5
Yoznyk, William A.	200 m. Butterfly	1st	2:19.5**

* Set World and Olympic record of 17:52.9 in semi-finals.
**World and Olympic record.

Roeser, Charles O	Manager
Drysdale, Col. Vallyn ..	Asst. Manager
Muir, Robert B.	Coach
Michael, B.	Diving Coach

Swimming (Women)

	Event	Place	Performance
Brey, Mrs. Betty M. ..	400 meter Relay		Reserve
Cone, Carlin Alice	100 m. Backstroke	2nd	1:12.9
Gilders, Patricia Joan	Springboard Diving	4th	120.76 pts.
Gray, Susan Douglas ..	400 m. Free Style		Elim. Trials 5:16.5
Irwin, Mrs. Jane N. ..	Platform Diving	2nd	81.64 pts.
Knapp, Kathryn E.	400 meter Relay		Reserve
Mann, Shelly I.	100 m. Free Style	6th	1:05.6
	100 m. Butterfly	1st	1:11.0*
	400 meter Relay	2nd	USA time 4:19.2
Marchino, Mary Anne	100 m. Backstroke		Elim. Trials 1:16.2
McCormick, Mrs. P. K.	Platform Diving	1st	142.36 pts.
	Springboard Diving	1st	84.85 pts.
Murphy, Maureen E. ..	100 m. Backstroke	5th	1:14.5
Myers, Paul Jean	Platform Diving	3rd	81.58 pts.
Ramey, Nancy Ann	100 m. Butterfly	2nd	1:11.9
Rosazza, Joan Ann	100 m. Free Style	4th	1:05.2
	400 meter Relay	2nd	USA time 4:19.2
Ruuska, Sylvia Elina ..	400 m. Free Style	3rd	5:14.4
	400 meter Relay	2nd	USA time 4:19.2
Sears, Mary Jane	100 m. Butterfly	3rd	1:14.4
	200 m. Breaststroke	7th	2:58.2
Simons, Nancy Joan	100 m. Free Style		Elim. semis. 1:06.1
	400 meter Relay	2nd	USA time 4:19.2
Shriver, Marley Lynn ..	400 m. Free Style	4th	5:12.9
Stunyo, Jeanne G.	Springboard Diving	2nd	125.89 pts.

* World Olympic record.

Toner, Mrs. Arthur C.	Manager & Chaperone
Tinkham, Stanley D.	Coach
McCormick, Glenn P.	Diving Coach

Water Polo

	Event	Place	Performance
Froien, Robert Charles	Team	5th	
Gaughran, James Alden	Team	5th	
Good, Donald John	Team	5th	
Hahn, Kenneth Al	Team	5th	
Horn, Robert Martin ..	Team	5th	
Hughes, Robert Earl ..	Team	5th	
Kooistra, Sam Gene	Team	5th	
Kooistra, William A. ..	Team	5th	
Ross, William Donald	Team	5th	
Severa, Ronald Duane	Team	5th	
Wolf, Wallace Perry ..	Team	5th	
Goeller, Sam J.			Manager
Kohlhase, Neill W.			Coach

Weightlifting

	Event	Place	Performance
Anderson, Paul	Heavyweight	1st	1102.0 lbs.
Berger, Isaac	Featherweight	1st	776.5 lbs.
George, James	Light Heavyweight	3rd	920.25 lbs.
George, Peter T.	Middleweight	2nd	909.00 lbs.
Kono, Tom Tamio	Light Heavyweight	1st	986.25 lbs.*
Shepard, David J.	Middle Heavyweight	2nd	975.25 lbs.
Vinci, Charles T. Jr. ..	Bantamweight	1st	754.50 lbs.*

* World and Olympic record.

Johnson, Clarence H.	Manager
Hoffman, Robert C.	Coach
Terpak, John B.	Asst. Manager & Trainer

Wrestling—Free Style

	Event	Place	Performance
Allen, Lee Dale	Bantamweight		Elim. 2d rd.
Bettucci, Frank A.	Lightweight		Injured*
Blatz, Peter Joseph ..	Lt. Heavyweight	3rd	
Delgado, Richard A. ..	Flyweight		Elim. 3d rd.
Evans, Jay Thomas	Welterweight	5th	Tied
Fischer, William E. T.	Welterweight		Elim. 3d rd.
Hodge, Dan Allen	Middleweight	2nd	
Kerslake, William R.	Heavyweight		Elim. 3d rd.
Roderick, Myron W. ..	Featherweight	4th	Tied

* Replaced by Evans.

Smith, Commdr. Charles S.	Manager
McCurdy, David H.	Coach

Wrestling—Greco-Roman

	Event	Place	Performance
Evans, Jay Thomas	Lightweight		Elim. 2d rd.
Holt, James Jay	Welterweight	5th	Tied
Lewis, Dale Folsom ..	Heavyweight		Elim. 2d rd.
Peckham, James C.	Middleweight		Elim. 3d rd.
Rice, Alan H.	Featherweight		Elim. 2d rd.
Thomas, Dale Owen ..	Lt. Heavyweight	6th	
Townley, Kent Harold	Bantamweight		Elim. 3d rd.
Wilson, John Richard	Flyweight		Elim. 3d rd.
Scalzo, Joseph R.			Injured, withdrew

Yachting

	Event	Place	Performance
Bryant, John Kent	5.5 meter Class	4th	Rush IV
Echeverria C., P. J. ..	Dragon Class	9th	Spirit 3rd
Killeen, Daniel B.	Dragon Class		Radix, Harry E.
Low, Lawrence Edgar	Star Class	1st	Reserve
Marvin, John	Finn Class		
Morgan, Charles F.* ..	Star Class		Reserve
O'Day, George D.	Finn Class		Reserve
Olsen, C. Eric Jr.	Sharpie Class—skipper	9th	Tineke
Renehan, William S. ..	Sharpie Class	9th	Tineke
Roosevelt, Julian K.*	Sharpie Class	1st	Reserve
Sherman, Victor F. ..	5.5 meter Class	4th	Rush IV
Schuettle, F. H. Jr.	5.5 meter Class—skipper	9th	Rush IV
Stinson, Robert Jr.	5.5 meter Class	4th	Rush IV
Walet, Eugene H. Jr.	Dragon Class	9th	Spirit 3rd
Walet, Eugene H. 3rd	Sharpie Class—skipper	9th	Spirit 3rd
Williams, Herbert P.	Star Class—skipper	1st	Kathleen

* Also competing manager.

Roosevelt, Julian K.	Competing Manager
Morgan, Charles F.	Competing Asst. Manager

PERSONNEL 1956 UNITED STATES EQUESTRIAN OLYMPIC TEAM AT STOCKHOLM, SWEDEN

Equestrian

	Event	Place	Performance
Borg, Mai. Robert J. ..	Grand Prix de Dressage	17th	Ind. 720 pts.
Burton, Maj. Jonathan	Three-day Competition		Injured, withdrew
Chapot, Frank	Grand Prix des Nations	27th	
Duffy, Frank	Three-day Competition		USA was 5th
Haggard, William 3rd	Three-day Competition		Elim. at jumps
Staley, Walter G. Jr. ..	Three-day Competition		Reserve Horse injured off course
Steinkraus, William C.	Grand Prix des Nations	15th	USA was 5th
Watt, Miss Shirley	Grand Prix de Dressage	27th	568 pts. Ind.

Equestrian

	Event	Place	Performance
Wiley, Hugh	Grand Prix des Nations	11th	USA was 5th
Wofford, Warren	Grand Prix des Nations		Reserve
Cole, Brig. Gen. John T.			Manager
de Nemethy, Bartalan ..			Coach (Grand Prix Jumping)
Borg, Maj. Robert J.			Coach (Three Day Team)

1956 WINTER OLYMPIC TEAM AT CORTINA, ITALY

Bobsledding

	Event	Place	Performance
Bickford, James John	4-Man #2	19th	5:23.16
Biesiadecki, W.	2-Man #2	5th	5:38.16
Butler, C. Thomas	4-Man #1	3rd	5:12.10
Dolan, William L.	4-Man #1	3rd	5:12.10
Flagg, Monroe A.	2 & 4-Man Alternate		
Jaspers, Donald E.	4-Man #2	19th	5:25.16
Lamy, James E.	4-Man #1	3rd	5:12.10
McKillip, Lawrence K.	4-Man #2	19th	5:25.16
Miller, Maj. H. G.	2 & 4-Man Alternate		
Miller, Lloyd C.	2 & 4-Man Alternate		
Morgan, Cpl. T. J.	2-Man #2	6th	5:40.8
Seymour, Edgar D.	2-Man #2	6th	5:40.8
Tyler, Arthur W.	2-Man #1	3rd	5:12.10
	2-Man #1	5th	5:38.16
Washbond, W. A.			Manager
Tyler, Francis W.			Coach
Washbond, Alan M.			Coach

Figure Skating

	Event	Place	Performance
Albright, Tenley E.	Women's Singles	1st	169.67 pts.
Ash, Lucille Mary	Pairs (with Kothman)	7th	10.63 pts.
Greiner, Robin Lewis	Pairs (with Ormaca)	5th	10.81 pts.
Heiss, Carol Elizabeth	Women's Singles	2nd	168.02 pts.
Jenkins, David	Men's Singles	3rd	162.82 pts.
Jenkins, Hayes Allen ..	Men's Singles	1st	166.43 pts.
Kothman, Sally	Pairs (with Ash)	7th	10.63 pts.
Machado, Catherine L.	Women's Singles	8th	153.48 pts.
Ormaca, Carol Ann	Pairs (with Greiner)	5th	10.81 pts.
Robertson, Ronald F. ..	Men's Singles	2nd	165.79 pts.
Patterson, Theodore G.			Manager
Radix, Harry E.			Coach

Ice Hockey

	Event	Place
Anderson, Wendell R.	Team—Defense	2nd
Burnett, Wellington P.	Team—Defense	2nd
Campbell, Robert	Team—Wing	2nd
Christian, Gordon	Team—Wing	2nd
Cleary, William	Team—Center	2nd
Dougherty, Richard	Team—Wing	2nd
Ikola, Willard	Team—Goalie	2nd
Matchetts, John	Team—Center	2nd
Mayasich, John	Team—Center	2nd
McKinnon, Daniel	Team—Defense	2nd
Meredith, Richard	Team—Wing	2nd
O'Grady, Francis	Team—Defense	2nd
Olson, Weldon	Team—Wing	2nd
Purpur, Kenneth	Team—Center	2nd
Rizzolo, Joseph	Team—Goalie	2nd
Rodenheiser, Richard ..	Team—Wing	2nd
Sampson, Edward	Team—Defense	2nd
Ridder, Robert J.		Manager
Marinucci, John		Coach
Bertini, Benedict W. ..		Trainer

Skiing (Men's Alpine)

	Event	Place	Performance
Beck, William Left ..	Downhill		Disqualified
Corcoran, Thomas A. ..	Slalom	19th	221.3 pts.
	Giant Slalom	14th	3:14.0
Dodge, Joseph B. Jr. ..	Slalom	4th	201.8 pts.
	Giant Slalom	15th	3:14.4
Melville, Marvin	Downhill		Disqualified
Miller, Ralph English	Slalom	22nd	227.8 pts.
	Giant Slalom	13th	3:13.8
Moriarty, Marvin R. ..	Downhill		Disqualified
Streeter, Leslie David	Alternate		
Werner, W. J. "Bud"	Slalom		229.5
	Giant Slalom		3:23.4
Bennett, Nelson	Downhill		2:36.1
Sheehan, Robert R.	Alternate		

1956 WINTER TEAM PERSONNEL—Continued

Skiing (Wm. Alpine)	*Event*	*Place*	*Performance*
Lawrence, Mrs. A. M.	Slalom	25th	143.8 pts.
	Giant Slalom	4th	1:58.3 (tied)
	Downhill	30th	1:55.2
Pitou, Penelope T.	Slalom	31st	162.5 pts.
	Giant Slalom	34th	2:10.4
	Downhill	34th	1:58.9
Rodolph, Catherine L.	Alternate		
Seitz, Betsy B.	Alternate		
Surgenor, Mrs. D. L.	Slalom	20th	137.5 pts.
	Giant Slalom		Did not com.
	Downhill	38th	2:01.5
	Slalom		Did not com.
	Giant Slalom	22nd	2:04.0
	Downhill	10th	1:49.6
Pfeiffer, Friedl			Coach
Post, Miss Dodie			Chaperone

Skiing (Men's Jump.)	*Event*	*Place*	*Performance*
Devlin, Arthur	Special Jumping	21st	194.5 pts.
Maki, Rudolph Allison	Alternate		
Olson, Willis S.	Special Jumping	43rd	174.5 pts.
Rahoi, Richard Allen ..	Special Jumping	51st	158.0 pts.
Sherwood, Roy	Special Jumping	36th	183.0 pts.
Ulland, Ragnar	Alternate		
Warren, Charles			Manager
Ulland, Olav			Coach

Skiing (Cross Country & Combined)	*Event*	*Place*	*Performance*
Crawford, Marvin L.	Combined Nordic	23rd	412.9 pts.
	4 x 10 m. Relay	12th	USA time
			2:32.04
Damon, Lawrence S. ..	15 km. C. Country	51st	0:57:18
	4 x 10 km. Relay	12th	USA time
			2:32.04
Farwell, T. A. Jr.	4 x 10 km. Relay	12th	USA time
			2:32.04
	Combined Nordic	30th	394.0 pts.
Levy, Lynn Thurber ..	30 km. C. Country		1:30:56
	Combined Nordic	35th	365.6 pts.
Miller, Andrew M.	30 km. C. Country	38th	2:00:58
	15 km. C. Country	41st	0:56:08
	4 x 10 km. Relay	12th	USA time
			2:32.04
Tremblay, Charles N.	Combined Nordic	34th	378.0 pts.
Merrill, Charles A.			Coach

Speed Skating	*Event*	*Place*	*Performance*
Burke, Charles W.	5000 Meters	43rd	8:47.4
Carow, William A.	500 Meters	6th	41.8
Henry, Kenneth C.	500 Meters	17th	0:42.8
Longjin, Arthur	5000 Meters	40th	8:40.0
McDermott, Don	500 Meters	25th	0:43.2
	1500 Meters	37th	2:18.6
McNamara, M. F.	500 Meters	20th	0:43.2
	5000 Meters	17th	8:10.6
	10,000 Meters	27th	17:45.6
Sandvig, Eugene M. ..	1500 Meters	30th	2:17.0
	5000 Meters	31st	8:25.5
Werket, John Roland	500 Meters	11th	0:42.4
	1500 Meters	25th	2:16.1
Schwarz, Herbert F.			Manager
Lamb, Delbert			Coach

1960

1960 OLYMPIC GAMES TEAM PERSONNEL
ROME, ITALY

Athletics (Men)	*Event*	*Place*	*Performance*
Allen, John W.	50,000 m. Walk	24th	5:03:15.2
Alley, F. William	Javelin Throw	—	Failed to Qualify
			225' 3¼"
Babka, Richard A.	Discus Throw	2nd	190' 4¾"
Bagdonas, Edward	Hammer Throw	—	Failed to qualify

Athletics (Men)	*Event*	*Place*	*Performance*
Beatty, James T.	5,000 Meters	—	Elim. in Qualifying rounds. (14:45.8)
Beucher, Terrence E. ..	Javelin Throw	—	Failed to Qualify 225' 3½"
Boston, Ralph H.	Broad Jump	1st	26' 7¾"
Bragg, Donald G.	Pole Vault	1st	15' 5½"
Breckenridge, A.	Marathon	50th	2:29:38.0
Budd, Frederick	50 Meter Dash	5th	10.3
	400 Meter Relay		Disqualified
Burleson, Dyrol J.	1500 Meter Run	6th	3:40.9
Calhoun, Lee Q.	110 m. Hurdles	1st	13.8
Cantello, Albert A.	Javelin Throw	10th	245' 1"
Carney, Lester N.	200 Meter Dash	2nd	20.6
Clark, David E.	Pole Vault	—	Failed to Qualify
Close, Peter M.	1500 Meter Run	—	Elim. in Qualifying Rounds (3:50.2)
Cochran, Richard L. ..	Discus Throw	3rd	187' 6¾"
Coleman, Philip Y.	5000 m. Steeplechase	—	Elim. in Qualifying Heats (8:56.6)
Connolly, Harold V. ..	Hammer Throw	8th	208' 7½"
Cons, Robert	Marathon	DNC	
Cunliffe, Ernest W.	800 Meter Run	—	Elim. in semi-finals (1:50.8)
Cushman, Clifton E.	400 m. Hurdles	2nd	49.6
Davis, David J.	Shot Put	DNC	
Davis, Glenn A.	1600 Meter Relay	1st	3:02.2
	400 m. Hurdles	1st	49.3
Davis, Ira S.	Hop-Step-and-Jump	4th	53' 10"
Davis, Otis C.	400 Meter Dash	1st	44.9
	1600 Meter Relay	1st	3:02.2
Dellinger, William S. ..	5,000 Meter Run	—	Elim. in Qualifying Rounds (14:08.6)
Dumas, Charles E.	High Jump	6th	6' 7¾"
Edstrom, David A.	Decathlon	—	Did not complete Competition (2107 pts.)
Faust, Joseph	High Jump	17th	6' 4¾"
Grelle, James E.	1600 Meter Relay	8th	3:05.0
Hall, Albert W.	Hammer Throw	14th	196' 5½"
Haluza, Rudolph	20,000 m. Walk	24th	1:41:01.0
Howard, Richard W. ..	400 m. Hurdles	3rd	49.7
Johnson, Rafer L.	Decathlon	1st	8,392 points
Johnson, Stone T.	200 Meter Dash	5th	20.8
	400 Meter Relay	—	Disqualified
Jones, Charles N.	5000 m. Steeplechase	7th	9:18.2
Jones, Hayes W.	110 m. Hurdles	3rd	14.0
Kelley, John J.	Marathon	19th	2:18:58.0
Laird, Ronald O.	50,000 m. Walk	19th	4:53:21.6
Long, Dallas C.	Shot Put	3rd	62' 4½"
MacDonald, Bruce D. ..	50,000 m. Walk	23rd	5:00:47.6
May, Willie L.	110 m. Hurdles	2nd	13.8
McKenzie, Gordon E. ..	Hammer Throw	48th	2:36:16.2
Mimm, Robert F.	20,000 m. Walk	21st	1:45:09.0
Morris, Ronald H.	Pole Vault	2nd	15' 5⅛"
Mulkey, Philip E.	Decathlon	—	Did not complete Competition (4,515 pts.)
Murphy, Thomas J.	800 Meter Run	—	Elim. in semi-finals (1:48.2)
Nieder, William H.	Shot Put	1st	64' 6¾"
Norton, Otis Ray	100 Meter Dash	6th	10.4
	200 Meter Dash	6th	20.9
	400 Meter Relay	—	Disqualified
O'Brien, W. Parry	Shot Put	2nd	62' 8½"
Oerter, Alfred A.	Discus Throw	1st	194' 2"
Roberson, Irvin	Broad Jump	2nd	26' 7¼"
Sharpe, William J.	Hop-Step-and-Jump	—	Failed to Qualify
Siebert, Jerome F.	800 Meter Run	—	Elim. in semi-finals (1:48.0)

Athletics (Men)	*Event*	*Place*	*Performance*
Sime, David W.	100 Meter Dash	2nd	10.2
	400 Meter Relay	—	Disqualified
Soth, Robert C.	5000 Meter Run	—	Elim. in Qualifying Rounds (14:40.8)
Stokes, Herman R.	Hop-Step-and-Jump	—	Failed to Qualify
Thomas, John C.	High Jump	3rd	Alternate 7' 1¼"
Trues, Max E.	10,000 Meter Run	6th	29:50.2
Watson, Anthony	Broad Jump	—	Failed to Qualify
Woods, Theodore E. ..	400 Meter Dash	DNC	Alternate
Winder, Paul L.	100 Meter Dash	DNC	Alternate
Yerman, Jack L.	400 Meter Dash	—	Elim. in semi-finals (48.9)
	1600 Meter Relay	1st	3:02.2
Young, Earl V.	400 Meter Dash	6th	45.9
	1600 Meter Relay	1st	3:02.2
Young, George L.	5000 m. Steeplechase	1st	Elim., in Qualifying Round (8:50.8)
Zinn, Ronald L.	20,000 Meter Walk	19th	1:42:47.0
Sober, Pincus			Manager
Allard, Lt. Col. Charles B.			Asst. Manager
Portanova, Michael			Asst. Manager
Post, Albert R.			Asst. Manager
Snyder, Larry N.			Coach
Higgins, Ralph M.			Asst. Coach
Winter, Lloyd			Asst. Coach
Eastment, George			Asst. Coach

Athletics (Women)	*Event*	*Place*	*Performance*
Brown, Barbara A.	High Jump	—	Failed to Qualify (4' 11")
Brown, Earlene	Shot Put	3rd	55' 10⅝"
	Discus Throw	6th	164' 3¼"
Connolly, Olga F.	Discus Throw	7th	167' 1⅞"
Crowder, Shirley	80 m. Hurdles	—	Elim. in Qualifying Round (12.3)
Daniels, Billie P.	800 Meter Run	—	Disqualified
Gaertner, Jean K.	High Jump	—	Failed to Qualify (4' 11")
Hudson, Martha	100 Meter Dash	—	Elim. in semi-finals (12.2)
	400 Meter Relay	1st	44.5
Jones, Barbara	100 Meter Dash	—	Elim. in semi-finals (11.7)
	400 Meter Relay	1st	44.5
Kurrell, Pamela J.	Discus Throw	—	Failed to Qualify (141' 9⅞")
Oldham, Karen A.	Javelin Throw	15th	132' 7½"
Pollards, Ernestine	200 Meter Dash	—	Elim., in Qualifying Round (24.5)
Robertson, Irene R.	80 m. Hurdles	—	Elim., in Qualifying Rounds (11.6)
Rogers, Neomia M.	High Jump	14th	5' 5"
Rudolph, Wilma G.	100 Meter Dash	1st	11.0
	200 Meter Dash	1st	24.0
	400 Meter Relay	1st	44.5
Smith, Anne L.	Broad Jump	—	Failed to Qualify
Terry, Jo Ann	80 m. Hurdles	—	Elim., in Qualifying Round (11.4)
White, Willye B.	Broad Jump	16th	18' 11¼"

Athletics (Women)	*Event*	*Place*	*Performance*
Williams, Lucinda	200 Meter Dash	—	Elim. in semi-finals (25.0)
	400 Meter Relay	1st	44.5
Kaszubski, Mrs. Frances T.			Manager
Temple, Edward S.			Coach of Track
Welch, Francis G.			Coach of Field

Basketball	*Position*	*Place*	*Performance*
Arnette, Jay H.	Forward	1st	Unbeaten
Bellamy, Walter	Center	1st	Unbeaten
Boozer, Robert L.	Forward	1st	Unbeaten
Dischinger, Terry	Forward	1st	Unbeaten
Haldeman, Burdette ..	Center	1st	Unbeaten
Imhoff, Darrall	Center	1st	Unbeaten
Kelley, Allen H.	Guard	1st	Unbeaten
Lane, Lester E.	Guard	1st	Unbeaten
Lucas, Jerry R.	Center	1st	Unbeaten
Robertson, Oscar	Forward	1st	Unbeaten
Smith, Adrian	Guard	1st	Unbeaten
West, Jerry A.	Guard	1st	Unbeaten
Lonborg, Arthur C.			Manager
Newell, Pete			Coach
Womble, J. Warren			Asst. Coach

Boxing	*Event*	*Place*	*Performance*
Armstrong, Jerry	Bantamweight	—	Elim. in quarter-finals
Baldwin, A. Phil	Welterweight	—	Elim. in quarter-finals
Barrera, Humberto	Flyweight	—	Elim. in quarter-finals
Campbell, Harry	Lightweight	—	Elim. in quarter-finals
Clay, Cassius	Light Heavyweight	1st	4 W — 0 L
Crook, Edward	Light Middleweight	1st	5 W — 0 L
Daniels, Quincey	Light Welterweight	3rd	3 W — 1 L
McClure, Wilbert	Light Middleweight	1st	4 W — 0 L
Price, Percy	Heavyweight	—	Elim. in quarter-finals
Spanakos, Nicholas	Featherweight	—	Elim. in quarter-finals, round
Becker, Benjamin			Manager
Menendez, Jules			Coach

Canoeing—Men	*Event*	*Place*	*Performance*
Beachem, Paul J.	1000 m. Kayak Singles	—	Elim. semi-finals (4:15.10)
Demus, Arnold	1000 m. Canadian Pairs	—	Disqualified in semi-finals
Dermond, Russell	4x500 m. Kayak Singles Relay	—	Elim., in Repechages (8:18.5)
Havens, Frank	1000 m. Canadian Singles	—	Elim., in Repechages (5:15.3)
Lundmark, Charles	4x500 m. Kayak Singles Relay	—	Elim., in Repechages (8:18.5)
Moran, Richard	1000 m. Canadian Pairs	—	Disqualified in semi-finals
O'Brien, Robert	4x500 m. Kayak Singles Relay	—	Elim. in Repechages (8:18.5)
Pagkos, John C.	4x500 m. Kayak Singles Relay	—	Elim. in Repechages (8:18.5)
Wilson, Kenneth J.	1000 m. Kayak Pairs	—	Elim., in Repechages (5:15.3)
Wolters, John A.	1000 m. Kayak Pairs	—	Elim., in Repechages (5:15.3)
Millar, Ernest L.			Manager
Feicht, Roderic A.			Coach

Canoeing—Women	*Event*	*Place*	*Performance*
Du Chai, Mary Ann ..	500 m. Kayak Pairs	—	Elim. in Repechages (2:21.13)
Jerome, Dianne	500 m. Kayak Pairs	—	Elim. in Repechages (2:21.15)
Perzier, Gloriane	500 m. Kayak Singles	—	Elim. in Repechages (2:21.29)

Cycling	*Event*	*Place*	*Performance*
Bell, Allen	1000 m. Time Trial	13th	1:11.33
Chowen, Wesley	Ind. Road Race	57th	
	Team Road Race	11th	2:24:00.97
Cortright, Richard	4000 m. Pursuit	—	Elim. in trials (4:49.92)
Francis, Herbert N.	1000 Meter Match	—	Elim. in Repechages
Freund, William	Team Road Race	11th	2:24:00.97
Hartman, Jack	2000 Meter Tandem	—	Elim. in quarter-finals
Hewitt, Charles	4000 m. Pursuit	—	Elim. in trials (4:49.92)
Hiltner, Michael	Ind. Road Race	23rd	
	Team Road Race	11th	2:24:00.97
Koenig, George	Road Race	DNC	
Pfarr, Robert	4000 m. Pursuit	—	Elim. in trials (4:49.92)
Rossi, James	4000 m. Pursuit	—	Elim. in trials (4:49.92)
Sharp, David	2000 Meter Tandem	—	Elim. in quarter-finals
Sines, Jack	1000 Meter Match	—	Elim. in Repechages
Tetzlaff, Robert	Ind. Road Race	64th	
	Team Road Race	11th	2:24:00.97
Zeboski, E. Lars	Ind. Road Race	53rd	
Thorpe, George L.			Manager
Bresnan, Walter P.			Coach

Equestrian—Men & Women	*Event*	*Place*	*Performance*
Chapot, Frank	Jumping (Team)	2nd	20 Penalty
Galvin, Patricia	Dressage	6th	995 Points
Lurie, David	Three-Day Event	—	Elim. 1st rd.
Morris, George	Jumping (Ind.)	4th	24 Penalty
	Jumping (Team)	2nd	24½ Penalty
Newberry, Jessica	Dressage	12th	927 Points
Page, Michael	Three-Day Event	17th	172.50 Points
Plumb, John	Three-Day Event	15th	152.96 Points
Staley, Walter	Three-Day Event	—	Eliminated
Steinkraus, William	Jumping (Ind.)	1st	0 Penalty
	Jumping (Team)	2nd	21½ Penalty
Wiley, Hugh	Jumping (tied for)	7th	28 Penalty
Stone, Whitney			Manager
Thomson, Col. Earl F.			Coach (3 Day Team)
de Nemethy, Bartalan			Coach (Jumping)

Fencing—Men	*Event*	*Place*	*Performance*
Axelrod, Albert	Foils—Individual	3rd	5 Wins
Bukantz, Daniel	Foils—Team	—	Elim. in quarter-finals
Dasaro, Michael	Sabre—Individual	—	Elim. in quarter-finals
	Sabre—Team	—	USA 4th
Dyer, R. Richard	Sabre—Team	—	USA 4th
Glazer, Gene R.	Foils—Individual	—	Elim. in 2nd round
	Foils—Team	—	Elim. in quarter-finals
Goldsmith, Harold	Foils—Team	—	Elim. in quarter-finals
Kolowrat, Henry	Epee—Team	—	Elim. in 2nd round
Kwartler, Allen S.	Sabre—Individual	—	Elim. in quarter-finals
	Sabre—Team	—	USA 4th

Fencing—Men	*Event*	*Place*	*Performance*
Margolis, James A.	Epee—Individual	—	Elim. in 1st round
	Epee—Team	—	Elim. in 2nd round
Michalik, David	Epee—Individual	—	Elim. in 2nd round
	Epee—Team	—	Elim. in 2nd round
Morales, Alfonso	Sabre—Individual	—	Elim. in quarter-finals
	Sabre—Team	—	USA 4th
Nyilas, Tibor A.	Sabre—Team	—	USA 4th
Paletta, Joseph	Foils—Individual	—	Elim. in 2nd round
	Foils—Team	—	Elim. in quarter-finals
Spinella, Ralph	Epee—Individual	—	Elim. in 1st round
	Epee—Team	—	Elim. in 2nd round
Wommack, Roland	Epee—Team	—	Elim. in 2nd round
Worth, George	Sabre—Team	—	USA 4th
Goldstein, Ralph M.			Team Captain
Worth, George V.*			Manager
Bukantz, Dr. Daniel A.*			Asst. Manager
Deladrier, Andre R.			Coach
Purdy, Edwin			Armorer

* Also listed as competitor.

Fencing—Women	*Event*	*Place*	*Performance*
Goodrich, Judy K.	Foils—Team	—	Elim. in 1st round
King, Harriet	Foils—Individual	—	Elim. in 1st round
	Foils—Team	—	Elim. in 1st round
Mitchell, Maxine	Foils—Team	—	Elim. in 1st round
Romary, Janice	Foils—Individual	—	Elim. in 1st round
	Foils—Team	—	Elim. in 1st round
Terhune, Evelyn	Foils—Individual	—	Elim. in 1st round
	Foils—Team	—	Elim. in 1st round

Gymnastics—Men	*Event*	*Place*	*Points*
Banner, Larry S.	Horizontal Bar	38th	18.50 (tied)
	Parallel Bars	60th	18.10 (tied)
	Rings	21st	18.80 (tied)
	Pommelled Horse	8th	19.05 (tied)
	Long Horse	28th	18.55 (tied)
	Free Exercise	39th	18.30 (tied)
	All Around	21st	111.05
			Team—USA 5th
Beckner, John G.	Horizontal Bar	22nd	18.75 (tied)
	Parallel Bars	26th	18.70 (tied)
	Rings	55th	18.25 (tied)
	Pommelled Horse	18th	18.70 (tied)
	Long Horse	46th	18.10 (tied)
	Free Exercise	55th	18.35 (tied)
	All Around	25th	110.05
			Team—USA 5th
Grossfeld, Abraham ..	Horizontal Bar	15th	18.95
	Parallel Bars	37th	18.45 (tied)
	Rings	25th	18.75 (tied)
	Pommelled Horse	76th	17.75
	Long Horse	63rd	17.85 (tied)
	Free Exercise	39th	18.30 (tied)
	All Around	36th	110.05
			Team—USA 5th
O'Quinn, Garland	Horizontal Bar	61st	18.35 (tied)
	Parallel Bars	50th	18.30 (tied)
	Rings	88th	17.60 (tied)
	Pommelled Horse	15th	18.75 (tied)
	Long Horse	61st	17.90 (tied)
	Free Exercise	39th	18.30 (tied)
	All Around	53rd	109.00
			Team—USA 5th

Gymnastics (Men)	*Event*	*Place*	*Performance*
Orlofsky, Fred	Horizontal Bar	91st	17.45 (tied)
	Parallel Bars	37th	18.45 (tied)
	Rings	56th	18.60 (tied)
	Pommelled Horse	33rd	18.50 (tied)
	Long Horse	17th	18.55 (tied)
	Free Exercise	75th	17.90 (tied)
	All Around	44th	109.45
			Team—USA 5th
Toney, Donald	Horizontal Bar	33rd	18.55 (tied)
	Parallel Bars	37th	18.45 (tied)
	Rings	39th	18.20 (tied)
	Pommelled Horse	26th	18.60 (tied)
	Long Horse	46th	18.45 (tied)
	Free Exercise	26th	18.50 (tied)
	All Around	27th	110.75
			Team—USA 5th
Maloney, Thomas F.			Manager and Coach

Gymnastics—Women	*Event*	*Place*	*Points*
Fuchs, Doris	Long Horse		17.966
	Parallel Bars	8th	19.000
	Balance Beam	55th	17.466 (tied)
	Free Exercise	46th	18.066 (tied)
	All Around	40th	72.498
			Team—USA 9th
Grossfeld, Muriel D. ..	Long Horse		17.200
	Parallel Bars	91st	16.966 (tied)
	Balance Beam	66th	17.100
	Free Exercise	19th	18.866
	All Around	70th	70.132
			Team—USA 9th
Maycock, Betty J.	Long Horse		17.833
	Parallel Bars	50th	18.132
	Balance Beam	69th	17.766
	Free Exercise	61st	18.199 (tied)
	All Around	52nd	71.930
			Team—USA 9th
Montefusco, Theresa ..	Long Horse		17.566
	Parallel Bars	65th	17.832 (tied)
	Balance Beam	50th	17.699
	Free Exercise	54th	18.266 (tied)
	All Around	58th	71.365
			Team—USA 9th
Richardson, Sharon	Long Horse	9th	18.533
	Parallel Bars	71st	17.666
	Balance Beam	53rd	17.599
	Free Exercise	51st	18.333
	All Around	45th	72.131
			Team—USA 9th
Sontgerath, Gail	Long Horse		17.966
	Parallel Bars	58th	17.966 (tied)
	Balance Beam	21st	18.533 (tied)
	Free Exercise	28th	18.666
	All Around	28th	72.997
			Team—USA 9th
Bachna, Mrs. Janet R.			Manager and Coach

Modern Pentathlon	*Event*	*Score*	*Place*	*Performance*
Beck, Robert L.	Riding	8:27.0	24th	1039
	Fencing	42 Wins	3rd	977
	Shooting	192	5rd	940
	Swimming	3:58.3	4th	1010
	Running	14:55.5	24th	1015
	Total		3rd	4981
			Team—USA 3rd	
Daniels, Jack	Riding	8:52.1	27th	1024
	Fencing	34 Wins	12th	793
	Shooting	190	6th	900
	Swimming	3:57.0	3rd	1015
	Running	15:05.0	26th	983
	Total		8th	4717
			Team—USA 3rd	
Lambert, George ..	Riding	8:05.0	2nd	1165
	Fencing	29 Wins	29th	678
	Shooting	182	37th	740
	Swimming	4:05.9	9th	975
	Running	15:06.0	27th	982
	Total		18th	4540
			Team—USA 3rd	
Stoll, Richard	Reserve		DNC	
Hull, Col. Donald F.			Officer in charge	
Russell, Lt. Col. John W.			Coach	

Rowing	*Event*	*Place*	*Performance*
Alm, Charles	4-oars with coxn. (#2)	—	Elim. in semi-finals (7:06.25)
Ayrault, Arthur	4-oars without coxn. (bow)	1st	6:26.26
Baldwin, Joseph	8-oars (#4)	5th	6:08.06
Blieden, Harry R.	Small boat—Spare	DNC	
Bos, Peter G.	8-oars (#3)	5th	6:08.06
Draeger, Richard	Pairs with coxn. (stroke)	3rd	7:34.58
Findlay, Cona F.	Pairs with coxn. (bow)	3rd	7:34.58
Frost, Ted S.	Pairs without coxn. (stroke)	5th	7:17.08
Gellerman, Louis	Small boat—Spare	DNC	
Hitchborn, James B. ..	8-oar—Spare	DNC	
Kelly, John B.	Double Sculls (bow)	—	Elim. in Repechages (6:55.25)
Knecht, William	Double Sculls (stroke)	—	Elim. in Repechages (6:55.25)
Long, William C.	8-oars (coxswain)	5th	6:08.06
McMahon, Michael	8-oar—Spare	DNC	
Mitchell, H. Kent	Pairs with coxn. (coxswain)	3rd	7:34.58
Moore, Mark	8-oars (bow)	5th	6:08.06
Nash, Ted A.	4-oars without coxn. (stroke)	1st	6:26.26
Parker, Harry L.	Single Sculls	5th	7:39.26
Perry, Lyman	8-oars (stroke)	5th	6:08.06
Rogers, Robert P.	Pairs without coxn. (bow)	5th	7:17.08
Rubin, Roy J.	4-oars with coxn. (stroke)	—	Elim. in semi-finals (7:06.25)
Sayre, John A.	4-oars without coxn. (stroke)	1st	6:26.26
Seiffert, A. Kurt	4-oars with coxn. (coxswain)	—	Elim. in semi-finals (7:06.25)
Stocker, Alfred	4-oars with coxn. (bow)	—	Elim. in semi-finals (7:06.25)
Sweetser, Warren	8-oars (#2)	5th	6:08.06
Thompson, Gayln	8-oars (#3)	5th	6:08.06
Wailes, Richard	4-oars without coxn. (#3)	1st	6:26.26
Wilson, Robert B.	8-oars (#7)	5th	6:08.06
Winfree, Howard	8-oars (#6)	5th	6:08.06
Yonker, Michael A.	4-oars with coxn. (#3)	—	Elim. in semi-finals (7:06.25)
Goes, Clifford			Rowing Director
Sulger, John W.			Manager
Caswell, Gordon C.			Asst. Manager
Lindsey, Louis G.			Coach of 8-oar crew
Pocock, Stanley E.			Coach of small boats
Schenck, William			Boatman-Rigger

Shooting	*Event*	*Place*	*Performance*
Anderson, Garr	Reserve—Rifle	DNC	
Clark, James R.	Clay Pigeon	4th	188/200
Foster, John	Free Rifle, 3 Positions, 120 Shots	7th	1121
Hill, James	Small Bore Rifle, 3 Positions, 120 Shots	24th	1115
	Small Bore Rifle, Prone, 60 Shots	2nd	589
Hurst, John	Free Pistol, 40 Shots	17th	538
Lincoln, Nelson	Free Pistol, 40 Shots	9th	545
McMillan, William	Rapid Fire Pistol, 60 Shots	1st	587/147
Mosely, Lawrence	Rapid Fire Pistol, 60 Shots	16th	529
Puckel, Daniel	Free Rifle, 3 Positions, 120 Shots	4th	1117
	Small Bore Rifle, 3 Positions, 120 Shots	6th	1117
	Small Bore Rifle, Prone	6th	589

1960 TEAM PERSONNEL—Continued

Shooting	*Event*	*Place*	*Performance*
Riegger, Arnold	Clay Pigeon	30th	168/200
Swanson, Emmet O.			Team Captain
Carpenter, Lt. Col. Sidney C.			Coach

Men's Swimming & Diving	*Event*	*Place*	*Performance*
Bennett, Robert	100 m. Backstroke	3rd	1:02.5
Blick, Richard	800 m. Free Style Relay	1st	8:10.2
Breen, George	1500 m. Free Style	3rd	17:30.6
Clark, Steve E.	800 m. Free Style Relay	1st	in trials
Darnton, William	400 m. Medley Relay	—	
	800 m. Free Style Relay	1st	in trials
Farrell, F. Jeffrey	400 m. Medley Relay	1st	4:05.4
	800 m. Free Style Relay	1st	8:10.2
Gillanders, J. David	200 m. Butterfly	3rd	2:15.3
Hait, Paul W.	200 m. Breaststroke	8th	2:41.4
	400 m. Medley Relay	1st	4:05.4
Hall, Sam	Springboard Diving	2nd	167.08 points
Harrison, George	800 m. Free Style Relay	1st	8:10.2
Hunter, R. Bruce	100 m. Free Style	4th	55.6
Larson, Lance	100 m. Free Style	2nd	55.2
	400 m. Medley Relay	1st	4:05.4
Lenz, Eugene	400 m. Free Style	7th	4:26.8
McKinney, Frank	100 m. Backstroke	2nd	1:02.1
	400 m. Medley Relay	1st	4:05.4
Mulliken, William	200 m. Breaststroke	1st	2:37.4
Somers, Alan B.	1500 m. Free Style	3rd	18:02.8
	400 m. Free Style	5th	4:22.0
Tobian, Gary	Springboard Diving	1st	170.00 points
	Platform Diving	2nd	165.25 points
Troy, Michael	200 m. Butterfly	1st	2:12.8
	800 m. Free Style Relay	1st	8:10.2
Webster, Robert	Platform Diving	1st	165.56 points
Winters, Frank	800 m. Free Style Relay	—	1st in trials
Daughters, Ray			Manager
Stager, Gustav			Coach
Moriarty, Philip E.			Coach of Diving

Women's Swimming & Diving	*Event*	*Place*	*Performance*
Botkin, Molly R.	400 m. Free Style Relay	—	1st in trials (4:18.9)
Burke, Lynn E.	100 m. Backstroke	1st	1:09.3
	400 m. Medley Relay	1st	4:41.1
DeVarona, Donna	400 m. Free Style Relay	—	1st in trials (4:18.9)
Doerr, Susan	400 m. Free Style Relay	—	1st in trials (4:18.9)
Harmer, Nina	100 m. Backstroke	—	Elim. (1:15.8)
	400 m. Medley Relay	—	1st in trials
House, Carolyn	400 m. Free Style	—	Elim. (5:00.7)
Irwin, Juno	Platform Diving	4th	83.59 points
Kemptner, Patty	200 m. Breaststroke	7th	2:55.5
	400 m. Medley Relay	1st	4:41.1
Pope, Paula Jean	Springboard Diving	2nd	141.24 points
	Platform Diving	2nd	88.94 points
Ruuska, Sylvia	400 m. Free Style Relay	—	1st in trials (4:18.9)
Schuler, Carolyn J.	100 m. Butterfly	1st	1:09.5
	400 m. Medley Relay	1st	4:41.1
Spillane, Joan	400 m. Free Style Relay	—	1st in trials
Stobs, Shirley	400 m. Free Style Relay	1st	4:08.9
Von Saltza, S. Christine	100 m. Free Style	2nd	4:08.9
	400 m. Free Style Relay	1st	1:02.8
	400 m. Free Style Relay	1st	4:50.6
	400 m. Medley Relay	1st	4:08.9
Warner, Anne K.	200 m. Breaststroke	6th	4:41.1
Willard, Mary P.	Springboard Diving	4th	2:55.4 157.82 points

Swimming (Women)	*Event*	*Place*	*Performance*
Wood, Carolyn	100 m. Free Style	4th	1:03.4
	100 m. Butterfly	—	Elim. (1:11.1)
	400 m. Free Style Relay	1st	4:08.9
Baldwin, Mrs. Betty L.			Manager
Haines, George F.			Coach
Lee, Dr. Sammy			Coach of Diving

Water Polo	*Event*	*Place*	*Team Performance*
Bittick, Charles G.	Spare	7th	6 Points
Burns, Marvin D.	Guard	7th	6 Points
Crawford, Ronald E.	Guard	7th	6 Points
Hall, Gordon	Goalie	7th	6 Points
Horn, Robert M.	Spare	7th	6 Points
Kelsey, James	Forward	7th	6 Points
McIlroy, Charles	Spare	7th	6 Points
Severa, Ronald	Center Forward	7th	6 Points
Tinur, Fred E.	Forward	7th	6 Points
Volmer, Ronald L.	Spare	7th	6 Points
Wolf, Wallace	Center Back	7th	6 Points
Szari, Urho E.			Manager
Kohlhase, Neill W.			Coach

Weightlifting	*Event*	*Place*	*Performance*
Berger, Istac	Featherweight	2nd	798½ Lbs.
Bradford, James E.	Heavyweight	2nd	1129¾ Lbs.
Gentry, Anthony	Lightweight	DNC	
George, James D.	Light Heavyweight	2nd	947¼ Lbs.
Keno, Tommy	Middleweight	2nd	942 Lbs.
Pulskamp, John	Middle Heavyweight	4th	953½ Lbs.
Schemansky, Norbert	Heavyweight	3rd	1102 Lbs.
Vinci, Charles D.	Bantamweight	1st	760 Lbs.
Zirk, Richard	Heavyweight	DNC	
Terpak, John A.			Manager
Hoffman, Robert C.			Coach

Wrestling—Free Style	*Event*	*Place*	*Performance*
Bluhaugh, Douglas	Welterweight	1st	W 7, L 0
Brand, Daniel	Light Heavyweight	5th	W 2, L 2
DeWitt, Edward	Middleweight	4th	W 3, L 1
Giani, Louis D.	Featherweight	—	Injured—withdrew 4th rd.
Kerslake, William	Heavyweight	1st	Elim. 4th rd.
McCann, Terrence	Bantamweight	1st	W 4, L 1
Simons, Eliott	Flyweight	6th	W 3, L 2
Sitler, Wesley A.	Lightweight	1st	W 5, L 0
Mandel, John C.			Manager
Robertson, Port G.			Coach

Wrestling—Greco-Roman	*Event*	*Place*	*Performance*
Allen, Lee D.	Featherweight	—	Elim. 4th rd.
Camilleri, R. Anthony	Middleweight	—	Elim. 4th rd.
Evian, Fritz	Welterweight	—	Elim. 2nd rd.
George, Howard	Light Heavyweight	—	Elim. 2nd rd.
Lauchle, Joseph	Bantamweight	—	Elim. 2nd rd.
Lewis, Dale F.	Heavyweight	—	Elim. 2nd rd.
Northrup, Ben C.	Lightweight	—	Elim. 2nd rd.
Wilson, J. Richard	Flyweight	—	Elim. 4th rd.
Hunt, M. Briggs			Coach

Yachting	*Event*	*Place*	*Name of Yacht*
Barrett, Peter J.	Finn Class	11th	
Halperin, Robert	Star Class	3rd	Shrew
Hunt, James	5.5 Meter Class	1st	Minotaur
Kober, Charles	Reserve	DNC	
Kohler, Claude L.	Dragon Class	10th	Spirit VI
McClure, Allen	Dragon Class	10th	Spirit VI
O'Day, George	5.5 Meter Class (Skipper)	1st	Minotaur
Parks, William	Star Class (Skipper)	3rd	Shrew
Roosevelt, Julian K.	Reserve—Manager	DNC	
Schoettle, Ferdinand	Reserve—Assistant Manager	DNC	
Sindle, Harry	Flying Dutchman (Skipper)	20th	Vim III

Yachting	*Event*	*Place*	*Performance*
Smith, David	5.5 Meter Class	1st	Minotaur
Walet, Eugene H.	Dragon Class (Skipper)	10th	Spirit VI
Wood, Robert M.	Flying Dutchman Class	20th	Vim III
Roosevelt, Julian K.			Manager*
Schoettle, Ferdinand P., Jr.			Asst. Manager*

* Also served in capacity as reserve crew member.

NOTE—Administrative personnel listed on page 59.

1960 U.S. OLYMPIC WINTER GAMES TEAM PERSONNEL

Biathlon	*Event*	*Place*	*Performance*
Burritt, John C.	Biathlon	14th	1.46.36.8
Damon, Laurence	Biathlon	24th	1.59.38.2
Hanson, Gunder	Biathlon	23rd	1.58.06.2
Mize, Richard	Biathlon	21st	1.55.56.2
Hull, Col. Donald F.	Manager		
Wagner, Harry	Coach		

Figure Skating—Men	*Event*	*Place*	*Performance*
Brewer, Robert L.	Men's Singles	7th	1520.
Brown, Timothy	Men's Singles	5th	1374.1
Hadley, Ray E.	Pairs	11th	65.
Jenkins, David	Men's Singles	1st	1440.2
Ludington, Ronald E.	Pairs	3rd	76.2
Richards, Dudley L.	Pairs	10th	67.5

Figure Skating—Women	*Event*	*Place*	*Performance*
Hadley, Ila R.	Pairs	11th	65.
Heiss, Carol E.	Women's Singles	1st	1490.1
Ludington, Nancy	Pairs	3rd	76.2
Owen, Laurence	Women's Singles	6th	1343.0
Owen, Maribel Y.	Pairs	10th	67.5
Roles, Hedda	Women's Singles	3rd	1414.9
Hart, John P.	Manager		
Fisher, Mrs. Jack	Chaperone		

Ice Hockey	*Event*	*Place*	*Performance*
Christian, Roger A.	Forward	1st	5 W, 0 T, 0 L
Christian, William D.	Center	1st	5 W, 0 T, 0 L
Cleary, Robert B.	Forward	1st	5 W, 0 T, 0 L
Cleary, William J.	Forward	1st	5 W, 0 T, 0 L
Grazia, Eugene	Forward	1st	5 W, 0 T, 0 L
Johnson, Paul H.	Center	1st	5 W, 0 T, 0 L
Kirrane, John L.	Defense	1st	5 W, 0 T, 0 L
Mayasich, John	Center	1st	5 W, 0 T, 0 L
McCartan, Jack	Goalie	1st	5 W, 0 T, 0 L
McVey, Robert P.	Forward	1st	5 W, 0 T, 0 L
Meredith, Richard O.	Forward	1st	5 W, 0 T, 0 L
Dixon, Weldon H.	Forward	1st	5 W, 0 T, 0 L
Owen, Edwin R.	Defense	1st	5 W, 0 T, 0 L
Paavola, Rodney E.	Defense	1st	5 W, 0 T, 0 L
Palmer, Lawrence J.	Goalie	1st	5 W, 0 T, 0 L
Rodenheiser, Richard	Defense	1st	5 W, 0 T, 0 L
Williams, Thomas M.	Center	1st	5 W, 0 T, 0 L
Claypool, James H.	Manager		
Riley, John P., Jr.	Coach		
Amore, Dr. William	Doctor		
Bertini, Ben	Trainer		

Speed Skating—Men	*Event*	*Place*	*Performance*
Bedbury, Floyd C.	5,000 Meter	30th	8.39.6
	1,500 Meter	22nd	2.18.9
Carow, William A.	500 Meter		Did not fin.
Disney, William D.	500 Meter	2nd	40.5
Hunt, Richard H.	5,000 Meter	17th	8.21.5
	1,500 Meter	17th	2.17.7
McDermott, Donald J.			
McDermott, Richard T.	500 Meter	7th	40.9
Meyer, Keith E.	1,500 Meter	29th	2.21.7
Rudolph, Eddie J.	1,500 Meter	35th	2.23.1
Uhrlass, Arnold H.	10,000 Meter	15th	16.49.3
	5,000 Meter	14th	8.18.0
Zucco, Ross B.	10,000 Meter	10th	16.37.6

Speed Skating—Women	*Event*	*Place*	*Performance*
Ashworth, Jeanne C.	3,000 Meter	8th	5.28.5
	1,500 Meter	11th	2.33.7
	1,000 Meter	8th	1.56.1
	500 Meter	3rd	46.1
Buhr, Beverly J.	3,000 Meter	19th	6.03.1
Harrington, C. K.	3,000 Meter	18th	5.57.5
Lockhart, Barbara D.	1,500 Meter	18th	2.37.0
Mulholland, Kathleen	500 Meter	10th	47.9
Onelenchuk, Jeanne	1,000 Meter	15th	1.39.8
	1,500 Meter	15th	2.36.4
	500 Meter	16th	49.3
Zirkel, Al	Manager		
Schroeder, Edward J.	Coach		

Alpine Ski—Men	*Event*	*Place*	*Performance*
Barrier, James M.	Slalom	—	Disqualified
	Giant Slalom	16th	1.52.7
Brown, Frank E.	Slalom	37th	3.01.5
Corcoran, Thomas A.	Slalom	9th	2.14.7
	Giant Slalom	4th	1.49.7
Eaton, Gordon L.	Downhill	17th	2.14.0
Ferries, Charles T.	Slalom	—	Disqualified
Gorsuch, Scott D.	Downhill	14th	2.13.0
	Giant Slalom	14th	1.52.5
Marolt, Max S.	Downhill	18th	2.14.2
	Giant Slalom	21st	1.54.9
Melville, Marvin A.	Downhill	22nd	2.15.9

Alpine Ski—Women	*Event*	*Place*	*Performance*
Anderson, Beverly	Slalom	26th	2.13.1
	Giant Slalom	36th	1.57.4
Cox, Renie K.	Slalom	9th	1.59.2
Hannah, Joan L.	Downhill	21st	1.47.9
Meyers, Linda	Downhill	33rd	1.53.4
	Giant Slalom	2nd	Disqualified
Pitou, Penelope T.	Downhill	—	1.48.6
	Slalom	33rd	2.19.8
	Giant Slalom	2nd	1.40.0
Snite, Betsy B.	Downhill	—	Disqualified
	Slalom	2nd	1.52.9
	Giant Slalom	4th	1.40.4
Little, Dr. Amos R., Jr.	Manager		
Seck, Will Cuyler	Men's Coach		
Lawrence, David	Women's Coach		
Lawrence, Andrea M.	Chaperone and Assistant Manager		

Nordic Ski—Men	*Event*	*Place*	*Performance*
Akers, Charles	15 KM	50th	1.02.35.7
Bobbin, Kurt A.	4 x 10 Relay	11th	2.38.01.8
Cress, John R.	Nordic Combined	29th	375.506
Dendahl, John H.	4 x 10 Relay	11th	2.38.01.8
Erickson, William P.	Special Jumping	DNC	—
Farwell, T. A., Jr.	50 KM	51st	5.49.56.6
	Nordic Combined	27th	386.094
Hirvonen, Olavi E.	15 KM	48th	1.00.38.6
	50 KM	26th	3.36.37.8
Johanson, Sven S.	50 KM		Did not fin.
Kotlarek, Gene E.	30 m. Spec. Jump	42nd	181.4
Lahdenpera, Peter J.	15 KM	46th	59.13
	4 x 10 Relay	11th	2.38.01.8
Letson, Edward M.	Nordic Combined	DNC	—
Lussi, Craig M.	Nordic Combined	30th	361.919
Massa, Lev E.	30 KM	42nd	2.16.47.0
	50 KM	29th	3.41.08.2
Miller, Andrew M.	15 KM	27th	54.19.0
	30 KM	27th	2.05.05.4
	50 KM	17th	3.17.23.2
	4 x 10 Relay	11th	2.38.01.8
Rahoi, Richard	Special Jumping	DNC	—
St. Andre, Jon J.	80 m. Spec. Jump	28th	192.3
Samuelstuen, Anstein	80 m. Spec. Jump	7th	218.9
Vinecette, Alfred	Nordic Combined	DNC	—
Wedin, Robert Carl	80 m. Spec. Jump	32nd	187.1
Wilson, Joseph P.	30 KM		Did not fin.
Bradley, Dr. David J.	Manager		
Wilk, Sven E.	Coach		
Severid, Lloyd	Special Jumping Coach		

NOTE—Administrative personnel listed on page 59.

Pan American Championships

COMPLETE ROSTER OF WINNERS
GAMES OF 1951-1955-1959

INDIVIDUAL EVENTS
*Denotes Pan American record

ATHLETICS — MEN
(Track and Field)

Year	Champion	Representing	Time
	100 meter Dash		
1951	Rafael Fortun Chacon	Cuba	10.6
1955	J. Rodney Richard	UNITED STATES	10.3*
1959	O. Ray Norton	UNITED STATES	10.3*
NOTE—Willie Williams, United States, first set record of 10.3 in semi-finals of 1955 competition.			
	200 meter Dash		
1951	Rafael Fortun Chacon	Cuba	21.3
1955	J. Rodney Richard	UNITED STATES	20.7
1959	O. Ray Norton	UNITED STATES	20.6*
	400 meter Dash		
1951	Malvin Whitfield	UNITED STATES	48.8
1955	Louis Jones	UNITED STATES	45.4*
1959	George Kerr	West Indies Fed.	46.1
	800 meter Run		
1951	Malvin Whitfield	UNITED STATES	1:53.2
1955	Arnold Sowell	UNITED STATES	1:49.7
1959	Thomas Murphy	UNITED STATES	1:49.4*
	1500 meter Run		
1951	Browning Ross	UNITED STATES	4:00.4
1955	Juan D. Miranda	Argentine	3:53.2
1959	Dyrol Burleson	UNITED STATES	3:49.1*
	5000 meter Run		
1951	Ricardo Bralo	Argentine	14:57.2
1955	Osualdo Suarez	Argentine	15:30.6
1959	William Dellinger	UNITED STATES	14:26.4*
	10,000 meter Run		
1951	Charles C. Stone	UNITED STATES	31:08.6
1955	Osualdo Suarez	Argentine	32:42.6
1959	Osualdo Suarez	Argentine	30:17.2*
	Marathon Run		
1951	Delfo Cabrera	Argentine	2:35:00.2
1955	Doroteo Flores	Guatemala	2:59:09.2
1959	John J. Kelley	UNITED STATES	2:27:54.2*
	110 meter Hurdles		
1951	Richard Attlesey	UNITED STATES	14.0*
1955	Jack Davis	UNITED STATES	14.3
1959	Hayes Jones	UNITED STATES	13.6-x
X—Record not allowed because of following wind.			
	400 meter Hurdles		
1951	Jaime Aparicio	Colombia	53.4
1955	Josh Culbreath	UNITED STATES	51.5
1959	Josh Culbreath	UNITED STATES	51.2*
	3000 meter Steeplechase		
1951	Charles C. Stone	UNITED STATES	9:32.0
1955	Guillermo Sola	Chile	9:46.8
1959	Phillip Coleman	UNITED STATES	8:56.4*
	400 meter Relay		
1951	United States (Donald Campbell, Richard Attlesey, John Voight, Arthur Bragg)		41.0
1955	United States (Willie Williams, John D. Bennett, Charles Thomas, J. Rodney Richard)		40.7
1959	United States (Hayes Jones, Robert Poynter, William Woodhouse, Ray Norton)		40.4*
	1600 meter Relay		
1951	United States (Hugo Maiocco, William Brown, John Voight, Mal Whitfield)		3:09.9
1955	United States (Jesse Maddours, Lonnie Spurrier, James Lea, Louis Jones)		3:07.2
1959	West Indies (Mal Spence, Mel Spence, Basil Ince, George Kerr)		3:05.3*
	10,000 meter Walk#		
1951	Henry Laskau	UNITED STATES	50:26.8*

Year	Champion	Representing	Height
	50,000 meter Walk#		
1951	Sixto Ibanez	Argentine	5:06:06.8*
	High Jump		
1951	Virgil D. Severns	UNITED STATES	6' 4½"
1955	Ernie Shelton	UNITED STATES	6' 6¾"
1959	Charles Dumas	UNITED STATES	6' 10½"
	Pole Vault		
1951	Robert Richards	UNITED STATES	14' 9¼"
1955	Robert Richards	UNITED STATES	14' 9½"
1959	Donald Bragg	UNITED STATES	15' 2½"
	Broad Jump		
1951	Gayford D. Bryan	UNITED STATES	23' 7"
1955	Roselyn Range	UNITED STATES	26' 4¼"*
1959	Irvin Roberson	UNITED STATES	26' 2"
	Hop-Step-and-Jump		
1951	Adhemar Ferreira DaSilva	Brazil	49' 10"
1955	Adhemar Ferreira DaSilva	Brazil	54' 4"*
1959	Adhemar Ferreira DaSilva	Brazil	52' 2"
	Shot Put		
1951	James E. Fuchs	UNITED STATES	56' 7¼"
1955	Parry O'Brien	UNITED STATES	57' 8½"
1959	Parry O'Brien	UNITED STATES	62' 5½"
	Discus Throw		
1951	James E. Fuchs	UNITED STATES	160' 4"
1955	Fortune Gordien	UNITED STATES	174' 2½"
1959	Alfred Oerter	UNITED STATES	190' 8½"*
	Hammer Throw		
1951	Emilio Ortiz	Argentine	157' 7⅜"
1955	Robert Backus	UNITED STATES	180' 1½"
1959	Albert Hall	UNITED STATES	195' 11"*
NOTE—Hal Connolly, United States, had identical throw of 195' 11" in 1959 finals but lost out on secondary tosses.			
	Javelin Throw		
1951	Ricardo Heber	Argentine	235' 4⅝"
1955	Franklin Held	UNITED STATES	228' 11"
1959	Buster Quist	UNITED STATES	231' 3½"*
	Decathlon		
1951	Hernan Figueroa Bueg ..	Chile	6,610
1955	Rafer Johnson	UNITED STATES	6,994
1959	David Edstrom	UNITED STATES	7,254*
* Pan American record. # Events not held in 1955 and 1959.			

ATHLETICS — WOMEN
(Track and Field)

Year	Champion	Representing	Time
	60 meter Dash		
1951	Event not held		—
1959	Isabelle Daniels	UNITED STATES	7.3
	Isabelle Daniels	UNITED STATES	7.4*
NOTE—Carlette Gooden of Panama, Barbara Jones and Martha Hudson of United States also given same time in finals.			
	100 meter Dash		
1951	Julia Sanchez Dose	Peru	12.2
1955	Barbara Jones	UNITED STATES	11.5*
1959	Lucinda Williams	UNITED STATES	12.1
	200 meter Dash		
1951	Jean Patton	UNITED STATES	25.3
1955	Event not held		—
1959	Lucinda Williams	UNITED STATES	24.2
NOTE—Pan American record of 24.1 set by Lucinda Williams in 1959 semi-finals.			
	80 meter Hurdles		
1951	Eliana Gaete Lazo	Chile	11.9
1955	Eliana Gaete Lazo	Chile	11.7
1959	Bertha Diaz	Cuba	11.2*

Year	Champion	Representing	Height
	400 meter Relay		
1951	United States (Dolcees Dwyer, Janet Moreau, Nell Jackson, Jean Patton)		48.7
1955	United States (Isabelle Daniels, Mabel Landey, Mae Faggs, Barbara Jones)		47.0
1959	United States (Isabelle Daniels, Wilma Rudolph, Lucinda Williams, Barbara Jones)		46.4*
	High Jump		
1951	Jacinta M. Sandiford	Ecuador	4' 9½"
1955	Mildred McDaniel	UNITED STATES	5' 6⅝"*
1959	Ann Flynn	UNITED STATES	5' 5¾"
	Broad Jump		
1951	Beatriz Kretchmer	Chile	17' 9⅝"
1955	Event not held		—
1959	Annie Smith	UNITED STATES	18' 9⅝"*
	Discus Throw		
1951	Ingeborg Mello de Preiss	Argentine	126' 5¾"
1955	Ingeborg Pfuller (de Preiss)	Argentine	141' 8⅜"
1959	Nancy Richey (Mrs.)	UNITED STATES	161' 9½"*
	Shot Put		
1951	Ingeborg Mello de Preiss	Argentine	40' 10⅝"
1955	Event not held		—
1959	Earlene Brown (Mrs.)	UNITED STATES	48' 2"*
	Javelin Throw		
1951	Amelia Ahlina	UNITED STATES	124' 11⅝"
1955	Karen E. Anderson	UNITED STATES	163' 3"*
1959	Marlene Ahrens	Chile	148' 10½"
* Pan American record.			

BOXING

Year	Champion	Representing
	Flyweight—112.5 lbs.	
1951	Alberto Barenghi	Argentine
1955	Hilario Correa	Mexico
1959	Miguel Botta	Argentine
	Bantamweight—119 lbs.	
1951	Rica do Gonzalez	Argentine
1955	Salvador Jesus Enriquez	Venezuela
1959	Waldo Claudiano	Brazil
	Featherweight—125.5 lbs.	
1951	Francisco Nunez	Argentine
1955	Osualdo Canete Insfran	Argentine
1959	Pedro Ayo	Argentine
	Lightweight—132.5 lbs.	
1951	Oscar Galarzo	Argentine
1955	Miguel Angel Pendola	Argentine
1959	Jose Gudonio	Argentine
	Light Welterweight—140 lbs.	
1951	Division not sponsored	—
1955	J. Carlos R. Fernandez	Argentine
1959	Vincent J. Shanto	UNITED STATES
	Welterweight—148 lbs.	
1951	Oscar Prietta	Argentine
1955	Joseph Dezando	UNITED STATES
1959	Alfred Cornejo	Chile
	Light Middleweight—156.5 lbs.	
1951	Division not sponsored	—
1955	Paul Wright	UNITED STATES
1959	Wilbert McClure	UNITED STATES
	Middleweight—165.5 lbs.	
1951	Ubaldo Pereyra	Argentine
1955	Orville E. Pitts	UNITED STATES
1959	Abrao de Souza	Brazil
	Light Heavyweight—178.5 lbs.	
1951	Rinaldo Assalonti	Argentine
1955	Luis Ignacio	Brazil
1959	Amos Johnson	UNITED STATES
	Heavyweight—over 178.5 lbs.	
1951	Jorge Vertone	Argentine
1955	Alesci Pablo Mitef Ochoa	Argentine
1959	Allen Hudson	UNITED STATES

CYCLING

Year	Champion	Representing	Time
	1000 meter Sprint		
1951	Antonion Gimenez	Argentine	12.2
1955	Conchio Ruiz	Mexico	12.6
1959	Juan Canto	Argentine	11.8
NOTE—Above times for last 200 meters of race.			
	1000 meter Time Trial		
1951	Clodomiro Cortoni	Argentine	1:12.9
1955	Antonio DiMichele	Venezuela	1:09.8*
1959	Anesio Argentao	Brazil	1:12.3

PAN AMERICAN CHAMPIONS
(Continued)

Year	Champion	Representing	Time
	4000 meter Pursuit#		
1951	Jorge Vallinitsjina	Argentine	5:18.1
	40-Lap Miss-and-Out Race#		
1951	Ezequiel Ramirez	Chile	34 Laps
	150 Point Lap Race (50 km)#		
1951	Oscar Giacche	Argentine	25 Points
	Grand Road Race		
1951	Oscar Muleiro (155.8 km.)	Argentine	3:58:29.8
1955	Ramon Hoyos (175 km.)	Colombia	4:33:01.0
1959	Ricardo Sens (114 miles)	Argentine	4:32:52.0

EQUESTRIAN — MEN AND WOMEN

Year	Champion	Representing	Record
	Complete Riding Competition#		
1951	Capt. Julio Cesar Sagasta	Argentine	+13.84 marks
	Individual Horsemanship Competition#		
1951	Capt. Jose Larraine Cuevas	Chile	1050 points
	Nation's Cup Competition#		
1951	Capt. Alberto Larraguibel	Chile	16 faults
	Grand Prix de Dressage		
1955	Capt. Hector Clavel	Chile	671 points
1959	Miss Patricia Galvin	United States	2213 points
	Three-Day Event		
1955	Walter Staley, Jr.	United States	387.4 points
1959	Michael Page	United States	−22.8 points
	Grand Prix des Nations		
1955	Lt. Roberto Vinals	Mexico	27.25 points
1959	No individual ratings	—	—
* Pan American record. # Events not held in 1955 and 1959.			

FENCING — MEN AND WOMEN

Year	Champion	Representing
	Men's Epee	
1951	Antonio Villamil	Argentine
1955	Raul Martinez	Argentine
1959	Roland Wonmack	UNITED STATES
	Men's Sabre	
1951	Nyilas Tabor	UNITED STATES
1955	Antonio Diaz Oliva	Mexico
1959	Allen Kwartler	UNITED STATES
	Men's Foil	
1951	Felix Galimi	Argentine
1955	Harold Goldsmith	UNITED STATES
1959	Harold Goldsmith	UNITED STATES
	Women's Foil	
1951	Elsa Irigoyen	Argentine
1955	Mrs. Maxine Mitchell	UNITED STATES
1959	Pilar Roldan	Mexico

GYMNASTICS — MEN

Year	Champion	Representing	Points
	Free Exercise (Calisthenics)		
1951	Juan Cavigliia	Argentine	—
1955	Abraham Grossfeld	UNITED STATES	18.80
1959	Abraham Grossfeld	UNITED STATES	19.50
	Rings		
1951	Angel Aguiar	Cuba	—
1955	Richard Beckner	UNITED STATES	19.05
1959	Jamile Ashmore and Abraham Grossfeld(Tied)	UNITED STATES	19.00
	Parallel Bars		
1951	Pedro Lonchibugo	Argentine	—
1955	John Beckner	UNITED STATES	19.30
1959	John Beckner	UNITED STATES	19.20
	Horizontal Bar		
1951	William Rotheram	UNITED STATES	19.60
1955	Abraham Grossfeld	UNITED STATES	—
1959	Abraham Grossfeld	UNITED STATES	—
	Vaulting Horse		
1951	Angel Aguiar	Cuba	—
1955	Joseph Kotys	UNITED STATES	—
1959	John Beckner	UNITED STATES	—
	Pommeled (Side) Horse		
1951	Rafael Lecuona	Cuba	—
1955	John Beckner	UNITED STATES	—
1959	Gregor Weiss	UNITED STATES	—

PAN AMERICAN CHAMPIONS

(Gymnastics—Continued)

Year	Champion	Representing	Points
	Rope Climb		
1951	Event not held		—
1955	Donald Perry	UNITED STATES	—
1959	Garvin Smith	UNITED STATES	3.0 secs.
	Club Swinging		
1951	Event not held		—
1955	Francisco Jose Alvarez	Mexico	9.40
1959	Francisco Jose Alvarez	Mexico	9.60
	Tumbling		
1951	Event not held		—
1955	William Roy	UNITED STATES	9.60
1959	Harold Holmes	UNITED STATES	9.75
	Trampoline		
1951	Event not held		—
1955	Donald Harper	UNITED STATES	9.90
1959	Ron Munn	UNITED STATES	9.55
	All-Around		
1951	William Rotzheim	UNITED STATES	—
1955	John Beckner	UNITED STATES	113.40
1959	John Beckner	UNITED STATES	114.30

MODERN PENTATHLON

Year	Champion	Representing	Score
1951	Capt. E. Tinoco Marquez	Brazil	25 points
1955	Jose Perez Miet	Mexico	27 points
1959	Wenceslao Malta	Brazil	4,358 points

ROWING

Year	Champion	Representing	Time
	Single Sculls*		
1951	Robert A. Affieri	Argentine	6:40.0
1955	John B. Kelly, Jr.	UNITED STATES	4:28.5
1959	Harry Parker	UNITED STATES	7:46.9
	Double Sculls*		
1951	Argentine (Mario F. J. Guerci and Adolfo Yedro)		6:46.8
1955	United States (Walter Hoover, Jr. and James Gardiner)		4:35.1
1959	United States (John B. Kelly, Jr. and William Knecht)		7:15.2
	Pair Oars without Coxswain*		
1951	Argentine (Alberto E. Madero and Oscar Almiron)		7:10.4
1955	Argentine (Jorge Glusman and Eduardo Guerrero)		4:15.5
1959	United States (Robert Rogers and Ted Frost)		7:36.4
	Pair Oars with Coxswain*		
1951	Argentine (Jose A. Mozzolini, Jose A. Raudo, and Adel A. Farias, coxn.)		8:30.0
1955	Argentine (Osvaldo Allegretti, Ricardo Bratschi, and Juan L. Vega, coxn.)		5:10.0
1959	Uruguay (Gustavo Perez, Luis Aguiar, and Raul Torrieri, coxn.)		7:51.1
	Four Oars without Coxswain*		
1951	Argentine (Juan A. Aichino, Osvaldo Maia, Juan C. Gomez and Luis Pechenino)		6:24.0
1955	Argentine (Ruben Cossettini, Guido Mazzotta, Juan Gomez and Luis Pechenino)		4:21.5
1959	United States (Ted A. Nash, Jay L. Hall, Richard D. Wailes and John A. Sayre)		6:54.0
	Four Oars with Coxswain*		
1951	Argentine (Enrique E. Precedo, Carlos Fischer, Roberto H. James, Alberto Thomas and Juan C. Villa, coxn.)		6:15.0
1955	Argentine (Jorge Schneider, Alfredo Cserner, Juan Ecker, Emilio Cremer, and Gerardo Santos, coxn.)		4:01.1
1959	United States (Charles A. Holtz, LeRoy Jones, Michael Yonkers, Roy Rogers and Ray Walker, coxn.)		7:09.4
	Eight Oars with Coxswain*		
1951	Argentine (Angel Cohuzzi, Eduardo H. Lopez, Rubens Nievas, Abelardo Martinez, Elso Mancini, Luis A. Merlini, Normando Andozeta, Oscar Morena, and Aldo J. Cesi, coxn.)		7:12.0
1955	United States (William J. Knecht, Joseph Toland, Irving Miller, George Dorwart, George Hermann, Herbert Senoff, Charles McIlvaine, Joseph Greipp, and Al Rosenberg, coxn.)		4:00.0
1959	United States (James Edmonds, Robert Schoel, Thomas Rouen, Michael Larsen, Edward Montesi, Nelson Miller, James Kries, Charles Mills, and Jerry Winkelstein, coxn.) (Syracuse University)		6:24.4

* Races in 1951 and 1959 were at 2000 meters; in 1955 at 1200.

SHOOTING — PISTOL

Year	Champion	Representing	Score
	Free (Slow-Fire) Pistol		
1951	Edwin Vasquez Cam	Peru	549
1955	Huelet Benner	UNITED STATES	549
1959	Nelson Lincoln	UNITED STATES	547
	Rapid Fire Pistol		
1951	Huelet Benner	UNITED STATES	578
1955	Huelet Benner (white target)	UNITED STATES	588
1955	E. S. Valiente (black target)	Argentine	589
1959	David Carter	UNITED STATES	584
	Center Fire Pistol		
1951	Event not held		—
1955	Event not held		—
1959	Aubrey Smith	UNITED STATES	569

SHOOTING — RIFLE

Year	Champion	Representing	Score
	English Match		
1951	Event not held		—
1955	Event not held		—
1959	Arthur Cook	UNITED STATES	582
	Military Rifle—3 Position		
1951	Pablo C. Cagnasso	Argentine	1122
1955	Ramon Hagen	Argentine	461
1959	Event not held		—
	Military Rifle—Standing		
1951	Pablo C. Cagnasso	Argentine	419
1955	Event not held		—
1959	Event not held		—
	Free Rifle—3 Position (Aggregate)		
1951	Arthur C. Jackson	UNITED STATES	1125
1955	Pedro Arnella	Argentine	1102
1959	Daniel Puckel	UNITED STATES	1147
	Free Rifle—300 meters		
1951	Pablo C. Cagnasso	Argentine	1090
1955	Event not held as such ..	—	—
1959	Event not held as such ..	—	—
	Free Rifle—Prone		
1951	Arthur Jackson	UNITED STATES	591
1955	Event not held as such ..	—	—
1959	Daniel Puckel	UNITED STATES	594
	Free Rifle—Kneeling		
1951	Event not held as such ..	—	—
1955	Event not held as such ..	—	—
1959	Daniel Puckel	UNITED STATES	388
	Free Rifle—Standing		
1951	Event not held as such ..	—	—
1955	Event not held as such ..	—	—
1959	Daniel Puckel	UNITED STATES	365
	Small Bore Rifle—3 Position (Aggregate)		
1951	Event not held	—	—
1955	Arthur Jackson	UNITED STATES	1154+54
1959	Daniel Puckel	UNITED STATES	1107
	Small Bore Rifle—3 Position (Prone)		
1951	Event not held as such ..	—	—
1955	Event not held as such ..	—	—
1959	Gerald Ouellette	Canada	392
	Small Bore Rifle—3 Position (Standing)		
1951	Event not held	—	—
1955	Event not held	—	—
1959	James Carter	UNITED STATES	357
	Small Bore Rifle—3 Position (Kneeling)		
1951	Event not held	—	—
1955	Event not held	—	—
1959	James Carter	UNITED STATES	382
	Small Bore Rifle—50 and 100 meters		
1951	Event not held	—	—
1955	Arthur Jackson	UNITED STATES	592
1959	Event not held	—	—
	Running Deer		
1951	Event not held	—	—
1955	Felipe de Vivenzio Diaz	Mexico	102
1959	Event not held	—	—

SHOOTING — CLAY PIGEON

Year	Champion	Representing	Score
1951	Pablo Grossi	Argentine	289
1955	Event not held	—	—
1959	Event not held	—	—

SHOOTING — SKEET

Year	Champion	Representing	Score
1951	Event not held	—	—
1955	Kenneth Pendergras	UNITED STATES	198
1959	Gilberto Navarro	Chile	197

SWIMMING — MEN

Year	Champion	Representing	Time
	100 meter Free Style		
1951	Richard Cleveland	UNITED STATES	58.8
1955	Clarke Scholes	UNITED STATES	57.7
1959	Felix Jeff Farrell	UNITED STATES	56.3*
	400 meter Free Style		
1951	Tetsuo Okamoto	Brazil	4:52.4
1955	James McLane	UNITED STATES	4:51.3
1959	George Breen	UNITED STATES	4:31.4*
	1500 meter Free Style		
1951	Tetsuo Okamoto	Brazil	19:25.3
1955	James McLane	UNITED STATES	20:04.0
1959	Alan Somers	UNITED STATES	17:53.2*
	200 meter Breaststroke		
1951	Hector Dominguez Nimo	Argentine	2:45.8
1955	Hector Dominguez Nimo	Argentine	2:46.9
1959	William Mulliken	UNITED STATES	2:43.1*
	200 meter Butterfly		
1951	Event not held	—	—
1955	Eulalio Rios	Mexico	2:39.8
1959	J. David Gillanders	UNITED STATES	2:18.0*
	100 meter Backstroke		
1951	Allen Stack	UNITED STATES	1:08.0
1955	Frank E. McKinney	UNITED STATES	1:07.1
1959	Frank E. McKinney	UNITED STATES	1:03.6*
	400 meter Medley Relay		
1951	Event not held	—	—
1955	United States (Frank McKinney, Fred Maguire, Leonide Buzeche, Clarke Scholes)		4:29.1
1959	United States (Frank McKinney, Kenneth Nakasone, Michael Troy, Felix Jeff Farrell)		4:14.9*
	800 meter Free Style Relay		
1951	United States (Ronald Gora, Burwell Jones, Richard Cleveland, William Bronner)		9:06.0
1955	United States (Martin P. Smith, William Yorzyk, Wayne Moore, James McLane)		9:00.0
1959	United States (Richard Blick, Peter Sintz, John Rounsavelle, Frank Wintero)		8:22.7*

	Springboard Diving	Points
1951	Joaquin Capilla	201.716
1955	Joaquin Capilla	175.76
1959	Joaquin Capilla	161.44*
	Platform Diving	
1951	Joaquin Capilla	159.966
1955	Joaquin Capilla	172.35
1959	Alvaro Gaxiola	168.77

* New Pan American record.

SWIMMING — WOMEN

Year	Champion	Representing	Time
	100 meter Free Style		
1951	Sharon Geary	UNITED STATES	1:08.4
1955	Helen Stewart	Canada	1:07.7
1959	Sharon Geary	UNITED STATES	1:04.8
	200 meter Free Style		
1951	Ana Maria Schultz	Argentine	2:32.4
1955	Wanda Lee Werner	UNITED STATES	2:32.5
1959	Chris von Saltza	UNITED STATES	2:18.5*
	400 meter Free Style		
1951	Ana Maria Schultz	Argentine	5:26.7
1955	Beth Whittall	Canada	5:32.4
1959	Chris von Saltza	UNITED STATES	4:53.9*
	200 meter Breaststroke		
1951	Dorotea Turnbull	Argentine	3:08.4
1955	Mary Lou Nisenis	UNITED STATES	3:08.4
1959	Ann K. Warner	UNITED STATES	2:56.8*
	100 meter Butterfly		
1951	Event not held	—	—
1955	Beth Whittall	Canada	1:16.2
1959	Becky Collins	UNITED STATES	1:09.5-nn
	100 meter Backstroke		
1951	Maureen O'Brien	UNITED STATES	1:18.5
1955	Leonore Fisher	Canada	1:16.7
1959	Carin Cone	UNITED STATES	1:12.2*
	400 meter Medley Relay		
1951	Event not held	—	—
1955	United States (Cora O'Connor, Mary Jane Sears, Betty E. Mullen, Wanda Werner)		5:11.6
1959	United States (Carin Cone, Anne Bancroft, Becky Collins, Chris von Saltza)		4:44.6*

PAN AMERICAN CHAMPIONS

(Continued)

Year	Champion	Representing	Time
	800 meter Medley Relay		
1951	United States (Maureen O'Brien, Carol Pence, and Sharon Geary)		3:49.3*
1955	Event not held		—
1959	Event not held		—
	400 meter Free Style Relay		
1951	United States (Sharon Geary, Carol Green, Betty Mullen, Jacqueline Lavine)		4:57.1
1955	United States (Wanda Werner, Carolyn Green, Gretchen Kluter, Judith T. Roberts)		4:31.8
1959	United States (Molly Bolkin, Joan Spillane, Shirley Anne Stobs, Chris von Saltza)		4:17.5*

	Springboard Diving	Points
1951	Mary Cunningham	151.99
1955	Patricia McCormick (Mrs.)	142.42
1959	Paula Jean Pope (Mrs.)	139.23
	Platform Diving	
1951	Patricia McCormick (Mrs.)	65.716
1955	Patricia McCormick (Mrs.)	92.05
1959	Paula Jean Pope (Mrs.)	97.13

* Pan American record.

n—Miss Warner set Pan American breaststroke record of 2:56.4 in trials.

nn—Nancy Ramey set Pan American 100 meter butterfly record of 1:09.1 in trials.

SYNCHRONIZED SWIMMING

Year	Champion	Representing	Points
	Solo—Competition		
1951	Event not held	—	—
1955	Beth Whittall	UNITED STATES	661
1959	Event not held	—	—
	Duet—Competition		
1951	Event not held	—	—
1955	Cockrell and Ellen Richard	UNITED STATES	645
1959	Event not held	—	—

TENNIS

Year	Champion	Representing
	Men's Singles	
1951	Enrique Morea	Argentine
1955	Arthur Larsen	UNITED STATES
1959	Jaime Fillol	Chile
	Men's Doubles	
1951	Enrique Morea and Alejo Russell	Argentine
1955	Mario Llamas and Gustavo Palafox	Mexico
1959	Antonio and Gustavo Palafox	Mexico
	Women's Singles	
1951	Mary T. de Weiss	Argentine
1955	Rosa Maria Reyes	Mexico
1959	Darlene Gibson	UNITED STATES
	Women's Doubles	
1951	Mary T. de Weiss and Felisa P. de Zappa	Argentine
1955	Rosa Maria Reyes and Esther Reyes	Mexico
1959	Yolanda Ramirez and Rosa Reyes	Mexico
	Mixed Doubles	
1951	Imelda Ramirez and Gustavo Palafox	Mexico
1955	Yolanda Ramirez and Gustavo Palafox	Mexico
1959	Yolanda Ramirez and Gustavo Palafox	Mexico

WEIGHTLIFTING

Year	Champion	Representing	Pounds
	Bantamweight—123.2 lbs.		
1951	Joseph DiPietro	UNITED STATES	665.50
1955	Charles Vinci	UNITED STATES	672.50
1959	Charles Vinci	UNITED STATES	716.00
	Featherweight—132 lbs.		
1951	Rodney Wilkes	Trinidad	716.00
1955	Carlos Chavez	Panama	743.50
1959	Isaac Berger	UNITED STATES	782.50

PAN AMERICAN CHAMPIONS

(Weightlifting—Continued)

Year	Champion	Representing	Pounds
	Lightweight—148.5 lbs.		
1951	J. Prescott Pitman	UNITED STATES	760.00
1955	J. Prescott Pitman	UNITED STATES	782.64*
1959	Juan Torres	Cuba	766.50
	Middleweight—165 lbs.		
1951	Peter George	UNITED STATES	837.25
1955	Peter George	UNITED STATES	892.86
1959	Tommy Kono	UNITED STATES	894.25*
	Light Heavyweight—181 lbs.		
1951	Stanley Stanczyk	UNITED STATES	892.50
1955	Tommy Kono	UNITED STATES	964.51*
1959	James George	UNITED STATES	887.00
	Middle Heavyweight 198 lbs.		
1951	Event not held		—
1955	David Shepard	UNITED STATES	876.35
1959	Clyde Emrich	UNITED STATES	953.50*
	Heavyweight—over 198 lbs.		
1951	John H. Davis	UNITED STATES	1062.50*
1955	Norbert Schemansky	UNITED STATES	1041.68
1959	David Ashman	UNITED STATES	1047.00

WRESTLING

Year	Champion	Representing
	Flyweight—114.5 lbs.	
1951	Robert Hugh Perry	UNITED STATES
1955	Manuel V. Andrade	Venezuela
1959	J. Richard Wilson	UNITED STATES
	Bantamweight—125.5 lbs.	
1951	Richard Joseph LeMeyre	UNITED STATES
1955	Jack Bilsbaugh	UNITED STATES
1959	David Auble	UNITED STATES
	Featherweight—136.5 lbs.	
1951	Omar Blebel Torranzanini	Argentine
1955	Omar B. Torranzini	Argentine
1959	Louis Gumi	UNITED STATES
	Lightweight—147.5 lbs.	
1951	Newton Edward Copple	UNITED STATES
1955	Jay T. Evans	UNITED STATES
1959	James Burke	UNITED STATES
	Welterweight—160.6 lbs.	
1951	Melvin Allen Northrup	UNITED STATES
1955	Alberto Longarela	Argentine
1959	Douglas Blubaugh	UNITED STATES
	Middleweight—174.5 lbs.	
1951	Leon Guenuti (Heit)	Argentine
1955	Leon Guenuti (Heit)	Argentine
1959	James Ferguson	UNITED STATES
	Light Heavyweight—191 lbs.	
1951	Ulise Matorrella	Argentine
1955	Alfred E. Paulekas	UNITED STATES
1959	Frank Rosenmayr	UNITED STATES
	Heavyweight—over 191 lbs.	
1951	Adolfo Ramirez	Argentine
1955	William Kerslake	UNITED STATES
1959	Dale Lemmon	UNITED STATES

YACHTING

(No competition held in 1955; only one class sponsored in 1951)

Year	Champion	Skipper	Points
	Snipe Class		
1951	Argentine	Jorge V. Castex	—
1959	Brazil	Antonio Moraes	6330
	Finn Monotype		
1959	Bahamas	Kenneth Albury	2705
	Lightning Class		
1959	Brazil	E. Schmidt	2797
	Star Class		
1959	Bahamas	Durwood Knowles	4769
	Flying Dutchman Class		
1959	UNITED STATES	Harry Sindle	4800
	Dragon Class		
1959	Argentine	Jorge Salas	4771
	5.5 meter Class		
1959	UNITED STATES	George O'Day	3167

TEAM CHAMPIONS

BASEBALL

1951	Cuba	1959 Venezuela
1955	Dominican Republic	

BASKETBALL — MEN

1951	UNITED STATES	1959 UNITED STATES
1955	UNITED STATES	

BASKETBALL — WOMEN

1951	Event not held	1959 UNITED STATES
1955	UNITED STATES	

CYCLING

Road Race

1951	Argentine (16:00:21.7)	1959 Argentine (— points)
1955	Colombia (55 points)	

4000 meter Pursuit

1951	Argentine (5:54.4)	1959 United States (4:52.6)
1955	Argentine (4:44.4)	

EQUESTRIAN

Complete Riding

1951	Argentine (–17.82)	1955 & 1959—Event not held

Horsemanship

1951	Chile (2797.50)	1955 & 1959—Event not held

Nation's Cup

1951	Chile (64 faults)	1955 & 1959—Event not held

Three-Day Event

1951	Mexico	1959 Canada (–274.40)

Grand Prix des Nations

1955	Mexico	1959 United States (–32)

Grand Prix de Dressage

1951 & 1955—Event not held		1959 Chile (2810)

EQUESTRIAN POLO

1951	Argentine	1955 & 1959—Event not held

FENCING — MEN

Epee Division

1951	Argentine	1959 UNITED STATES
1955	Argentine	

Foil Division

1951	UNITED STATES	1959 UNITED STATES
1955	Argentine	

Sabre Division

1951	UNITED STATES	1959 UNITED STATES
1955	UNITED STATES	

GYMNASTICS — MEN

1951	Argentine	1959 United States (564.70)
1955	United States (567.60)	

MODERN PENTATHLON

1951	United States (108)	1959 United States (13,175)
1955	Mexico (86)	

SHOOTING — RIFLE

Service Rifle—3 Positions

1951	Argentine (2348)	1959 Event not held
1955	Chile (2184)	

Service Rifle—Standing

1951	Argentine (1634)	1955 & 1959—Event not held

Free Rifle—300 meters

1951	Argentine (5355)	1955 & 1959—Event not held

Free Rifle—3 Positions

1951	Argentine (5500)	1959 United States (4491)
1955	United States (5422)	

Free Rifle—Prone

1951	Argentine (2219)	1955 & 1959—Event not held

Small Bore Rifle—3 Positions

1951 & 1955—Event not held		1959 United States (4456)

Small Bore Rifle—Prone

1951 & 1955—Event not held		1959 Canada (1542)

Small Bore Rifle—Kneeling

1951 & 1955—Event not held		1959 United States (1508)

Small Bore Rifle—Standing

1951 & 1955—Event not held		1959 United States (1392)

SHOOTING — PISTOL

Free (Slow Fire) Pistol

1951	Mexico (2681)	1959 United States (2129)
1955	United States (2671)	

Rapid Fire Pistol

1951	Argentine (2247)	1959 Event not held
1955	United States (2311-W)	W—white B—black target
	United States (2328-B)	

Center Fire Pistol

1951 & 1955—Event not held		1959 United States (2266)

SHOOTING — CLAY PIGEON

1951	Argentine (289)	1955 & 1959—Event not held

SKEET SHOOTING

1951 & 1955—Event not held		1959 United States (779)

SOCCER FOOTBALL

1951	Argentine	1959 Argentine
1955	Argentine	

SYNCHRONIZED SWIMMING

1951	Not held	1959 Not held
1955	United States (654.6)	

VOLLEYBALL — MEN

1951	Not held	1959 UNITED STATES
1955	UNITED STATES	

VOLLEYBALL — WOMEN

1951	Not held	1959 Brazil
1955	Mexico	

WATER POLO

1951	Argentine	1959 Argentine
1955	Argentine	

All-Time U. S. Pan-American Team Personnel

1951

PERSONNEL OF UNITED STATES PAN-AMERICAN TEAMS AT BUENOS AIRES IN 1951

Athletics (Men)	*Event*	*Place*	*Performance*
Attlesey, Richard H.	110 meter Hurdles	1st	14.0 secs.
	400 meter Relay	1st	41.0 secs.
Borjeson, Gilbert J.	Hammer Throw	5th	145'7½"
Bragg, Arthur G.	100 meter Dash	2nd	10.6 secs.
	200 meter Dash	2nd	21.4 secs.
	400 meter Relay	1st	41.0 secs.
Brown, William	200 meter Run	2nd	1:53.3
	1600 meter Relay	1st	3:09.9
Bryan, Gaylord D.	Broad Jump	1st	23'7"
	Hop-Step-Jump	4th	46'7¾"
Campbell, Donald M.	100 meter Dash	—	Elim. in semi.
	200 meter Dash	—	Elim. in semi.
	400 meter Relay	1st	41.0 secs.
Clark, Carl	High Jump	2nd	6'2⅜"
Doyle, Richard	Shot Put	—	Did not compete
Fuchs, James E.	Discus Throw	2nd	155'1½"
	Shot Put	1st	56'7¾"
Halderman, Donald L.	Discus Throw	1st	160'7"
	110 meter Hurdles	4th	14.5 secs.
	400 meter Hurdles	3rd	54.5 secs.
Holland, James W.	Broad Jump	3rd	23'9½"
	Hop-Step-Jump	DNQ	45'4"
Laskau, Henry H.	10,000 meter Walk	1st	50:26.8
Masocco, Hugo V.	400 meter Dash	2nd	48.0 secs.
	800 meter Run	3rd	1:55.8
	1600 meter Relay	1st	3:09.9
Richards, Robert E.	Pole Vault	1st	14'9¾"
Ross, H. Browning	3000 m. Steeplechase	2nd	9:32.0
	1500 meter Run	1st	4:00.4
	5000 meter Run	4th	15:11.3
Severns, Virgil D.	High Jump	4th	6'4½"
Seymour, Stephen A.	Javelin Throw	2nd	220'1"
Stone, Curtis C.	5000 m. Steeplechase	1st	9:32.0
	10,000 meter Run	1st	31:08.6
	1500 meter Run	4th	4:03.7
Twomey, John E.	1500 meter Run	3rd	4:02.0
	5000 meter Run	2nd	14:57.5
Van Zant, Jesse H.	10,000 meter Run	2nd	31:10.5
Voight, John	400 meter Dash	4th	48.3 secs.
	400 meter Relay	1st	41.0 secs.
	1600 meter Relay	1st	3:09.9
Whitfield, Malvin G.	400 meter Dash	1st	47.8 secs.
	800 meter Run	1st	1:53.2
	1600 meter Relay	1st	3:09.9
Fischer, Herman J.	Manager		
Kelly, James D.	Coach		

Athletics (Women)	*Event*	*Place*	*Performance*
Bert, Amelia A.	Shot Put	DNQ	31'6⅜"
	Javelin Throw	1st	124'11¼"
Dwyer, Dolores A.	100 meter Dash	—	Elim. in semi.
	200 meter Dash	6th	27.7 secs.
	400 meter Relay	1st	47.8 secs.
Jackson, Nell C.	200 meter Dash	2nd	25.7 secs.
	400 meter Relay	1st	48.7 secs.
Kaszubski, Frances T.	Shot Put	5th	37'2½"
	Discus Throw	3rd	117'7½"
Lawler, Evelyn	80 meter Hurdles	6th	No time giv.
	Broad Jump	DNQ	16'2½"
Moreau, Janet T.	100 meter Dash	4th	12.7 secs.
	80 meter Hurdles	—	Elim. in trials
	400 meter Relay	1st	47.8 secs.
Patton, Jean L.	80 meter Hurdles	3rd	12.1 secs.
	100 meter Dash	2nd	12.3 secs.
	200 meter Dash	1st	25.3 secs.
	400 meter Relay	1st	48.7 secs.
Phillips, Nancy C.	80 meter Hurdles	3rd	12.1 secs.
	Broad Jump	DNQ	16'6"
Hall, Mrs. Evelyne R.	Coach and Manager		
DNQ—Did not qualify.			

Baseball	*Event or Pos.*	*Place*	*Performance*
Brooks, Alton G.	Catcher	2nd*	USA W5 L2
Colon, Robert V.	Outfielder	2nd*	USA W5 L2
Eller, Max A.	Pitcher	2nd*	USA W5 L2
Floyd, Hatton O., Jr.	Shortstop	2nd*	USA W5 L2
Johnson, John S.	Pitcher	2nd*	USA W5 L2
Liptak, John J.	Third Base–Catcher	2nd*	USA W5 L2
McCleney, Richard F.	Pitcher	2nd*	USA W5 L2
Rogers, Ellsworth K.	Outfielder–Infielder	2nd*	USA W5 L2
Stallings, Jack T.	Second Base	2nd*	USA W5 L2
Warren, Wiley A.	First Base	2nd*	USA W5 L2
Webster, Frank W.	Outfielder	2nd*	USA W5 L2
Woodfiel, Donald E.	Pitcher	2nd*	USA W5 L2
Sanford, Taylor	Coach and Manager		

* Tied with Mexico in final standings

Basketball (Men)	*Event or Pos.*	*Place*	*Performance*
Adkins, Roger A.	Reserve	1st	USA W5 L0
Atha, Richard E.	Reserve	1st	USA W5 L0
Babcock, Richard G.	Reserve	1st	USA W5 L0
Barksdale, Donald A.	Center & Captain	1st	USA W5 L0
Fashola, Richard W.	Guard	1st	USA W5 L0
Gilbert, Robert E.	Reserve	1st	USA W5 L0
Kern, Thomas J.	Reserve	1st	USA W5 L0
Lambdin, Harold E.	Reserve	1st	USA W5 L0
Leslie, Kenneth A.	Forward	1st	USA W5 L0
Longfellow, Edward E.	Reserve	1st	USA W5 L0
Murray, Clifford A.	Reserve	1st	USA W5 L0
O'Neil, Charles M.	Guard	1st	USA W5 L0
Powell, James L.	Forward	1st	USA W5 L0
Turner, Neil D.	Reserve	1st	USA W5 L0
Fischer, Hal	Co-coach and Manager		
Longfellow, John L.	Co-coach and Manager		

Boxing	*Event or Class*	*Place*	*Performance*
Coles, Harold C.	Middleweight	4th	—
Doughty, Ned S.	Bantamweight	—	Elim. 3d rd.
Gage, Louis A.	Welterweight	—	Elim. 1st rd.
Hunter, Willie F.	Lightweight	3rd	—
Jackson, Cortez	Lightweight	4th	—
Lee, Norvel R.	Heavyweight	3rd	—
Slater, Gardner G.	Lightweight	—	Elim. 2d rd.
Stewart, John T.	Lt. Heavyweight	3rd	—
Duffy, Francis X.	Co-coach and Manager		
Miller, Capt. F. Don	Co-coach		

Cycling	*Event*	*Place*	*Performance*
Brilando, Frank P.	155.8 kilometer Road Race	14th	—
	1,000 m. Sprint	—	Elim. quarter-final
	4,000 m. Pursuit	—	—
	4x4,000 m. Pursuit	—	—
Gatto, August	Australian Pursuit	14th	5 vuetas
	1,000 m. Sprint		
	1,000 m. Time Trial	14th	1:21.5
	50 kilometer Road Race	6th	10 points
Pfarr, Robert M.	1,000 m. Sprint	—	Elim. quarter-final
	Australian Pursuit	9th	20 vuetas
	1,000 m. Time Trial	6th	1:17.5
	50 kilometer Road Race	7th	No points
Small, Frank J.	Coach and Manager		

Fencing (Men)	*Event*	*Place*	*Performance*
deCapriles, Miguel A. (also coach and manager)	Team Foils (5-5)	1st	USA W5L22
	Team Sabre (4-1)	1st	USA W5L13
	Team Epee (4-4)	2nd	USA W6L16*
	Individual Foil	—	—
	Individual Sabre	6th	W4 L1
Eubell, Nathaniel	Team Foils (1	5th	USA W5 L22
	Team Sabre (4	2nd	USA W5 L13
	Team Epee (1	—	—
	Individual Foil	—	—
	Individual Sabre	—	—
Nyilas, Tibor A.	Team Foils (5-1	1st	USA W5 L22
	Team Sabre (4	2nd	USA W5 L13
	Individual Sabre	2nd	W5 L1

U. S. PAN AMERICAN TEAMS

1931—continued

Fencing	*Event*	*Place*	*Performance*
Vebell, Edward T.	Team Foils (11-1)	1st	USA W54L22
	Team Epee (3-6)	2nd	USA W66L36*
	Individual Epee	3rd	W 15 L7
Wolff, Albert	Team Foils (3-5)	1st	USA W54L22
	Team Epee (17-10)	2nd	USA W66L36*
	Individual Epee	5th	W 14 L6
Worth, George V.	Team Sabre (13-2)	1st	USA W55L15
	Individual Sabre	2nd	W 16 L 3
Weber, Col. Fred. R.	Team Epee (20-6)	2nd	USA W66L36*
	Team Sabre (6-0)	1st	USA W55L15

* Includes 4 double defeats.

Gymnastics (Men)	*Event*	*Place*	*Performance*
Rotzheim, William Jr.	Horizontal Bar	3rd	18.35 points
	Pommelled Horse	2nd	18.55
	Parallel Bars	3rd*	18.60
	Free Exercise	3rd	18.75
	Vaulting Horse	2nd	18.70
	Rings	—	18.35
	All Around Ind.	1st	111.50 points

Modern Pentathlon	*Event*	*Place*	*Performance*
Thompson, James M. ..	Riding	3rd	5:23
	Fencing	10th	W5 L9
	Shooting	1st	193
	Swimming(300 m.)	12th	5:58.2
	Cross Country Run	2nd	13:55.4
	Overall	2nd	28 points
Troy, Guy K.	Riding	6th	5:27.6
	Fencing	8th	W7 L7
	Shooting	3rd	181
	Swimming (300 m.)	9th	4:56.2
	Cross Country Run	1st	13:24.5
	Overall	4th	31 points
Wilson, Gail F.	Riding	11th	5:52.2
	Fencing	14th	W2 L12
	Shooting	5th	178
	Swimming(300 m.)	1st	6:06.7
	Cross Country Run	1st	13:44.0
	Overall	10th	44 points
Weber, Col. Fred. R.	Team Competition		

Shooting	*Event*	*Place*	*Performance*
Benner, Huelet L.	Free Pistol	2nd	547
	Silhouette Rapid Fire	1st	578
Cook, Arthur E.	Military Rifle 3 pos.	28th	416
	Military Rifle Stand.	24th	345
	Free Rifle 300 m.	7th	1027
	Free Rifle Prone	5th	588
	Small Bore Rifle 3 pos.	2nd	1119
Jackson, Arthur C.	Military Rifle 3 pos.	7th	499
	Military Rifle Stand.	15th	367
	Free Rifle 300 m.	2nd	1088
	Free Rifle Prone	1st	591
	Small Bore Rifle 3 pos.	1st	1125
Reeves, Harry W.	Free Pistol	5th	541
	Silhouette Rapid Fire	5th	560
Swanson, Emmet O. ..	Coach and Manager		

NOTE—USA did not enter full team in team competition.

Swimming (Men)	*Event*	*Place*	*Performance*
Anderson, Miller A. ..	Springboard Diving	1st	199.066
	Platform Diving	3rd	156.566
Cleveland, Richard F.	100 m. Free Style	1st	58.8 secs.
	500 meter Relay	1st	5:16.9
	800 meter Relay	1st	9:06.0
Gora, Ronald F.	100 m. Free Style	2nd	59.5 secs.
	800 meter Relay	1st	9:06.0
Heusner, Wm. W., Jr.	400 m. Free Style	2nd	4:54.5
	1500 m. Free Style	6th	20:11.3
	800 meter Relay	1st	9:06.0
Jones, Burwell O.	1500 m. Free Style	4th	20:10.5
	100 m. Backstroke	3rd	1:09.8
	800 meter Relay	1st	9:06.0
Lee, Samuel	Springboard Diving	3rd	191.916
	Platform Diving	2nd	153.533

Swimming (Men)	*Event*	*Place*	*Performance*
Moss, Charles J.	200 m. Breaststroke	—	Disqualified
Salz, Ralph	400 m. Free Style	—	Elim. Trials 5:17.9
Stack, Allen M.	100 m. Backstroke	1st	1:08.0
	300 meter Relay	1st	3:16.9
Stassforth, Bowen D. ..	200 m. Breaststroke	3rd	2:47.6
	300 meter Relay	1st	3:16.9
Peppe, Mike	Coach and Manager		

Swimming (Women)	*Event*	*Place*	*Performance*
Cunningham, Mary F.	Springboard Diving	1st	131.93
	Platform Diving	3rd	51.533
Donahue, Sheila E.	100 m. Backstroke	2nd	1:20.5
Geary, Sharon	100 m. Free Style	1st	1:08.4
	400 meter Relay	1st	4:37.1
	300 m. Medley Relay	1st	5:49.3
Green, Carolyn V.	400 m. Free Style	2nd	5:33.1
	400 meter Relay	1st	4:37.1
Hulton, Margaret	200 m. Breaststroke	4th	3:16.7
LaVine, Jacqueline C.	400 m. Free Style	6th	5:57.1
	100 m. Free Style	2nd	1:09.9
	300 m. Medley Relay	1st	5:49.3
McCormick, Patricia K.	Springboard Diving	2nd	128.083
	Platform Diving	1st	63.716
Mullen, Betty E.	200 m. Free Style	2nd	2:32.3
	400 m. Free Style	4th	5:34.5
	400 meter Relay	1st	4:37.1
O'Brien, Maureen	100 m. Backstroke	1st	1:18.5
	300 m. Medley Relay	1st	5:49.3
Pence, Carol J.	200 m. Breaststroke	3rd	3:14.7
	300 m. Medley Relay	1st	5:49.3
Schlueter, Walter J. ..	Coach and Manager		

Water Polo	*Event or Pos.*	*Place*	*Performance*
Bieber, Harry A.	Goal	3rd	USA W2 L2
Burns, Marvin D.	Spare	3rd	USA W2 L2
Dornblaser, Norman W.	Center Back	3rd	USA W2 L2
Hughes, Robert J.	Left Guard	3rd	USA W2 L2
Lake, Norman E.	Center Forward	3rd	USA W2 L2
Norris, James E.	Right Guard	3rd	USA W2 L2
O'Brien, Bruce E.	Spare	3rd	USA W2 L2
Spargo, John A.	Left Forward	3rd	USA W2 L2
Stange, Henry F.	Right Forward	3rd	USA W2 L2
Zerkie, William E.	Spare	3rd	USA W2 L2
Szarl, Usha, E.	Coach and Manager		

Weightlifting	*Event or Class*	*Place*	*Performance*
Davis, John H.	Heavyweight	1st	1062.50 lbs.
DePietro, Joseph N. ..	Bantamweight	1st	622.25 lbs.
Lenseyn, Richard L. ..	Middleweight	1st	837.25 lbs.
McCann, Donald G.	Lt. Heavyweight	3rd	661.00 lbs.
Maurey, Gerald L.	Featherweight	2nd	760.00 lbs.
Northrup, Melvin A. ..	Welterweight	1st	892.50 lbs.
Peery (Perry) R. H. ..	Flyweight	1st	—
Schmidt, Ralph	Heavyweight	2nd	—
Sheridan, William	Coach and Manager		

U. S. ADMINISTRATIVE OFFICIALS WITH TEAM

Brundage, Avery	USOC President
Kirby, Gustave T.	Chef de Mission
Bingham, J. Lyman	General Manager
Fischer, Herman J.	Asst. Manager
Miller, Marion H.	Asst. Manager
Hall, Evelyne K. (Mrs.)	Asst. Manager
Hull, Lt. Col. Donald F.	Army Representative
Werbin, Dr. Harry	Team Trainer

U. S. OLYMPIC COMMITTEE MEMBERS WITH TEAM

Whelttle, Albert F.	USOC Executive Board
Henshel, Harry D.	Basketball Committee
Mahoney, Jay-Ehret	Water Polo Committee

1955

PERSONNEL OF UNITED STATES PAN-AMERICAN TEAMS AT MEXICO CITY IN 1955

Athletics (Men)	*Event*	*Place*	*Performance*
Allison, Robert C.	Javelin Throw	—	Did not compete
Ashenfelter, Horace ..	5,000 meters Run	2nd	15:31.4
	5,000 m. Steeplechase	—	Did not compete
Ashenfelter, William ..	5,000 m. Steeplechase	9th	No time giv.
Backus, Robert H.	Hammer Throw	1st	180'1⅝"
Bennett, John D.	Broad Jump	1st	26'3⅜"
	400 meter Relay	1st	40.7 secs.
	Hop-Step-Jump	—	Did not compete
Corbitt, Theodore	Marathon	—	Did not compete
Culbreath, Josh	400 meter Hurdles	1st	51.5 secs.
Davis, Jack W.	110 meter Hurdles	1st	14.3 secs.
Dwyer, Fred A.	1,500 meters	3rd	3:55.8
Engel, Martin S.	16 lb. Shot	3rd	47'10"
	Hammer Throw	2nd	175'3¼"
Gordien, Fortune E. ..	Shot Put	1st	57'1"
	Discus Throw	1st	174'2½"
Held, Franklin W.	Javelin Throw	1st	238'11"
Hollie, Willie	Hop-Step-Jump	6th	49'1"
Johnson, Rafer	Decathlon	1st	6999 points
	Javelin Throw	—	Did not compete
	Discus Throw	—	Did not compete
Jones, Louis W.	400 meters	1st	45.4 secs.
	1600 meter Relay	1st	3:07.2
Kelly, John K.	Marathon	9th	No time giv.
Laz, Donald R.	Pole Vault	3rd	14'1½"
Lea, James G.	400 meters	2nd	45.6 secs.
	1600 meter Relay	1st	3:07.2
Mashburn, Jesse W. ..	400 meters	3rd	46.3 secs.
	1600 meter Relay	1st	3:07.2
McKenzie, Gordon	5000 meter Run	4th	15:31.8
	10,000 meter Run	—	Withdrew 15th lap
McMillen, Robert E. ..	1500 meter Run	4th	4:04.4
O'Brien, W. Parry Jr.	Shot Put	1st	57'4½"
	Discus Throw	2nd	167'6½"
Range, Roselyn	Broad Jump	1st	26'4¾"
	Hop-Step-Jump	—	Did not compete
Richard, J. Rodney	100 meter Dash	1st	10.5 secs.
	200 meter Dash	1st	20.7 secs.
	400 meter Relay	1st	40.7 secs.
Richards, Robert E.	Pole Vault	1st	14'9½"
	Decathlon	2nd	6886 points
Santee, Wes	1500 meters	2nd	3:53.2
Shelton, Ernest E.	High Jump	1st	6'7¾"
Smith, F. Dean	100 meter Dash	6th	10.6 secs.
Smith, Robert	Pole Vault	1st	14'9½"
Sowell, Arnold	800 meter Run	1st	1:49.7
Spurrier, Lonnie	800 meter Run	1st	1:50.0
	1600 meter Relay	1st	3:07.2
Thomas, Charles A.	200 meter Dash	2nd	21.3 secs.
	400 meter Relay	1st	40.7 secs.
Thomson, Willard P. ..	110 meter Hurdles	—	Elim. in semi.
Whitfield, Malvin G. ..	800 meter Run	4th	1:51.5
Williams, Willie J.	100 meter Dash	3rd	10.4 secs.
	200 meter Run	—	Elim. in semi.
	400 meter Relay	1st	40.7 secs.
Wyatt, Herman C.	High Jump	2nd	6'7¾"
Olds, Dr. Lloyd W.	Manager		
Johnson, Leo T.	Coach		
Potts, Frank C.	Asst. Coach-Manager		

Athletics (Women)	*Event*	*Place*	*Performance*
Anderson, Karen L.	Javelin Throw	1st	161'5"
Cantrell, Jeanette	High Jump	4th	5'1⅜"
Daniels, Isabelle F.	60 meter Dash	2nd	7.6 secs.
	400 meter Relay	1st	47.0 secs.
Darnowski, Constance.	80 meter Hurdles	6th	No time giv.
Faggs, H. Mae	60 meter Dash	5th	7.7 secs.
	100 meter Dash	2nd	11.8 secs.
	400 meter Relay	1st	47.0 secs.
Jones, Barbara	100 meter Dash	1st	11.5 secs.
	400 meter Relay	1st	47.0 secs.
Kurrell, Pamela J.	Discus Throw	8th	110'2⅜"
Landry, Mabel	60 meter Dash	3rd	7.6 secs.
	400 meter Relay	1st	47.0 secs.

Athletics (Women)	*Event*	*Place*	*Performance*
Larney, Marjorie L.	Javelin Throw	4th	132'11½"
	Discus Throw	6th	114'9⅝"
Lyman, Alfrances	100 meter Dash	4th	12.1 secs.
McDaniel, Mildred L.	High Jump	1st	5'6⅝"
Monsanto, Patricia E.	Discus Throw	11th	104'2⅜"
Mueller, Barbara	80 meter Hurdles	5th	11.9 secs.
Phillips, Nancy	80 meter Hurdles	—	Did not qual.
Thomas, Verenda	High Jump	3rd	5'2⅝"
Vernhoven, Amelia	Javelin Throw	3rd	141'3¼"
Kaszubski, Renee	Manager		
Flickinger, Earl J.	Coach		

Baseball	*Event or Pos.*	*Place*	*Performance*
Barber, Arlan F.	Catcher	2nd	USA W5 L5
Bivens, Robert	Reserve	2nd	USA W5 L5
Cary, William I.	Pitcher	2nd	USA W5 L5
Cleuziet, Henry J.	Second Baseman	2nd	USA W5 L5
DeCarlo, Kenneth G. ..	Outfielder	2nd	USA W5 L5
Ebert, Earl A.	Pitcher	2nd	USA W5 L5
Garten, John W.	Catcher	2nd	USA W5 L5
Hyde, Raymond A.	Pitcher	2nd	USA W5 L5
Jingling, Robert	Second Baseman	2nd	USA W5 L5
LaMont, J. Geiger	Pitcher-1st Baseman	2nd	USA W5 L5
Lore, William F.	Pitcher	2nd	USA W5 L5
Lukaszewski, Donald J.	Shortstop	2nd	USA W5 L5
Magi, Vincent	Outfielder	2nd	USA W5 L5
Scarborough, Luther T.	Pitcher	2nd	USA W5 L5
Schnorbus, Robert H. ..	First Baseman	2nd	USA W5 L5
Schoonmaker, Jerry Lee	Outfielder	2nd	USA W5 L5
Temp, James A.	First Baseman	2nd	USA W5 L5
Thomas, Carl L.	Pitcher	2nd	USA W5 L5
Lewandowski, A. J.	Manager		
Kobs, Dan H.	Coach		

Basketball (Men)	*Event or Pos.*	*Place*	*Performance*
Byrd, Donald	Team Tournament	1st	USA W4 L1
Faulkner, Leslie H.	Team Tournament	1st	USA W4 L1
Hoverder, Gene L.	Team Tournament	1st	USA W4 L1
Kelley, Melvin D.	Team Tournament	1st	USA W4 L1
Kenney, Allen Earl	Team Tournament	1st	USA W4 L1
LeBuhn Robert	Team Tournament	1st	USA W4 L1
Leslie, Kenneth E.	Team Tournament	1st	USA W4 L1
Olson, Lloyd M.	Team Tournament	1st	USA W4 L1
Paxson, James E.	Team Tournament	1st	USA W4 L1
Poole, Jerrold	Team Tournament	1st	USA W4 L1
Rundell, Paul W.	Team Tournament	1st	USA W4 L1
Silas, Cecil J.	Team Tournament	1st	USA W4 L1
Willong, Alva W.	Team Tournament	1st	USA W4 L1
Williams, Robert L.	Team Tournament	1st	USA W4 L1
Johnson, Maj. Roy P.	Manager		
Johnson, Donald	Co-coach		
Pilgrim, Norman Ray	Co-coach		

Basketball (Women)	*Event or Pos.*	*Place*	*Performance*
Alexander, Rita F.	Team Tournament	1st	USA W8 L0
Cannon, Ruby	Team Tournament	1st	USA W8 L0
Cannon, Ruth	Team Tournament	1st	USA W8 L0
Futch, Dorsies M.	Team Tournament	1st	USA W8 L0
Jordan, Evelyn J.	Team Tournament	1st	USA W8 L0
Kline, Edith M.	Team Tournament	1st	USA W8 L0
Meulhouse, Lurlyne A.	Team Tournament	1st	USA W8 L0
Odom, Lometa K.	Team Tournament	1st	USA W8 L0
Sipes, Barbara Ann	Team Tournament	1st	USA W8 L0
Smithson, Mauriene	Team Tournament	1st	USA W8 L0
White, Ila Mae	Team Tournament	1st	USA W8 L0
Wilson, Mary Faye	Team Tournament	1st	USA W8 L0
Van Blarcom, Lilian	Manager		
Matthews, Caddo P.	Coach		

Boxing	*Event or Class*	*Place*	*Performance*
Dorando, Joseph J.	Welterweight	1st	—
Hornsby, Jimmie	Lightweight	2nd	Lost in Q/F
Lee, Norvel L.	Heavyweight	3rd	—
Morgan, Sherrieldale ..	Flyweight	2nd	Lost in Q/F
Morton, William F.	Lt. Welterweight	2nd	—
Pitts, Orville E.	Middleweight	1st	—
Smith, Harry F.	Featherweight	3rd	—
Stewart, John Thomas	Lt. Heavyweight	3rd	—
Wright, Paul	Lt. Middleweight	3rd	—
Yee, Ward	Bantamweight	3rd	—
Hull, Col. Donald F. ..	Manager		
Mello, Peter E.	Coach		

NOTE—Q/F indicates quarter-finals.

U. S. PAN AMERICAN TEAMS

(1935—continued)

Cycling	*Event or Class*	*Place*	*Performance*
Backer, Harry B.	1000 m. Time Trial	8th	1:13.0
	105.65 mile Road Race*	—	Did not finish
	4000 m. Team Pursuit USA	4th	5:05.8
Disney, Jack W.	1000 m. Scratch	—	Lost in Q/F
	105.65 mile Road Race*	—	Did not finish
	4000 m. Team Pursuit USA	4th	5:05.8
Stiller, Alfred W.	105.65 mile Road Race*	16th	4:39.46
	4000 m. Team Pursuit USA	4th	5:05.8
Wettberg, Karl Franz	105.65 mile Road Race*	11th	4:55.03
	4000 m. Team Pursuit USA	4th	5:05.8
Mesch, John	Coach-Manager		

* USA 6th in road race.

Equestrian	*Event or Class*	*Place*	*Performance*
Bozg, Robert J.	Dressage	2nd	651.00 Pts.
Dennehy, Charles	Prix des Nations*	8th	42.50 Pts.
Duffy, Frank H.	Three Day Ind.**	8th	1022.60 Pts.
McCashin, Arthur J. ..	Prix des Nations*	9th	45.00 Pts.
Staley, Walter G. Jr. ..	Three Day Ind.**	1st	1487.40 Pts.
Steinkraus, William C.	Prix des Nations*	10th	106.25 Pts.
Wheeler, John R.	Prix des Nations*	10th	106.25 Pts.
Wofford, J. E. B.	Three Day Ind.		Inj., withdrew
Stone, Whitney	Manager		
Osteen, Col. Wilson ..	Coach and Team Captain		
Cole, John T.	Coach		

* U.S.A. was fourth in team standings.

** Only champion Mexico was able to finish competition with complete team.

Fencing (Men)	*Event or Class*	*Place*	*Performance*
Axelrod, Albert	Foils—Individual	2nd	W14 L2
	Foils—Team	2nd	USA W4 L1
Cohen, Abram D.	Epee—Individual	4th	W11 L5
	Epee—Team	2nd	USA W4 L1
deCapriles, Jose R.	Epee—Team	2nd	USA W4 L1
(also Captain)	Epee—Sabre	1st	USA W4 L0
Dyer, Rex Richard	Epee—Team	2nd	USA W4 L1
	Sabre—Individual	3rd	W13 L6
	Sabre—Team	1st	USA W4 L0
Goldsmith, Harold D. ..	Epee—Team	2nd	USA W4 L1
	Foils—Individual	1st	W12 L1
	Foils—Team	2nd	USA W4 L1
Kwartler, Allan S.	Foils—Individual	5th	W9 L9
	Foils—Team	2nd	USA W4 L1
	Sabre—Team	1st	USA W4 L0
Makler, Paul T.	Epee—Ind.. Lost in Q/F		W5 L5
	Epee—Team	2nd	USA W4 L1
Nyilas, Tibor A.	Sabre—Individual	5th	W12 L4
	Sabre—Team	1st	USA W4 L0
Shurtz, Sewall	Epee—Individual	3rd	W13 L6
	Epee—Team	2nd	USA W4 L1
Worth, George V.	Epee—Individual	2nd	W17 L2
	Sabre—Team	1st	USA W4 L0

Fencing (Women)	*Event or Class*	*Place*	*Performance*
Aerl, Grace V.	Foils—Individual	6th	W6 L6
Mitchell, Mrs. Maxine	Foils—Individual	1st	W10 L1
Siegel, Eve G.	Foils—Individual	3rd	W8 L4

Gymnastics (Men)	*Event*	*Place*	*Performance*
Beckner, John G.*	Free Exercise	1st	18.80
	Flying Rings	8th	17.65
	Parallel Bars	1st	19.50 Tied
	Horizontal Bar	5th	19.20
	Vaulting Horse	4th	19.00 Tied
	Side Horse	1st	19.45
	All Around	1st	113.40
Beckner, Richard*	Free Exercise	8th	18.10
	Flying Rings	1st	19.05
	Parallel Bars	1st	19.50 Tied
	Horizontal Bar	4th	19.25
	Vaulting Horse	15th	17.30
	Side Horse	6th	18.55
	All Around	5th	110.85

Gymnastics (Men)	*Event or Class*	*Place*	*Performance*
Grossfeld, Abie*	Free Exercise	3rd	18.45
	Flying Rings	3rd	18.35
	Parallel Bars	3rd	19.25
	Horizontal Bar	1st	19.60
	Vaulting Horse	6th	18.90
	Side Horse	10th	17.25
	All Around	4th	111.80
Harper, Donald D.	Trampoline	1st	9.90
Holder, Don J.*	Free Exercise	10th	17.90
	Flying Rings	2nd	18.85
	Parallel Bars	6th	18.40
	Horizontal Bar	18th	16.60
	Vaulting Horse	2nd	19.25 Tied
	Side Horse	4th	18.95
		7th	109.95
Kotys, Joseph*	Free Exercise	2nd	18.75
	Flying Rings	5th	17.85
	Parallel Bars	4th	19.05
	Horizontal Bar	3rd	19.30
	Vaulting Horse	1st	19.45
	Side Horse	3rd	19.00
	All Around	2nd	113.20
Miles, John M.*	Free Exercise	7th	18.20
	Flying Rings	3rd	18.35 Tied
	Parallel Bars	8th	17.95
	Horizontal Bar	2nd	19.40
	Vaulting Horse	2nd	19.25 Tied
	Side Horse	5th	18.80
	All Around	3rd	111.95
Perry, Don	Rope Climb	1st	2" 9"
Roy, William	Tumbling	1st	9.60
	Trampoline	2nd	8.35

* In team competition, USA was 1st in Free Exercise (92.15); 1st in Flying Rings (92.65); 1st in Parallel Bars (95.45); 1st in Horizontal Bar (96.75); 1st in Vaulting Horse (95.45); 1st in Side Horse (94.75) and won the team all-around title with 567.60 points.

NOTE—Additional individual honors.

Holder, Donald	Club Swinging	2nd	7.85
Kotys, Joseph	Tumbling	2nd	8.65
Miles, Jack	Club Swinging	3rd	7.60
Hardy, Jerry F.	Coach and Manager		

Modern Pentathlon	*Event*	*Place*	*Performance*
Andre, William J.	Riding	6th	7:06.3
	Fencing	5th	W11 L8
	Shooting	4th	182
	Swimming	11th	4:52.1
	Cross Country	3rd	17:12.6
	Overall Tied at	5rd	29 points
Miller, Robert K.	Reserve		
O'Hair, Edgar A. Jr. ..	Riding	4th	6:58.8
	Fencing	15th	W6 L15
	Shooting	1st	194
	Swimming	6th	4:52.5
	Cross Country	2nd	17:27.3
	Overall	2nd	28 points
Wadsworth, Alan G. ..	Riding	13th	8:48.1
	Fencing	17th	W6 L15
	Shooting	8th	175
	Swimming	7th	4:54.0
	Cross Country	4th	17:35.0
	Overall	11th	49 points
Ingle, Maj. Rob. R. Jr.	Manager		
Diamond, John W.	Coach		

Rowing	*Event*	*Place*	*Performance*
Cardwell, Ronald E.	4-oars	2nd	4:26.2
Carnes, John S.	8-oars w/c	—	Rowed in Trials
Dorwart, Geo. E. 3rd	8-oars w/c	1st	4:00.0
	4-oars w/c	2nd	4:05.4
Gardiner, James A.	Double Sculls	1st	4:35.1
Greipp, F. Joseph	8-oars w/c	1st	4:00.0
	2 & 4-oars w/c spare	—	—
Heaney, James S.	8-oars w/c spare	—	—
Herrmann, George J. ..	8-oars w/c	1st	4:00.0
Hewson, James E.	4-oars	2nd	4:26.2
Hoover, Walter M.	Double Sculls	1st	4:33.1
Kelly, John B. Jr.	Single Sculls	1st	4:28.5
Kieffer, John J.	Pair Oars w/c	2nd	5:15.1
Knecht, William J.	8-oars w/c	1st	4:00.0

Rowing	*Event*	*Place*	*Performance*
Logg, Charles P. Jr.	Pair Oars	2nd	4:21.5
McArdle, Paul M.	Pair Oars w/c coxn.	2nd	5:13.1
McDonough, Thom. B.	Pair Oars w/c	2nd	5:13.1
McIlvaine, Chas. J. Jr.	8-oars w/c	1st	4:00.0
McIntosh, James S. ..	Double Sculls, spare	—	—
Miller, Irving A.	8-oars w/c	1st	4:00.0
	4-oars w/c	2nd	4:05.4
Ninos, George S.	8-oars w/c spare	—	—
Price, Thomas S.	Pair Oars	2nd	4:21.5
Rosenberg, Allen P.	Pair Oars w/c	1st	4:00.0
	4-oars w/c coxn.	2nd	4:05.4
Sauerwein, Robert P. ..	4-oars	2nd	4:26.2
Schnabel, John A.	4-oars	2nd	4:26.2
Senoff, Herbert E.	8-oars w/c	1st	4:00.0
Toland, Joseph L.	8-oars w/c	1st	4:00.0
	4-oars w/c	2nd	4:05.4
Goes, Clifford "Tip" ..	Manager		
Manning, James J.	Coach		

Shooting	*Event*	*Place*	*Performance*
Alford, Frederick F. ..	Skeet Shooting	4th	196
Benner, M/Sgt. H. L.	Free Pistol 50m.	1st	549
	Free Pistol 50m.—Team	1st	USA—2671
	Sil. Rapid Pistol—White	1st	588
	Sil. Rapid Pistol—White (Team)	1st	USA—2311
	Sil. Rapid Pistol—Black	4th	581
	Sil. Rapid Pistol—Team (B)	1st	USA—2328
Crites, Chesley J.	Skeet Shooting	5th	196
Dodds, Capt. John F. ..	Free Pistol 50m.	2nd	544
	Free Pistol 50m.—Team	1st	USA—2671
Forman, John C.	Free Pistol 50m.	52nd	510
	Free Pistol 50m.—Team	1st	USA—2671
	Sil. Rapid Pistol—White	3rd	576
	Sil. Rapid Pistol—Team (W)	1st	USA—2311
	Sil. Rapid Pistol—Black	3rd	584
	Sil. Rapid Pistol—Team (B)	1st	2328
Glass, George W. Sr.	Skeet Shooting	—	Reserve
Jackson, Capt. A. C...	Small Bore Rifle—5 Pos.	1st	1154+54
	Small Bore Rifle—Team	1st	USA—5752
	Small Bore Rifle—50-100m.	1st	592
	Small Bore Rifle—Team	1st	USA—2548
	Military Rifle 300m.	14th	418
	Military Rifle—Team	1st	USA—2088
	Free Rifle—300m.	4th	1093
	Free Rifle—300m.—Team	1st	USA—5422
Jagoda, Capt. John M.	Free Pistol 50m.	12th	529
	Free Pistol 50m.—Team	1st	USA—2671
	Sil. Rapid Pistol—White	5th	570
	Sil. Rapid Pistol—Team (W)	1st	USA—2311
	Small Bore Rifle—5 Pos.	5th	1140
	Small Bore Rifle—Team	1st	USA—5752
	Small Bore Rifle—50-100m.	8th	585
	Small Bore Rifle—Team	1st	USA—2548
McMillan, Lt. William	Sil. Rapid Pistol—White	2nd	577
	Sil. Rapid Pistol—Team (W)	1st	USA—2311
	Sil. Rapid Pistol—Black	2nd	586
	Sil. Rapid Pistol—Team (B)	1st	USA—2328

Shooting	*Event*	*Place*	*Performance*
Mitchell, Capt. T. S.	Free Pistol 50m.	4th	539
	Free Pistol 50m.—Team	1st	USA—2671
	Sil. Rapid Pistol—Black	5th	577
	Sil. Rapid Pistol—Team (B)	1st	USA—2328
Pendergras, CPO K. ..	Skeet Shooting	1st	198
Peras, Igor	Skeet Shooting	2nd	197
Sandager, Maj. Rob. K.	Military Rifle 300m.	11th	427
	Military Rifle—Team	1st	USA—2088
	Free Rifle 300m.—3 Pos.	8th	1077
	Free Rifle 300m.—Team	1st	USA—5422
Swanson, Lt. Col. E. C.	Small Bore Rifle—3 Pos.	4th	1148
	Small Bore Rifle—Team	1st	USA—5752
	Small Bore Rifle—50-100m.	11th	584
	Small Bore Rifle—Team	1st	USA—2348
	Military Rifle 300m.	3rd	445
	Military Rifle—Team	3rd	USA—2088
	Free Rifle 300m.—3 Pos.	3rd	1095
	Free Rifle 300m.—Team	1st	USA—5422
Westergaard, August ..	Small Bore Rifle—3 Pos.	6th	1138
	Small Bore Rifle—Team	1st	USA—5752
	Small Bore Rifle—50-100m.	4th	587
	Small Bore Rifle—Team	1st	USA—2348
	Military Rifle 300m.	26th	364
	Military Rifle—Team	3rd	USA—2088
	Free Rifle 300m.—3 Pos.	7th	1078
	Free Rifle 300m.—Team	1st	USA—5422
Wright, Lt. Verle	Small Bore Rifle—3 Pos.	3rd	1152
	Small Bore Rifle—Team	1st	USA—5752
	Military Rifle 300m.	7th	434
	Military Rifle—Team	3rd	USA—2088
	Free Rifle 300m.—3 Pos.	6th	1079
	Free Rifle 300m.—Team	1st	USA—5422
Walsh, Lt. Col. Walter	Captain		
Toney, William T. Jr.	Adjutant Coach		

Swimming (Men)	*Event*	*Place*	*Performance*
Baarcke, Leonide	100 m. Backstroke	1st	1:07.9
	400 meter Relay	1st	4:29.1
Clotworthy, Robert L.	Springboard Diving	3rd	157.41 Pts.
	Platform Diving	2nd	160.62 Pts.
Coffey, Arthur L.	Springboard Diving	2nd	160.09 Pts.
	Platform Diving	5th	142.21 Pts.
Fadgen, Richard	200 m. Breaststroke	8th	3:13.5
	200 m. Butterfly		Lost in trials
Johnson, Ronald L.	200 m. Breaststroke	6th	3:00.8
Maguire, Fred	200 m. Breaststroke	—	Lost in trials
	400 meter Relay	1st	4:29.1
Martin, Millward W. ..	100 m. Free Style	5th	1:00.1
McLane, James	400 m. Free Style	1st	4:51.3
	1500 m. Free Style	1st	20:04.0
	800 meter Relay	1st	9:00.0
McKinney, Frank E. Jr.	100 m. Backstroke	1st	1:07.1
	400 meter Relay	1st	4:29.1
Moore, Wayne R.	400 m. Free Style	2nd	4:53.4
	1500 m. Free Style	2nd	20:53.4
	800 meter Relay	1st	9:00.0
Nelson, John	200 m. Butterfly		Lost in trials
Scholes, Clarke C.	100 m. Free Style	3rd	1:01.9
	400 meter Relay	1st	4:29.1
Smith, Martin P.	800 meter Relay	1st	9:00.0
Tobian, Gary M.	Springboard Diving	1st	163.18 Pts.
	Platform Diving	3rd	151.21 Pts.

U. S. PAN AMERICAN TEAMS

(1955—continued)

Swimming (Men)	*Event*	*Place*	*Performance*
Wittreid, Peter	100 m. Backstroke	7th	1:10.3
Woolley, Carl T.	100 m. Free Style	3rd	59.3 secs.
Yorzyk, William A.	400 m. Free Style	4th	4:36.9
	1500 m. Free Style	6th	20:50.2
	200 m. Butterfly	3rd	2:42.5
	800 meter Relay	1st	9:00.0
Henning, Dr. H. W.	Manager		
Haynie, Tom	Coach		

Swimming (Women)	*Event*	*Place*	*Performance*
Elsenius, Mary Lou	200 m. Breaststroke	1st	3:08.4
Gill, Cynthia E.	100 m. Backstroke	3rd	1:17.9
Gillett, Marie L.	200 m. Breaststroke	4th	3:10.9
Gray, Susan Douglas	200 m. Free Style	4th	2:35.7
	400 m. Free Style	4th	5:36.5
Houghton, Emily T.	Springboard Diving	3rd	133.12 Pts.
Irwin, Juno R.	Platform Diving	2nd	80.52 Pts.
Kluter, Gretchen A.	100 m. Free Style	5th	1:08.9
	400 meter Relay	1st	4:51.8
Mann, Shelley I.	100 m. Free Style	6th	1:09.3
	100 m. Backstroke	4th	1:18.2
	100 m. Butterfly	3rd	1:17.7
McCormick, Patricia	Platform Diving	1st	92.05 Pts.
	Springboard Diving	1st	142.42 Pts.
Mullen, Betty E.	100 m. Butterfly	2nd	1:16.5
	400 m. Relay (Med.)	1st	5:11.6
Myers, Paula Jean	Platform Diving		Withdrew
O'Connor, Cora L.	100 m. Backstroke	2nd	1:17.8
	400 m. Medley Relay	1st	5:11.6
Roberts, Judith T.	400 meter Relay	1st	4:51.8
Sears, Mary Jane	100 m. Butterfly	4th	1:18.2
	200 m. Breaststroke	2nd	3:09.0
	400 m. Medley Relay	1st	5:11.6
Stunyo, Jeanne G.	Springboard Diving	2nd	137.41 Pts.
Tait, Carol L.	200 m. Free Style		Lost in trials
	400 m. Free Style	3rd	5:34.9
Werner, Wanda L.	100 m. Free Style	2nd	1:07.7
	200 m. Free Style	1st	2:32.5
	400 meter Relay	1st	4:51.8
	400 m. Medley Relay	1st	5:11.6
Muir, Mrs. Ione L.	Manager		
Lamar, Thomas R.	Coach		

Synchronized Swimming	*Event*	*Place*	*Performance*
Barrious, Loretta M.	Team	1st	654.5 Pts.
Bean, Mrs. Dawn P.	Team	1st	654.5 Pts.
Berthelsen, Joanne	Duet	4th	595.0 Pts.
Brown, Jacqueline	Duet	4th	595.0 Pts.
Gundling, Beulah	Solo	1st	661.0 Pts.
Pawson, Beverly J.	Team	1st	654.5 Pts.
Pawson, Jean M.	Team	1st	654.5 Pts.
Phillips, Sally L.	Team	1st	654.5 Pts.
Richard, Ellen G.	Duet	1st	643.0 Pts.
Royer, Joanne M.	Solo	3rd	650.0 Pts.
Todoroff, Connie A.	Duet	1st	643.0 Pts.
Olsen, Mrs. Norma J.	Manager-Coach-Chaperone		

Tennis (Men & Women)	*Event*	*Place*	*Performance*
Bradshaw, Dennis	Women's Singles	—	Lost in QF
	Women's Doubles	—	
	Mixed Doubles	—	Lost in QF
Clark, Jean	Women's Singles	—	Lost in 1st Round
	Women's Doubles	4th	
Larsen, Arthur	Men's Singles	1st	—
	Men's Doubles	3rd	—
Moylan, Edward J.	Men's Singles	4th	—
	Men's Doubles	3rd	—
	Mixed Doubles	—	Lost in QF

NOTE—QF indicates quarter-final round.

Volleyball (Men)	*Event*	*Place*	*Performance*
Beame, John H.	Team Tournament	1st	USA W5 L0
Engen, Rolf J.	Team Tournament	1st	USA W5 L0
Hall, Donald E.	Team Tournament	1st	USA W5 L0
Klein, Bud	Team Tournament	1st	USA W5 L0
Klinger, Robert H.	Team Tournament	1st	USA W5 L0

Volleyball (Men)	*Event*	*Place*	*Performance*
Kuhn, Alfred J.	Team Tournament	1st	USA W5 L0
Nachlas, Sid	Team Tournament	1st	USA W5 L0
Selznick, Eugene	Team Tournament	1st	USA W5 L0
Wentzel, Louis M.	Team Tournament	1st	USA W5 L0
Wigley, Marvin R.	Team Tournament	1st	USA W5 L0
Woods, Jack I.	Team Tournament	1st	USA W5 L0
Wilson, Harry E.	Coach and Manager		

Volleyball (Women)	*Event*	*Place*	*Performance*
Buiess, Alnet	Team Tournament	2nd	USA W4 L2
Bearer, Patricia R.	Team Tournament	2nd	USA W4 L2
Lowery, Patty D.	Team Tournament	2nd	USA W4 L2
McMichael, Rita	Team Tournament	2nd	USA W4 L2
Novosad, Lillian M.	Team Tournament	2nd	USA W4 L2
Petter, Gladys E.	Team Tournament	2nd	USA W4 L2
Posey, Joyce M.	Team Tournament	2nd	USA W4 L2
Pride, Beatrice	Team Tournament	2nd	USA W4 L2
Stevenson, Verna J.	Team Tournament	2nd	USA W4 L2
Ward, Jane A.	Team Tournament	2nd	USA W4 L2
Wilhelm, Patricia R.	Team Tournament	2nd	USA W4 L2
Snapp, E. A.	Manager and Coach		

Water Polo	*Event*	*Place*	*Performance*
Bisbey, Harry A.	Team Tournament	2nd	USA W6 L2
Burns, Warren	Team Tournament	2nd	USA W6 L2
Forsgren, Dean	Team Tournament	2nd	USA W6 L2
Frojen, Robert C.	Team Tournament	2nd	USA W6 L2
Horn, Robert E.	Team Tournament	2nd	USA W6 L2
Hughes, Robert E.	Team Tournament	2nd	USA W6 L2
Kwosta, William A.	Team Tournament	2nd	USA W6 L2
Mickley, Boyd A.	Team Tournament	2nd	USA W6 L2
Ostman, Thomas	Team Tournament	2nd	USA W6 L2
Ross, William D.	Team Tournament	2nd	USA W6 L2
Wolf, Wallace P.	Team Tournament	2nd	USA W6 L2
Mahoney, Ray-Ehret	Manager		
Smith, James R.	Coach		

Weightlifting	*Event or Class*	*Place*	*Performance*
George, Peter T.	Lt. Heavyweight	1st	964.51 lbs.
Kono, Tommy T.	Middleweight	1st	907.86 lbs.
Kurahara, Yae (Chas.)	Featherweight	2nd	705.58 lbs.
Pitman, Joseph P.	Lightweight	1st	782.64 lbs.
Scheminski, Norbert	Heavyweight	1st	1041.68 lbs.
Sheppard, David	Middle Heavyweight	1st	876.53 lbs.
Vinci, Charles T.	Bantamweight	1st	661.39 lbs.
Johnson, Clarence H.	Coach and Manager		

Wrestling	*Event or Class*	*Place*	*Performance*
Bisbiugh, Jack L.	Bantamweight	1st	—
Evans, Lt. Jay T.	Lightweight	1st	—
Hubel, Wendel	Middleweight	2nd	—
Kerslake, William R.	Heavyweight	1st	—
Kristart, Michael L.	Flyweight	3rd	—
Northrup, Col. A. A.	Welterweight	2nd	—
Paulekas, Alfred E.	Lt. Heavyweight	1st	—
Rice, Alan	Featherweight	2nd	—
Borders, Bill D.	Manager		
Collins, Fendley	Coach		

U. S. PAN AMERICAN ADMINISTRATIVE PERSONNEL

Wilson, Kenneth L.	USOA President
Roby, Douglas F.	USOA Vice-President
Bushnell, Asa S.	USOA Secretary
Ritter, R. Max	USOA Treasurer
McGovern, John T.	USOA Counselor
Bingham, J. Lyman	USOA Executive Director (General Manager)
Lennon, Thomas F.	Asst. Manager & Secretary
Miller, Marion H.	Asst. Manager
Rosenblum, Edward	Administrative Assistant
Ornstein, Charles L.	Chairman, Food and Housing Committee
Meyer, Catherine D.	Women's Representative, Food and Housing
Weiss, Irwin	Food and Housing Committeeman
Coffee, Maurice P.	Steward

1955 ADMINISTRATION—continued

Ferris, Daniel J.	Chairman, Transportation Committee
Lyon, James P.	Transportation Committeeman
Ashley, Fred	Coordinator, Transportation
Swarts, H. Jamison	Chairman, Supplies and Equipment Committee
Lovell, Max J.	Uniforms and Equipment Committeeman
McPhee, Dr. Harry R.	Physician
You, Dr. Richard W.	Trainer
Brock, Margaret L.	Nurse
O'Neill, Gertrude A.	Nurse
Walker, Mary C.	Nurse
Broussard, Marty J.	Trainer
Gerasioti, Lawrence J.	Trainer
Werbin, Dr. Harry	Trainer
Witkowski, Steve E.	Trainer
Zanfini, Edward G.	Trainer
Conroy, Muriel B.	Chaperone
Kaufman, Beth S.	Chaperone
Agnell, Col. Peter W.	Air Force Representative
Fowler, Albert	Marine Representative
Jackson, Col. Louis W.	Army Representative
Waller, Edmund M.	Navy Representative
Miller, Lou	Public Relations
Kunz, Charles E. Jr.	Administrative Assistant
Boo, Doris M.	Secretary to the President
Stingley, Vivian	Secretary to the Executive Director

U.S.O.C. EXECUTIVE BOARD MEMBERS IN ATTENDANCE

Greim, Willard N.	O'Donnell Jr., Maj. Gen. Emmett
Hunter, Willis O.	Whetile, Albert F.
Metcalf, T. Nelson	Wilke, Louis G.

1959

PERSONNEL 1959 U. S. PAN AMERICAN TEAM

Athletics—Men	*Event*	*Place*	*Performance*
Backus, Robert H.	Hammer Throw	3rd	195' 6½"
Bell, Gregory C.	Broad Jump	2nd	24' 11½"
Bragg, Donald G.	Pole Vault	*1st	15' 2½"
Breckenridge, A. S.	10,000 Meters	6th	31:40.6
Burleson, Dyrol	1,500 Meters	*1st	3:49.1
Calhoun, Lee Q.	110 M. Hurdles	2nd	13.7
Canellis, Albert A.	Javelin Throw	4th	229' 5½"
Carney, Lester N.	200 M. Dash	2nd	21.1
Cochran, Richard L.	Discus Throw	*1st	194' 2½"
Coleman, Philip Y.	3,000 M. St'plech'se	*1st	8:56.4
Confalone, Albert A.	Marathon Run	6th	2:38:52.9
Conley, Philip R.	Javelin Throw	2nd	239' 5½"
Connolly, Harold V.	Hammer Throw	#2nd	195' 11"
Culbreath, Jim	1,600 Meters Relay	1st	3:11.5
Cunliffe, William E.	400 M. Hurdles	*1st	51.2
Cushman, Glenn E.	800 Meter Run	5th	1:51.5
Davis, David	400 M. Hurdle	3rd	53.0
Davis, Ira S.	Shot Put	*1st	55' 9½"
Dellinger, William S.	Hop, Step & Jump	7th	47' 8½"
	5,000 Meter Run	*1st	14:28.4
Dumas, Charles E.	High Jump	*1st	6' 10½"
Edstrom, David A.	Decathlon	*1st	7,254 points
Gardner, Robert A.	High Jump	2nd	6' 8¼"
Gilbert, Elias, Jr.	110 M. Hurdles	3rd	14.0
Graham, James G.	Pole Vault	2nd	14' 2"
Green, James	Marathon Run	2nd	2:32:16.9
Grelle, James E.	1,500 Meter Run	2nd	3:49.9
Hall, Albert W.	Hammer Throw	#1st	195' 11"
Herman, Michael R.	Decathlon		Did not compete due to leg injury
Howard, Richard W.	400 M. Hurdles	2nd	51.3
Jones, Charles N.	3,000 M. St'plech'se	2nd	8:56.6
Jones, Hayes W.	400 Meter Relay	1st	40.4
	110 M. Hurdles	**1st	13.6
Kelley, John J.	Marathon Run	*1st	2:27:54.2
Long, Dallas C.	Shot Put	2nd	60' 8½"
Mills, David L.	1,600 Meter Relay	2nd	3:05.8
	400 Meter Dash	4th	46.7
Moran, Edward F.	1,500 Meter Run	3rd	3:50.1
Morris, Ronald H.	Pole Vault	4th	14' 2"

Athletics—Men	*Event*	*Place*	*Performance*
Mulkey, Philip R.	Decathlon	2nd	6,662 points
Murphy, Thomas	800 Meter Run	3rd	1:49.4
Norton, O. Ray	100 Meter Dash	*1st	10.3
	200 Meter Dash	*1st	20.6
	400 Meter Dash	1st	40.4
Oerter, Alfred A.	Discus Throw	*1st	190' 8½"
	Shot Put	*1st	62' 5½"
	Discus Throw	3rd	179' 1"
Poynter, Robert A.	400 Meter Relay	1st	40.4
	100 Meter Dash	4th	TNA
Quist, Buster Larry	Javelin Throw	*1st	251' 3½"
Roberson, Irvin	Broad Jump	1st	26' 2"
Robinson, Bruce C.	200 Meter Dash	4th	21.1
Sharpe, William G.	Hop, Step & Jump	3rd	50' 3½"
Soth, Robert E.	10,000 Meter Run	4th	30:23.8
Southern, S. Edward	1,600 Meter Relay	2nd	3:05.8
	400 Meter Dash	6th	47.9
Stieglitz, Lewis N.	5,000 Meter Run	11th	TNA
Stokes, Herman R.	Hop, Step & Jump	2nd	50' 6"
Truex, Max Edwin	20,000 Meter Run	DNF	
	10,000 M. Run Scratched		
Walters, Jerome D.	800 Meter Run	4th	
Wiley, Joel	Broad Jump	4th	24' 4½"
Williams, Errol A.	High Jump	6th	6' 4¾"
Woodhouse, W. G.	400 Meter Relay	1st	40.4
	100 Meter Dash	AR	TNA
Yerman, Jack L.	1,600 Meter Relay	2nd	3:05.8
	400 Meter Dash	4th	47.9
Young, George L.	3,000 M. St'plech'se	5th	9:07.8

Legend: **Not a record because of 5.7 mile per hour assisting wind (Mark is legal)

*New Pan American record	14-0 set by Richard Attlesey,
AR—Also ran	U. S. A., 1951)
TNA—Time not available	DNS—Did not start, scratched

#While both Hall and Connolly tied for best mark and share Pan American awards, first and second place rankings were decided by the rules which call for comparison of second best performances. In this instance Hall's second best throw was 192' 4½" while Connolly's was 191' 5".

Beard, Percy M.	Assistant Coach
Bowerman, William J.	Assistant Coach
Colson, Ralph H.	Manager
Core, Jim B.	Assistant Manager
Moorhead, Powell W.	Assistant Manager
Werner, Charles D.	Head Coach

Athletics—Women	*Event*	*Place*	*Performance*
Brown, Earlene	Discus Throw	1st	161' 9½"*
	Shot Put	1st	48' 2"*
Crowder, Shirley	80 Meter Hurdles	1st	11.8
Daniels, Isabelle F.	60 Meter Dash	1st	7.4*
	200 Meter Dash	2nd	24.8
	400 Meter Relay	1st	46.4*
Flynn, Ann Marie	High Jump	1st	5' 3½"
Hudson, Martha	60 Meter Dash	4th	7.4
	100 Meter Dash	—	Alternate
Jones, Barbara P.	60 Meter Dash	2nd	7.4
	100 Meter Dash		11.9#
		1st HT.	#1
Kurrell, Pamela J.	Discus Throw	2nd	138' 5"
Lerwill, Janet	Discus Throw	3rd	135' 8½"
	Javelin Throw	2nd	143' 2½"
Matthews, Margaret R.	Broad Jump	2nd	18' 9½"
Mead, Louise M.	200 Meter Dash	5th	26.2
Mueller, Barbara A.	80 Meter Hurdles	2nd	11.3
Rogers, Neomia M.	High Jump	7th	4' 9"
Roniger, Martha A.	High Jump	4th	4' 11"
Rudolph, Wilma G.	100 Meter Dash	2nd	12.5
Scholler, Margaret	Javelin Throw	4th	150' 11"
Shepherd, Sharon	Shot Put	2nd	44' 2¾"
Smith, Anne L.	Broad Jump	1st	18' 9¾"*
Terry, Jo Ann	did not compete		
Wejsgrowicz, Wanda	Shot Put	3rd	43' 0"
White, Willye	Broad Jump	1st	18' 9¾"*
Williams, Lucinda	100 Meter Dash	1st	12.4*
	200 Meter Dash	1st	25.4*
Wood, Amelia	Javelin Throw	3rd	141' 6"
Temple, Edward	Team Coach		
Welch, Francis G.	Field Coach		
West, Maralyn	Manager		

*Pan American record.
#Jones injured—did not finish semi-finals

U. S. PAN AMERICAN TEAMS

(1959—continued)

Baseball	*Position*	*Place*
Bancroft, Benjamin	Outfielder	Alternate
Brock, Louis	Outfielder	3rd
Causton, Ron	Outfielder	3rd
Cline, Tyrone	Pitcher	3rd
Davis, Charles	Pitcher	3rd
Drescher, Jerry	Outfielder	3rd
Gellinger, Terry	Pitcher	3rd
Hall, Alan	Catcher	3rd
Hochgraf, Ralph	Second Base	3rd
Hoover, Robert	Shortstop	3rd
Kangeos, Arley	Outfielder	3rd
Kennedy, Allen	Second Base	3rd
Klepfer, Ronald	Pitcher	3rd
McCartan, Jack	Third Base	3rd
McGriff, Perry C., Jr.	First Base	3rd
Mansfield, Lt. William	Pitcher	3rd
Mersch, Grayson	First Base	3rd
Orton, Thomas	Catcher	3rd
Rudeen, Roger	Pitcher	3rd
Wilson, Robert	First Base	Alternate
Anderson, J. Kyle	Manager	
Kobs, John H.	Coach	

Basketball—Men	*Position*	*Place*
Adams, Jack L.	Forward	1st
Bon Salle, George H.	Center	1st
Bonzer, Robert L.	Forward	1st
Bouiska, Richard J.	Guard	1st
Byrd, Leo W.	Guard	1st
Evans, William B.	Guard	1st
Goldsberry, Donald	Center	1st
Halderson, Burdette E.	Center	1st
Jeangerard, Robert L.	Guard	1st
Robertson, Oscar P.	Forward	1st
Smith, Adrian H.	Guard	1st
Swartz, Daniel S.	Forward	1st
Thompson, Gary Lee	Guard	1st
West, Jerry Alan	Forward	1st
Dye, William H. H.	Manager	
Schaus, Frederick A.	Coach	
Womble, J. Warren	Assistant Coach	

Basketball—Women	*Position*	*Place*
Crawford, Joan Audrey	Forward*	
Davidson, Lucile	Guard	
Horkey, Rita Jean	Forward*	
Ivey, Thelma Gay	Forward	
Kite, Joyce Ann	Forward	
Lowry, Carla	Forward	
Miller, Carolyn Joyce	Forward	
Neal, Patsy Elizabeth	Forward	
Nicholson, Glenda	Guard	
Noggin, Marsha Jean	Forward	
Searles, Evelyn	Forward	
Stewart, Barbara June	Guard	
Washington, Katherine	Guard*	
White, Nera Dyess	Forward**	
Mickelson, Laurine	Manager-Chaperone	
Redin, Harley J.	Coach	

*Can play either forward or guard.
**Did not report to squad at Games.

Boxing	*Class*	*Place*
Brown, Charles ...	Featherweight—125.4 lbs.	2nd
Campbell, H.	Lightweight—132 lbs.	Decisioned in ¼ finals by Laudonia of Argentine
Foster, Bobby W.	Middleweight—165 lbs.	2nd
Harrison, Dean ..	Welterweight—147.4 lbs. finals by Tovar of Venezuela	TKO'd in ¼
Hudson, A., Jr. ..	Heavyweight—over 178.2 lbs.	1st
Johnson, Amos ..	Light Heavyweight—178.2 lbs.	1st
McClure, W. J. ..	Light Middleweight—156.2 lbs.	1st
Shimabukura, H..	Flyweight—112.2 lbs.	4th
Shome, Vincent J.	Light Welterweight—139.7 lbs.	1st
Spanakos, F. M...	Bantamweight—118.8 lbs.	3rd
McGinn, E. M. ...	Team Coach	
Swift, Charles H.	Team Manager	

Cycling—Men	*Event*	*Place*	*Performance*
Becker, J. H.	Road Race—Ind.	12th	4:35:00.5
	Road Race—Team	TS—5th	42 pts.
Bell, A. C.*	1,000 Meter Time Trial	1st	1.12.2*
Cortright, R. W. ..	4,000 Meter Pursuit	1st	4.52.6
DeGallhos, P. A. ..	1,000 Meter Match	4th	13.3
Disney, J. W.	1,000 Meter Match	2nd	11.9
Dodd, R. A.	Road Race—Team	TS—5th	
Hartman, J. A.	4,000 Meter Pursuit	1st	4.52.6
Hewett, G. N.	4,000 Meter Pursuit	1st	4.52.6
Hiltner, M. B.	Road Race—Team	TS—5th	42 pts.
O'Rourke, T. G. ..	Road Race—Team	TS—5th	42 pts.
Pfarr, R. M.	4,000 Meter Pursuit	1st	4.52.6
Pfeifer, S. R.	4,000 Meter Pursuit	1st	4.52.6
Rossi, J. J.	4,000 Meter Pursuit	1st	4.52.6
Staub, D. D.	1,000 Meter Time Trial	1st	1.12.4
Tetzlaff, R. P.	Road Race—Ind.	6th	4:33:45.0
	Road Race—Team	TS—5th	42 pts.
Van Meter, G. E.	Road Race—Ind.	14th	4:35:00.5
	Road Race—Team	TS—5th	42 pts.
Brilando, F. P.	Coach		
McAdams, E. H. ..	Manager		

*Bell was disqualified by action of the Cycling Delegates to the Pan American Games as a result of a protest that he had been pushed at the start.
TS—Team Standing

Equestrian	*Event*	*Place*	*Performance*
Chapot, F. D.	Grand Prix de Nations	1st	32 faults
Galvin, Patricia ..	Grand Prix de Dressage (Team)	2nd	2708 points
	Grand Prix de Dressage (Indiv.)	1st	2213 points
Haggard, W. D., ..	Three Day Event (Team)	2nd	—348.49
	Three Day Event (Ind.)	9th	—273.42
McIntosh, Karen	Grand Prix de Dressage (Team)	1st	2708 points
	Grand Prix de Dressage (Indiv.)	6th	802 points
Morris, G. H.	Grand Prix de Nations	1st	32 faults
Newberry, Jessica	Grand Prix de Dressage (Team)	1st	2708 points
	Grand Prix de Dressage (Indiv.)	5th	836 points
Page, Michael O.	Three Day Event (Team)	2nd	—348.49
	Three Day Event (Ind.)	1st	—22.80
Plumb, John M. ..	Three Day Event (Team)	2nd	—348.49
	Three Day Event (Ind.)	2nd	—50.27
Staley, W. G., Jr.	Three Day Event (Team)	2nd	—348.49
	Three Day Event (Ind.)	AC	
Steinkraus, W. C.	Grand Prix de Nations	1st	32 faults
Wiley, Hugh	Grand Prix de Nations	1st	32 faults
Bubbel, Erich W.	Three Day Team Coach		
Collins, Jr.	Three Day Team Manager		
Montgomery, A.M.	Dressage Team Coach		
O'Dea, Joseph	Veterinarian		
Stone, Whitney ..	General Manager		

Fencing—Men	*Event*	*Place*	*Performance*
Axelrod, Albert	Foil—Individual	2nd	W 6—1, 2
	Foil—Team	1st	W 8—1, 1
Berry, Richard N.	Epee—Team	1st	W 5—1, 1
Dasaro, Michael A. ..	Epee—Individual	2nd	W 4—1, 3
	Epee—Team	1st	W 5—1, 0
Farber, Walter	Sabre—Team	1st	W 5—1, 0
	Sabre—Individual	2nd	W 4—1, 2
Fried, Howard J.	Epee—Team	1st	W 5—1, 1
Glazer, Gene	Foil—Team	1st	W 4.6—1, 4
Goering, William A. ..	Sabre—Team	1st	W 5—1, 0
Goldsmith, Harold D.	Foil—Team	1st	W 5—1, 4
	Foil—Individual	1st	W 5—1, 1
Kolowrat, Henry	Foil—Individual	5th	W 4—1, 4
	Epee—Team	1st	W 5—1, 1
Kwartler, Allan S.	Epee—Team	1st	W 5—1, 0
	Sabre—Individual	1st	W 4—1, 2
	Epee—Team	1st	W 5—1, 1
Lewis, Alfonso	Sabre—Team	1st	W 5—1, 0
Nyilas, Tibor	Sabre—Team	1st	W 5—1, 0
Paletta, Joseph Jr. ..	Foil—Individual	3rd	W 5—1, 0
	Foil—Team	1st	W 18—1, 2
Richards, Edwin A. ..	Foil—Team	1st	W 5—1, 3
Silverman, Lawrence F.	Foil—Team	1st	W 5—1, 3
Wemmack, Roland R.	Epee—Individual	1st	W 5—1, 1
	Epee—Team	1st	W 5—1, 1
Worth, George V.* ..	Sabre—Individual	5th	W 5—1, 0
	Sabre—Team		W 5—1, 0

*Competing Manager

Fencing—Women	*Event*	*Place*	*Performance*
Angell, Tommy	Foil		Alternate
Goodrich, Judy K.	Foil		Alternate
King, Harriet	Foil	7th Prelim. Round Pool B	W 2—1, 6
Mitchell, Maxine	Foil	2nd	W 5—1, 2
Sokol, Vivienne	Foil	6th	W 4—1, 3
Goldstein, Ralph M...	Captain		
Purdy, Edwin	Armorer		

Gymnastics—Men	*Event*	*Place*	*Performance*
Ashmore, Jamilie A.	All Around—Team	1st	564.70
	All Around—Ind.	6th	109.90
	Floor Exercises—Ind.	2nd	19.050
	Long Horse—Ind.	4th	18.450
	Still Rings—Ind.	1st	19.000
	Horizontal Bars—Ind.	6th	18.600
	Tumbling	2nd	9.00
	Rope Climb		Withdrew
Beckner, John G.	All Around—Team	1st	564.70
	All Around—Ind.	1st	114.50
	Floor Exercises—Ind.	4th	18.675
	Long Horse—Ind.	3rd	19.050
	Still Rings—Ind.	4th	18.050
	Side Horse—Ind.	4th	18.650
	Parallel Bars—Ind.	1st	19.200
	Horizontal Bars—Ind.	2nd	19.225
Grossfield, Abraham I.	All Around—Team	1st	564.70
	All Around—Ind.	2nd	112.95
	Floor Exercises—Ind.	1st	19.300
	Still Rings—Ind.	2nd	19.000
	Side Horse—Ind.	6th	17.225
	Parallel Bars—Ind.	5th	18.625
	Horizontal Bars—Ind.	3rd	19.425
	Tumbling	3rd	7.50
	Trampoline	3rd	9.05
Holmes, Harold Z., Jr.	Tumbling	1st	9.75
	Trampoline	2nd	6.60
	Indian Club Swing.	4th	9.40
Munn, Ron	Trampoline	1st	9.55
	Indian Club Swing.	3rd	9.90
O'Quinn, Garland D. ..	All Around—Team	1st	564.70
	All Around—Ind.	5th	110.35
	Long Horse—Ind.	5th	18.425
	Side Horse—Ind.	3rd	18.650
	Parallel Bars—Ind.	4th	18.700
	Horizontal Bars—Ind.	5th	18.575
Smith, Garvin S.	Tumbling	1st	9.85
Tonry, Donald R.	All Around—Team	1st	564.70
	All Around—Ind.	3rd	112.60
	Floor Exercises—Ind.	3rd	18.750
	Long Horse—Ind.	2nd	19.125
	Side Horse—Ind.	5th	17.650
	Parallel Bars—Ind.	2nd	18.850
	Horizontal Bars—Ind.	3rd	19.175
Weiss, Gregor R.	All Around—Team	1st	564.70
	All Around—Ind.	4th	111.45
	Floor Exercises—Ind.	5th	18.625
	Long Horse—Ind.	6th	18.275
	Still Rings—Ind.	5th	18.025
	Side Horse—Ind.	1st	19.100
	Parallel Bars—Ind.	2nd	19.025
	Horizontal Bars—Ind.	6th	18.475
Romeo, Paul C.	Coach—Manager		

Gymnastics—Women	*Event*	*Place*	*Performance*
Collawn, Cassie	All Around—Team	1st	179.653
	All Around—Ind.	5th	35.633
	Vault	6th	18.535
	Uneven Parallel Bars	5th	17.866
Klauser, Judith	All Around—Team	1st	179.653
	All Around—Ind.	7th	34.833
	Horse Vault		Withdrew
	Balance Beam		Withdrew
	Calisthenics—Ind.		Withdrew
Maycock, Betty J.	All Around—Team	1st	179.653
	All Around—Ind.	2nd	37.400
	Horse Vault	2nd	19.067
	Balance Beam	2nd	18.800
	Calisthenics—Ind.	4th	18.600
	Uneven Parallel Bars	4th	18.053
Montefusco, Theresa ..	All Around—Team	1st	179.653
	All Around—Ind.	4th	36.300
	Horse Vault	4th	18.500
	Calisthenics—Ind.	1st	19.100
	Uneven Parallel Bars	2nd	18.567

Gymnastics—Women	*Event*	*Place*	*Performance*
Phelps, Sharon	All Around—Team	1st	179.653
	All Around—Ind.	6th	35.467
	Balance Beam	5th	17.734
	Calisthenics—Ind.	3rd	18.733
Richardson, Sharon	All Around—Team	1st	179.653
	All Around—Ind.	10th	33.667
Sontgerath, Gail	Reserve		
Buchna, Janet	Manager—Chaperone		

Modern Pentathlon	*Event*	*Place*	*Performance*
Bleamaster, Leslie F. ..	Riding	4th	988 points
	Fencing	2nd	908 points
	Shooting	8th	800 points
	Swimming	10th	720 points
	Running	1st	958 points
1st as team,	individual standing:	5rd	4,384 points
Gates, Robert A.			Reserve
Lambert, George H.	Riding	5th	972 points
	Fencing	4th	770 points
	Shooting	3rd	860 points
	Swimming	9th	730 points
	Running	2nd	931 points
1st as team,	individual standing:	2nd	4,478 points
Miller, Robert K, ...	Riding	1st	1048 points
	Fencing	6th	678 points
	Shooting	1st	920 points
	Swimming	2nd	975 points
	Running	6th	697 points
1st as team,	individual standing:	4th	4,318 points
Bernheim, Maj. J. W.	Staff Assistant		
Russell, Lt. Col. J. W.	Coach and Officer-in-Charge		

Rowing	*Event & Position*	*Place*	*Performance*
Alm, Charles P.	Pair or Fours—Spare		
Brower, Egmont G.	Eights—Spare		
Chapman, Clayton W.	Pair or Fours—Spare		
Edmonds, James Stuart	Eights—Bow	1st	6:24.4
Frost, Ted Strathy	Pair Oars—Stroke	1st	7:36.4
Geiger, Ferdinand A...	Eights—Spare		
Hall, Jay Lansing	4 Oars #2	1st	6:54.0
Holtz, Charles A.	4 Oars w/c—Bow	1st	7:09.4
Jones, Leroy Philip	4 Oars w/c—#2	1st	7:09.4
Kelly, John B., Jr.	Double Sculls—Bow	1st	7:15.2
Knecht, William J.	Double Sculls—Str.	1st	7:15.2
Krien, James Stewart ..	Eights—Bow	1st	6:24.4
Kroll, Harvey V., Jr. ..	2 Oars w/c—Coxn.	3rd	7:58.7
Larsen, Michael J.	Eights—#7	1st	6:24.4
McIntosh, James S.	Pair w/c—Bow	3rd	7:58.7
Miller, Nelson T.	Eights—#2	1st	6:24.4
Mills, Charles E., Jr. ..	Eights—Stroke	1st	6:24.4
Nonnez, Edward A.	Eights—#3	1st	6:24.4
Nash, Lt. Ted A. ..... (USA)	4 Oars—Bow	1st	6:54.0
Parker, Harvey L.	Single Scull	1st	7:46.9
Pierrot, Alan Hay	2 Oars w/c—Stroke	3rd	7:58.7
Rogers, Robert Lee	2 Oars w/c—Coxn.	1st	7:36.4
Rouen, Thomas Alan	Eights—#5	1st	6:24.4
Rubin, Roy Ben	4 Oars w/c—Stroke	1st	7:09.4
Sayre, John Anthony ..	4 Oars—Stroke	1st	6:54.0
Schoel, Robert Loren ..	Eights—#2	1st	6:24.4
Wailes, Jr.	4 Oars—#3	1st	6:54.0
Walker, Ray Donnell ..	4 Oars w/c—Coxn.	1st	7:09.4
Winkelstein, Jerry A...	Eights—Coxn.	1st	6:24.4
Yonker, Michael Alan	4 Oars w/c—#3	1st	7:09.4
Buhrmaster, Louis H...	Assistant Manager		
Manning, L. Perry	Team Manager		
Margeson, Earl R.	Boatman—Rigger		
Pocock, Stanley R.	Assistant Coach		
Schoel, Loren W.	Head Coach		

Rifle Shooting	*Event*	*Place*	*Performance*
Anderson, Gary L.	Small Bore—Prone (Team)	2nd	1555
	Small Bore—Kneeling (Team)		
	Small Bore—Standing (Team)		
	Small Bore—Overall (Team)		
	Free Rifle—Overall (Ind.)		
	Free Rifle—Team		

U. S. PAN AMERICAN TEAMS

(1959—continued)

Rifle Shooting	*Event*	*Place*	*Performance*
Carter, James S.	Small Bore—Prone (Team)	2nd	1535
	Small Bore—Kneeling (Team)	1st	1508
	Small Bore—Kneeling (Ind.)	1st	382
	Small Bore—Standing (Team)	1st	1393
	Small Bore—Standing (Ind.)	1st	357
	Small Bore—Overall (Team)	1st	4436
Cook, Arthur E.	English Match Rifle (Team)	1st	2317
	English Match Rifle (Ind.)	1st	582
Eberwine, James A.	English Match Rifle (Team)	1st	2317
Gunnarsson, Martin I.	English Match Rifle (Team)	1st	2317
Kendall, Presley W.	English Match Rifle (Team)	1st	2317
	English Match Rifle (Ind.)	4th	576
Pool, Tommy G.	Free Rifle—Team	1st	4491
	Free Rifle—Overall (Ind.)	2nd	1120
	Free Rifle—Prone (Ind.)	2nd	394
	Free Rifle—Kneeling (Ind.)	2nd	379
	Free Rifle—Standing (Ind.)	3rd	347
Puckel, Daniel B.	Small Bore—Prone (Team)	2nd	1535
	Small Bore—Prone (Ind.)	5th	385
	Small Bore—Kneeling (Team)	1st	1508
	Small Bore—Kneeling (Ind.)	2nd	377
	Small Bore—Standing (Team)	1st	1393
	Small Bore—Standing (Ind.)	2nd	345
	Small Bore—Overall (Team)	1st	4436
	Small Bore—Overall (Ind.)	1st	1107
	Free Rifle—Team	1st	4491
	Free Rifle—Overall (Ind.)	1st	1147
	Free Rifle—Prone (Ind.)	1st	594*
	Free Rifle—Kneeling (Ind.)	1st	588
	Free Rifle—Standing (Ind.)	1st	565
Spradlin, Eugene F.	Free Rifle—Team	1st	4491
Wright, Verle F.	Small Bore—Prone (Team)	2nd	1535
	Small Bore—Prone (Ind.)	2nd	390
	Small Bore—Kneeling (Team)	1st	1508
	Small Bore—Standing (Team)	1st	1393
	Small Bore—Overall (Team)	1st	4436

*Won on targets hit

Pistol Shooting	*Event*	*Place*	*Performance*
Aitken, Harry E.	Free Pistol	DNC	Reserve
Belisle, Maurice E.	Rapid Fire Pistol	DNC	Reserve
Burchett, Lloyd	Free Pistol (Team)	1st	2128
Cartes, David	Center Fire Pistol (Team)	1st	2266
	Rapid Fire Pistol (Ind.)	1st	584
de Fino, Gaspar	Center Fire Pistol	DNC	Reserve
Lincoln, Nelson H.	Free Pistol (Team)	1st	2128
	Free Pistol (Ind.)	1st	546
Maass, Victor E.	Free Pistol (Team)	1st	2128
Moseley, Laurence K.	Rapid Fire Pistol	DNC	Reserve
Ratliff, Roy	Rapid Fire Pistol	DNC	Reserve
Smith, Aubrey E.	Center Fire Pistol (Team)	1st	2266
	Center Fire Pistol (Ind.)	1st	569*
	Rapid Fire Pistol (Ind.)	2nd	573
Stineman, Richard M.	Center Fire (Team)	1st	2266
Sutherland, Roy L.	Rapid Fire Pistol (Team)	1st	2128
	Free Pistol (Ind.)	3rd	538
	Center Fire Pistol (Team)	1st	2266
	Center Fire Pistol (Ind.)	15th	545 (tied)

*Smith won shootoff by score of 289 to 268 for O. Cervo, Argentina.

Sheet Shooting	*Event*	*Place*	*Score*
Calhoun, Edwin C. L.	Individual	*6th	192
	Team Competition	1st	779
Crites, Chesley J.	Team Competition	1st	779
Davis, Maj. Oliver R.	Team Competition	1st	779
Franzen, Rolland A.	Reserve	DNC	
Helton, Carl K.	Reserve	DNC	
Pendergrass, Kenneth L.	Individual	**5th	193
Mabie, Lee	Team Manager		

*Tied with Arnaldo Rincones, Venezuela.
**Tied with Jose A. Arteons, Cuba.

Soccer Football	*Position*	*Place*
Brown, George C.	Fullback	3rd
Ely, Alexandre	Halfback	3rd
Ganger, Rolf L.	Fullback	3rd
Grabowski, Eugene A.	Forward	3rd
Kulischenko, Jury	Goal	3rd
Looby, William E.	Forward	3rd
Maienthorr, Ronald P.	Forward	3rd
Murphy, Edward J.	Forward	3rd
Ottoboni, Vittorio	Goal	3rd
Pellizzaro, Valentine L.	Halfback	3rd
Roschenski, Jakob	Fullback	3rd
Schaller, Willy	Halfback	3rd
Smylyk, Zenon	Halfback	3rd
Speca, Joseph Louis	Fullback	3rd
Stachowsky, Jimmy	Forward	3rd
Trasina, John Peter	Halfback	3rd
Wecke, Herman W.	Fullback	3rd
Zerbusen, Albert F.	Forward	3rd
Reed, James J.	Coach	
Giesler, Walter J.	Manager	

Swimming—Men	*Event*	*Place*	*Performance*
Bittick, Charles G.	100 M. Back Stroke	2nd	1:04.2
Blick, Richard A.	800 M. Free Style Relay	1st	8:22.7* team time
Breen, George T.	400 M. Free Style	1st	4:31.4*
	1500 M. Free Style	2nd	17:55.0
Clark, Steve Edward	Swam in 800 Meter Relay Trials.		
Conner, Richard C.	Platform Diving	4th	161.66 points
Farrell, Felix Jeffery	100 M. Free Style	1st	56.3
	400 Meter	1st	4:14.9* team time
Follett, Elton H.	100 M. Free Style	2nd	57.2
	400 M. Free Style		Reserve
Gillanders, J. David	200 M. Butterfly Stroke	1st	2:18.0*
	400 Meter		Reserve
Hall, Sam Wesley	Springboard Diving	2nd	160.08 points
Harper, Donald D.	Platform Diving	2nd	164.44 points
Harrison, George P.	400 M. Free Style	2nd	4:31.8
Heinrich, Gary Earl	1500 M. Free Style	3rd	18:30.6
Lenz, Eugene Carl	400 M. Free Style	3rd	4:34.9
McKinney, Frank E.	100 M. Back Stroke	1st	1:03.6
	400 Meter	1st	4:14.9* team time
Mulliken, William D.	200 M. Breaststroke	1st	2:43.1*
	400 Meter		Reserve
Munsch, Frederick J.	400 Meters (Swam in 2nd heat of trials)		
	200 M. Breaststroke	4th	2:47.7

Swimming—Men	*Event*	*Place*	*Performance*
Nakasone, Kenneth H.	200 M. Breaststroke	2nd	2:43.2
	400 Meter	1st	4:14.9* team time
Rose, Walter Thomas ..	800 M. Free Style Relay		Reserve
Rounsavelle, John D. ..	800 M. Free Style Relay	1st	8:22.7* team time
Schaefer, Louis B.	100 M. Backstroke	1st	1:05.5
	400 Meter	DNC	Reserve
Sintz, Peter Vaughan ..	800 M. Free Style Relay	1st	8:22.7* team time
Somers, Alan B.	1500 M. Free Style	1st	17:53.2*
Tashnick, Anthony	200 M. Butterfly Stroke	4th	2:22.8
Tobian, Gary M.	Springboard Diving	6th	161.40 points
Troy, Michael Francis	Platform Diving	6th	158.23 points
	200 M. Butterfly Stroke	2nd	2:18.3
	400 Meter	1st	4:14.9* team time
Webster, Robert D.	Springboard Diving	3rd	148.90 points
Winters, Jimmie Thomas	800 M. Free Style Relay	1st	8:22.7* team time
Woolsey, William T. ..	100 M. Free Style	3rd	57.6
Billingsley, Hobart S. ..	Diving Coach		
Hartlaub, Paul P.	Manager		
McCaffree, Charles E. ..			

*New Pan American Record.
**New World Record.

Swimming—Women	*Event*	*Place*	*Performance*
Bancroft, Ann MacG. ..	400 M. Medley Relay	1st	4:44.6* team time
	200 M. Breaststroke	3rd	3:00.3
Botkin, Molly Ray	100 M. Free Style	3rd	1:05.7
	100 M. Butterfly	3rd	1:12.3
	400 M. Free Style Relay	1st	4:17.5* team time
Burke, Lynn Edyth	100 M. Backstroke	4th	1:13.8
Collins, Michaela R.	100 M. Butterfly	1st	1:09.5
	400 M. Medley Relay	1st	4:44.6* team time
Cone, Carin Alice	400 M. Medley Relay	1st	4:44.6* team time
	100 M. Backstroke	1st	1:12.2*
Dudeck, Barbara Sue ..	Springboard Diving	3rd	131.21 points
Graham, Donna C.	100 M. Butterfly	2nd	1:09.5
Hargreaves, Marianne..	400 M. Medley Relay		Reserve
Irwin, Juno Stover	Platform Diving	2nd	100.64 points
Kempner, Patty	200 M. Breaststroke	2nd	3:00.1
Kluter, Christine L.	100 M. Backstroke	3rd	1:12.4
Lenzi, Joel Dina	Springboard Diving	2nd	137.62 points
Pope, Paula Jean Myers	Platform Diving	1st	97.15 points
	Springboard Diving	1st	139.25 points
Ramey, Nancy Jane	100 M. Butterfly	2nd	1:10.4
Rusnka, Sylvia Elina ..	400 M. Free Style	2nd	5:03.4
Spurling, Tahita Mae ..	Platform Diving	3rd	87.86 points
Spillane, Joan Arlene ..	400 M. Free Style Relay	2nd	1:05.7 4:17.5* team time
	100 M. Free Style	1st	1:25.0
Stobs, Shirley Anne	400 M. Free Style Relay	1st	4:17.5* team time
	200 M. Free Style	2nd	2:22.9
von Saltza, Susan C.	400 M. Medley Relay	1st	4:44.6* team time
	400 M. Free Style	1st	4:55.9
	200 M. Free Style	1st	2:18.5*
	400 M. Free Style Relay	1st	4:17.5* team time
Warner, Ann Kindel ..	100 M. Breaststroke	1st	1:03.8*
Kristenson, Ralph E. ..	200 M. Breaststroke	1st	2:56.8
Rambo, Robert E.	Team Coach		
Reel, Patty Aspinall	Diving Coach		

*New Pan American Record.

Tennis—Men & Women	*Match*	*Place*
Arnold, Mimi	Women's Doubles	4th
Douglas, Jon A.	Men's Singles	3rd
	Men's Doubles	4th
Fageros, Karol	Mixed Doubles	4th
	Women's Doubles	2nd
Franks, Myron	Mixed Doubles	4th
	Men's Doubles	3rd
Gibson, Althea	Women's Singles	1st
	Women's Doubles	2nd
	Mixed Doubles	3rd
Golden, Grant	Men's Doubles	3rd
	Mixed Doubles	3rd
Green, Michael A.	Men's Doubles	4th
Knode, Dorothy Mead	Women's Doubles	4th
Buwick, Gene	Manager—Coach	

Volleyball—Men	*Position*	*Place*
Alper, Arthur J.	Spiker	1st
Eldredge, Kenneth S.	Setup	1st
Engen, Rolf	Setup	1st
Montague, James	Spiker	1st
Nelson, Charles T.	Spiker	1st
O'Hara, Michael T.	Spiker	1st
Olsson, William M.	Spiker	1st
Schiller, Walter G.	Setup	1st
Selmick, Eugene	Spiker	1st
Smith, Alika H.	Spiker	1st
Wigley, Marvin R.	Spiker	1st
Williams, Edward R. ..	Spiker	1st
Adler, Kenneth	Team Manager	
Wilson, Harry E.	Team Coach	

Volleyball—Women	*Position*	*Place*
Conrad, Edith	Set	2nd
Dennehy, Cecelia J.	Set	2nd
Gaertner, Jean K.	Kill	2nd
Haraughty, Lois E.	Set	2nd
Herwig, Margaret J.	Hitter	2nd
La Shaun, Beverly L.	Spiker	2nd
McAllister, Violet L.	Spiker	2nd
Shanley, Lin E.	Spiker	2nd
Shaw, Juanita J.	Spiker	2nd
Stevenson, Verna J.	Set	2nd
Ward, Jane L.	Set	2nd
Wilson, Pauline D.	Spiker	2nd
Litchauer, Ida	Team Manager	
Saenz, Manuel E.	Team Coach	

Water Polo	*Position*	*Place*
Connor, Frank F.	Goal Tender	1st
Crawford, Ronald E.	Reserve	1st
Good, Donald J.	Right Forward	1st
Haberman, Andrew F.	Center Guard	1st
Hahn, Kenneth A.	Right Guard	1st
Jaworski, Edward L.	Reserve	1st
Kobish, Arthur M.	Left Forward	1st
Koosistra, William A. ..	Left Guard	1st
Koosistra, Sue G.	Center Forward	1st
Severa, Ronald D.	Reserve	1st
Blanchard, Warren L. ..	Team Manager	
Grelier, Jack	Team Coach	

Weightlifting	*Class*	*Performance*
Ashman, David	Heavyweight (over 198 lbs.)	1st 1047*
Berger, Isaac	Featherweight (132.25 lbs.)	1st 782.5*
Enrich, Clyde B.	Middle Heavyweight (198 lbs.)	1st 953.5*
George, James D.	Light Heavyweight (181 lbs.)	1st 887
Goldberg, Paul Samuel	Lightweight (148.5 lbs.)	2nd 760.5
Kono, Tommy T.	Middleweight (165 lbs.)	1st 898.25*
Vinci, Charles T., Jr...	Bantamweight (123.2 lbs.)	1st 717*
Ferguson, Fraysher O.	Team Manager	
Raymond, Joseph	Team Coach	

*New Pan American Record.

Wrestling	*Class*	*Place*
Auble, David	Bantamweight	4th
Burke, James	Lightweight	3rd
Bhabaugh, Douglas	Welterweight	4th
Ferguson, James	Middleweight	3rd
Giani, Louis	Featherweight	4th

Kirby Plaza . . . Mount Kisco's New Doorway

THE railway station at Mount Kisco, N. Y., is no longer merely a place where a man comes to take a train for somewhere else. It is no longer merely a place for where commuters, returning from the city, hasten from the train to their cars.

For the station area today is a green and growing place, alive with beauty and meaning, and it is known as Kirby Plaza . . . the doorway to Mount Kisco.

The trees that were planted there in 1958 keep green the memory of Gustavus Town Kirby, a man internationally known and respected as a leader, notably in the world of sports. For 75 of his 82 years, Gustavus Kirby made the community of Mount Kisco his home although he belonged to the world. But despite the demands made upon him by national and international organizations, he always was ready to help in community affairs, to correct a wrong, or find the solution to a civic problem.

The Kirby Plaza was made possible by a group of Mount Kisco citizens and was dedicated June 15, 1958, nearly two years after Kirby's death.

To Olympians everywhere, Gustavus Town Kirby was a familiar name. During his lifetime, he served as president of the Amateur Athletic Union, the U. S. Olympic Committee, the ICAAAA, and many other organizations. From 1900 until his death he attended all Olympic and Pan American Games held during that period, as a representative of the United States. He saw the 1896 Games as a spectator.

U. S. PAN AMERICAN TEAMS

(1959—continued)

Wrestling	*Class*	*Place*
Lewis, Dale	Heavyweight	1st
Rosenmayer, Frank	Light Heavyweight	1st
Wilson, Richard	Flyweight	1st
Pohl, Eric F.	Team Manager	
Reeck, Claude C.	Team Coach	

Yachting	*Class*	*Place*	*Performance*
Comer, Gary Campbell	Star Class	3rd	4519 points
Fournier, Edward J.	Lightning		Reserve
Hackel, Donald W.	Star Class	3rd	4519 points
Krauss, H. Richard	Dragon	2nd	4771 points
MacLean, William F.	Finn Monotype	3rd	2537 points
Nickels, David E.	Lightning	3rd	2894 points
Nickels, Herman, Jr.	Lightning	3rd	2894 points
O'Day, George D.	5.5 Meter	1st	5167 points
Scully, Francis Paul	5.5 Meter	1st	5167 points
Sheronas, Marion F.	5.5 Meter		Reserve
Sheronas, Victor Frank	5.5 Meter	1st	5167 points
Sindle, Harry Robert	Flying Dutchman	1st	4800 points
Stevens, James	Dragon	2nd	4771 points
Swinderman, Walter E.	Dragon	2nd	4771 points
Tillman, John Butler	Snipe Class	3rd	3184 points
Tillman, Richard Lloyd	Snipe Class	3rd	3184 points
Wood, Robert Morford	Flying Dutchman	1st	4800 points
Smart, Paul	Team Manager & Star		Alternate

Administrative Personnel	
Allard, Col. Charles E.	U. S. Army Representative
Bingham, J. Lyman	U. S. Olympic Committee Executive Director
Bushnell, Asa S.	U. S. Olympic Committee Secretary
Byers, Walter	N. C. A. A. Observer
Cross, Richard	U. S. O. C. Representative to Pan American Organizing Committee
Ferris, Daniel J.	Transportation Chairman
Gies, Clifford	Executive Board
Greim, Willard N.	Executive Board
Hinkle, Col. Carl	U. S. Air Force Representative
Hobson, Wilson T. Jr.	Executive Board
Hunter, Willis O.	Administrative Assistant
Johnson, Kellum	A. A. U. Observer
Kane, Robert J.	Executive Board
Kunz, Charles F. J.	Office Staff

Administrative Personnel	
Lennon, Thomas F.	Assistant Secretary
Lentz, Arthur G.	Press Officer
Lovell, Max J.	Assistant Supplies and Equipment Chairman
McCreight, James K.	U. S. Marine Corp. Representative
McGovern, John T.	Counselor
Meives, Walter J.	Photographer
Metcalf, T. Nelson	Pan American Organizing Committee
Meyer, Catherine D.	Women's Steward
Miller, Marion H.	Supplies & Equipment Committee Chairman
O'Donnell, Gen. Emmett Jr.	Executive Board
Ornstein, Charles L.	Food & Housing Committee Chairman
Ritter, R. Max	U. S. Olympic Committee Treasurer
Roby, Douglas F.	U. S. Olympic Committee Vice President
Rusch, Hermann G.	Supervising Chef
Simms, James F.	Assistant Transportation Chairman
Stingley, Vivian	Office Staff
Swarts, H. Jamison	U. S. Olympic Committee Assistant Treasurer
Waddell, Susan L.	Building Administration
Waller, Edmund M.	U. S. Olympic Committee Representative
Wheltle, Albert F.	Executive Board
Wilke, Louis G.	Administrative Assistant
Wilson, Kenneth L.	U. S. Olympic Committee President
Wren, Suzanne E.	Office Staff

Medical & Training Staff	
Combs, Dr. Loyal W.	Physician
Cook, Marshall	Trainer
Cointe, Georges	Trainer
Emmerich, James Charles	Head Trainer
Gunn, Robert Henry	Trainer
Jacobus, Dr. Willis L.	Physician
Lenn, Frederick W.	Trainer
Limkey, William F.	Trainer
Mitchell, Anna Mary	Nurse
Pohl, Irene L.	Trainer
Sawdy, Allan	Trainer
Sullivan, George F.	Trainer
Wargo, Richard A.	Trainer
Wasserman, Isadore	Trainer
Wiechec, Kathryn R.	Trainer
Wojciechowicz, Joann L.	Nurse


815








409

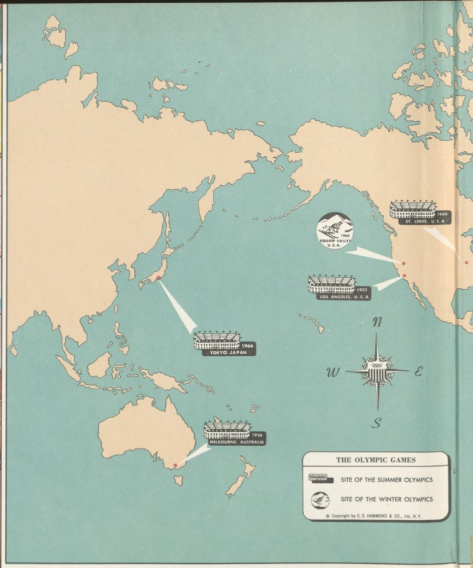
1908
ST. LOUIS, U.S.A.
1904
ST. LOUIS, U.S.A.
1903
LOS ANGELES, U.S.A.
1904
TOKYO, JAPAN
1956
MELBOURNE, AUSTRALIA
N
W
E
S
THE OLYMPIC GAMES
SITE OF THE SUMMER OLYMPICS
SITE OF THE WINTER OLYMPICS
© Copyright by C. S. HAMMOND & CO., Inc., N. Y.

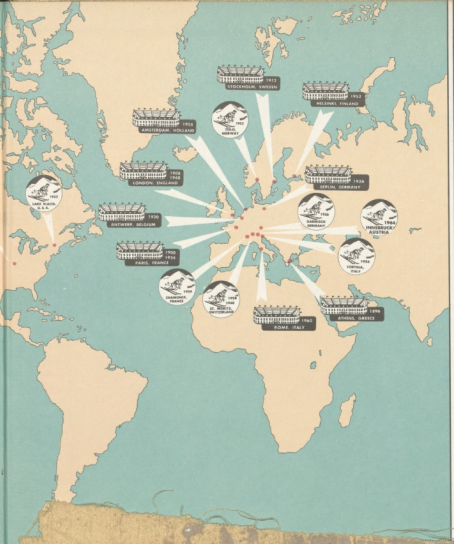
1912
STOCKHOLM, SWEDEN
1952
HELSINKI, FINLAND
1952
AMSTERDAM, HOLLAND
1952
OSLO, NORWAY
1908
1908
LONDON, ENGLAND
1936
BERLIN, GERMANY
1936
ANTWERP, BELGIUM
1936
GARMISCH-PARTENKIRCHEN, GERMANY
1964
INNSBRUCK, AUSTRIA
1960
1924
PARIS, FRANCE
1960
CORTINA, ITALY
1960
CHAMONIX, FRANCE
1960
ST. MORITZ, SWITZERLAND
1960
ROME, ITALY
1960
ATHENS, GREECE
















145

THE OLYMP